

**ANNUAL STATEMENT**  
**OF THE**  
**TLIC Oakbrook Reinsurance, Inc.**  
**Of**  
**Cedar Rapids**  
**in the state of IA**

**to the Insurance Department**  
**of the state of**

For the Year Ended  
December 31, 2016

**2016**

LIFE AND ACCIDENT AND HEALTH



# ANNUAL STATEMENT

For the Year Ended December 31, 2016  
of the Condition and Affairs of the

## TLIC Oakbrook Reinsurance, Inc.

NAIC Group Code.....0468, 0468 (Current Period) (Prior Period)	NAIC Company Code..... 00000	Employer's ID Number..... 47-1026613
Organized under the Laws of IA	State of Domicile or Port of Entry IA	Country of Domicile USA
Incorporated/Organized..... May 30, 2014	Commenced Business..... June 30, 2014	
Statutory Home Office	4333 Edgewood Rd NE..... Cedar Rapids ..... IA ..... USA ..... 52499 <i>(Street and Number) (City or Town, State, Country and Zip Code)</i>	
Main Administrative Office	4333 Edgewood Rd NE..... Cedar Rapids ..... IA ..... USA..... 52499 <i>(Street and Number) (City or Town, State, Country and Zip Code)</i>	319-355-8511 <i>(Area Code) (Telephone Number)</i>
Mail Address	4333 Edgewood Rd NE..... Cedar Rapids ..... IA ..... USA ..... 52499 <i>(Street and Number or P. O. Box) (City or Town, State, Country and Zip Code)</i>	
Primary Location of Books and Records	4333 Edgewood Rd NE..... Cedar Rapids ..... IA ..... USA ..... 52499 <i>(Street and Number) (City or Town, State, Country and Zip Code)</i>	319-355-8511 <i>(Area Code) (Telephone Number)</i>
Internet Web Site Address	www.transamerica.com	
Statutory Statement Contact	Brenda Kay Kraemer <i>(Name)</i> brenda.kraemer@transamerica.com <i>(E-Mail Address)</i>	319-355-8549 <i>(Area Code) (Telephone Number) (Extension)</i> 844-748-7973 <i>(Fax Number)</i>

### OFFICERS

Name	Title	Name	Title
1. James A. Beardsworth	President & Chairman of the Board	2. Jason Orlandi	Secretary & General Counsel
3. Eric J. Martin #	Controller	4.	

### OTHER

### DIRECTORS OR TRUSTEES

Amy E. Angle #	James A. Beardsworth	Christopher H. Garrett	Bonnie T. Gerst #
Eric J. Martin #			

State of..... Iowa  
County of..... Linn

The officers of this reporting entity being duly sworn, each depose and say that they are the described officers of said reporting entity, and that on the reporting period stated above, all of the herein described assets were the absolute property of the said reporting entity, free and clear from any liens or claims thereon, except as herein stated, and that this statement, together with related exhibits, schedules and explanations therein contained, annexed or referred to, is a full and true statement of all the assets and liabilities and of the condition and affairs of the said reporting entity as of the reporting period stated above, and of its income and deductions therefrom for the period ended, and have been completed in accordance with the NAIC *Annual Statement Instructions and Accounting Practices and Procedures* manual except to the extent that: (1) state law may differ; or, (2) that state rules or regulations require differences in reporting not related to accounting practices and procedures, according to the best of their information, knowledge and belief, respectively. Furthermore, the scope of this attestation by the described officers also includes the related corresponding electronic filing with the NAIC, when required, that is an exact copy (except for formatting differences due to electronic filing) of the enclosed statement. The electronic filing may be requested by various regulators in lieu of or in addition to the enclosed statement.

(Signature)	(Signature)	(Signature)
James A. Beardsworth	Jason Orlandi	Eric J. Martin
1. (Printed Name)	2. (Printed Name)	3. (Printed Name)
President & Chairman of the Board	Secretary & General Counsel	Controller
(Title)	(Title)	(Title)

Subscribed and sworn to before me  
This 24th day of February 2017

a. Is this an original filing? Yes [ X ] No [ ]  
b. If no 1. State the amendment number \_\_\_\_\_  
2. Date filed \_\_\_\_\_  
3. Number of pages attached \_\_\_\_\_



## ASSETS

	Current Year			Prior Year
	1 Assets	2 Nonadmitted Assets	3 Net Admitted Assets (Cols. 1 - 2)	4 Net Admitted Assets
1. Bonds (Schedule D).....	121,812,771	0	121,812,771	62,030,826
2. Stocks (Schedule D):				
2.1 Preferred stocks.....	0	0	0	0
2.2 Common stocks.....	0	0	0	0
3. Mortgage loans on real estate (Schedule B):				
3.1 First liens.....	0	0	0	0
3.2 Other than first liens.....	0	0	0	0
4. Real estate (Schedule A):				
4.1 Properties occupied by the company (less \$.....0 encumbrances).....	0	0	0	0
4.2 Properties held for the production of income (less \$.....0 encumbrances).....	0	0	0	0
4.3 Properties held for sale (less \$.....0 encumbrances).....	0	0	0	0
5. Cash (\$.....0, Schedule E-Part 1), cash equivalents (\$.....0, Schedule E-Part 2) and short-term investments (\$.....12,483,384, Schedule DA).....	12,483,384	0	12,483,384	73,651,643
6. Contract loans (including \$.....0 premium notes).....	0	0	0	0
7. Derivatives (Schedule DB).....	0	0	0	0
8. Other invested assets (Schedule BA).....	0	0	0	0
9. Receivables for securities.....	0	0	0	0
10. Securities lending reinvested collateral assets (Schedule DL).....	0	0	0	0
11. Aggregate write-ins for invested assets.....	0	0	0	0
12. Subtotals, cash and invested assets (Lines 1 to 11).....	134,296,155	0	134,296,155	135,682,469
13. Title plants less \$.....0 charged off (for Title insurers only).....	0	0	0	0
14. Investment income due and accrued.....	797,231	0	797,231	449,995
15. Premiums and considerations:				
15.1 Uncollected premiums and agents' balances in the course of collection.....	3,578,088	0	3,578,088	3,745,130
15.2 Deferred premiums, agents' balances and installments booked but deferred and not yet due (including \$.....0 earned but unbilled premiums).....	4,479,162	0	4,479,162	5,074,909
15.3 Accrued retrospective premiums (\$.....0) and contracts subject to redetermination (\$.....0).....	0	0	0	0
16. Reinsurance:				
16.1 Amounts recoverable from reinsurers.....	0	0	0	0
16.2 Funds held by or deposited with reinsured companies.....	563,832,994	0	563,832,994	359,864,930
16.3 Other amounts receivable under reinsurance contracts.....	0	0	0	0
17. Amounts receivable relating to uninsured plans.....	0	0	0	0
18.1 Current federal and foreign income tax recoverable and interest thereon.....	0	0	0	0
18.2 Net deferred tax asset.....	208,007,614	208,007,614	0	0
19. Guaranty funds receivable or on deposit.....	0	0	0	0
20. Electronic data processing equipment and software.....	0	0	0	0
21. Furniture and equipment, including health care delivery assets (\$.....0).....	0	0	0	0
22. Net adjustment in assets and liabilities due to foreign exchange rates.....	0	0	0	0
23. Receivables from parent, subsidiaries and affiliates.....	0	0	0	0
24. Health care (\$.....0) and other amounts receivable.....	0	0	0	0
25. Aggregate write-ins for other-than-invested assets.....	1,176,648,158	99,361,796	1,077,286,362	924,825,881
26. Total assets excluding Separate Accounts, Segregated Accounts and Protected Cell Accounts (Lines 12 to 25).....	2,091,639,402	307,369,410	1,784,269,992	1,429,643,314
27. From Separate Accounts, Segregated Accounts and Protected Cell Accounts.....	0	0	0	0
28. TOTAL (Lines 26 and 27).....	2,091,639,402	307,369,410	1,784,269,992	1,429,643,314

### DETAILS OF WRITE-INS

1101.....	0	0	0	0
1102.....	0	0	0	0
1103.....	0	0	0	0
1198. Summary of remaining write-ins for Line 11 from overflow page.....	0	0	0	0
1199. Totals (Lines 1101 through 1103 plus 1198) (Line 11 above).....	0	0	0	0
2501. Credit linked note.....	1,077,286,362	0	1,077,286,362	924,825,881
2502. Prepaid credit linked note fee.....	99,361,796	99,361,796	0	0
2503.....	0	0	0	0
2598. Summary of remaining write-ins for Line 25 from overflow page.....	0	0	0	0
2599. Totals (Lines 2501 through 2503 plus 2598) (Line 25 above).....	1,176,648,158	99,361,796	1,077,286,362	924,825,881

## LIABILITIES, SURPLUS AND OTHER FUNDS

	1 Current Year	2 Prior Year
1. Aggregate reserve for life contracts \$.....1,617,372,848 (Exhibit 5, Line 9999999) less \$.....0 included in Line 6.3 (including \$.....0 Modco Reserve).....	1,617,372,848	1,260,911,006
2. Aggregate reserve for accident and health contracts (including \$.....0 Modco Reserve).....	0	0
3. Liability for deposit-type contracts (Exhibit 7, Line 14, Col. 1) (including \$.....0 Modco Reserve).....	0	0
4. Contract claims:		
4.1 Life (Exhibit 8, Part 1, Line 4.4, Col. 1 less sum of Cols. 9, 10 and 11).....	29,420,624	30,082,320
4.2 Accident and health (Exhibit 8, Part 1, Line 4.4, sum of Cols. 9, 10 and 11).....	0	0
5. Policyholders' dividends \$.....0 and coupons \$.....0 due and unpaid (Exhibit 4, Line 10).....	0	0
6. Provision for policyholders' dividends and coupons payable in following calendar year - estimated amounts:		
6.1 Dividends apportioned for payment (including \$.....0 Modco).....	0	0
6.2 Dividends not yet apportioned (including \$.....0 Modco).....	0	0
6.3 Coupons and similar benefits (including \$.....0 Modco).....	0	0
7. Amount provisionally held for deferred dividend policies not included in Line 6.....	0	0
8. Premiums and annuity considerations for life and accident and health contracts received in advance less \$.....0 discount; including \$.....0 accident and health premiums (Exhibit 1, Part 1, Col. 1, sum of Lines 4 and 14).....	2,383,134	2,517,524
9. Contract liabilities not included elsewhere:		
9.1 Surrender values on canceled contracts.....	0	0
9.2 Provision for experience rating refunds, including the liability of \$.....0 accident and health experience rating refunds of which \$.....0 is for medical loss ratio rebate per the Public Health Service Act.....	0	0
9.3 Other amounts payable on reinsurance, including \$.....0 assumed and \$.....0 ceded.....	0	0
9.4 Interest Maintenance Reserve (IMR, Line 6).....	282,818	328,669
10. Commissions to agents due or accrued - life and annuity contracts \$.....0, accident and health \$.....0 and deposit-type contract funds \$.....0.....	0	0
11. Commissions and expense allowances payable on reinsurance assumed.....	0	0
12. General expenses due or accrued (Exhibit 2, Line 12, Col. 6).....	0	0
13. Transfers to Separate Accounts due or accrued (net) (including \$.....0 accrued for expense allowances recognized in reserves, net of reinsured allowances).....	0	0
14. Taxes, licenses and fees due or accrued, excluding federal income taxes (Exhibit 3, Line 9, Col. 5).....	5,000	0
15.1 Current federal and foreign income taxes, including \$.....0 on realized capital gains (losses).....	0	0
15.2 Net deferred tax liability.....	0	0
16. Unearned investment income.....	0	0
17. Amounts withheld or retained by company as agent or trustee.....	0	0
18. Amounts held for agents' account, including \$.....0 agents' credit balances.....	0	0
19. Remittances and items not allocated.....	36	62
20. Net adjustment in assets and liabilities due to foreign exchange rates.....	0	0
21. Liability for benefits for employees and agents if not included above.....	0	0
22. Borrowed money \$.....0 and interest thereon \$.....0.....	0	0
23. Dividends to stockholders declared and unpaid.....	0	0
24. Miscellaneous liabilities:		
24.01 Asset valuation reserve (AVR Line 16, Col. 7).....	367,363	286,959
24.02 Reinsurance in unauthorized and certified (\$.....0) companies.....	0	0
24.03 Funds held under reinsurance treaties with unauthorized and certified (\$.....0) reinsurers.....	0	0
24.04 Payable to parent, subsidiaries and affiliates.....	1,022,380	2,562,156
24.05 Drafts outstanding.....	0	0
24.06 Liability for amounts held under uninsured plans.....	0	0
24.07 Funds held under coinsurance.....	0	0
24.08 Derivatives.....	0	0
24.09 Payable for securities.....	0	0
24.10 Payable for securities lending.....	0	0
24.11 Capital notes \$.....0 and interest thereon \$.....0.....	0	0
25. Aggregate write-ins for liabilities.....	0	0
26. Total liabilities excluding Separate Accounts business (Lines 1 to 25).....	1,650,854,203	1,296,688,696
27. From Separate Accounts Statement.....	0	0
28. Total liabilities (Line 26 and 27).....	1,650,854,203	1,296,688,696
29. Common capital stock.....	2,500,000	2,500,000
30. Preferred capital stock.....	0	0
31. Aggregate write-ins for other-than-special surplus funds.....	0	0
32. Surplus notes.....	0	0
33. Gross paid in and contributed surplus (Page 3, Line 33, Col. 2 plus Page 4, Line 51.1, Col. 1).....	260,500,000	260,500,000
34. Aggregate write-ins for special surplus funds.....	0	0
35. Unassigned funds (surplus).....	(129,584,211)	(130,045,382)
36. Less treasury stock, at cost:		
36.1 .....0.000 shares common (value included in Line 29 \$.....0).....	0	0
36.2 .....0.000 shares preferred (value included in Line 30 \$.....0).....	0	0
37. Surplus (Total Lines 31 + 32 + 33 + 34 + 35 - 36) (including \$.....0 in Separate Accounts Statement).....	130,915,789	130,454,618
38. Totals of Lines 29, 30 and 37 (Page 4, Line 55).....	133,415,789	132,954,618
39. Totals of Lines 28 and 38 (Page 2, Line 28, Col. 3).....	1,784,269,992	1,429,643,314

### DETAILS OF WRITE-INS

2501. ....	0	0
2502. ....	0	0
2503. ....	0	0
2598. Summary of remaining write-ins for Line 25 from overflow page.....	0	0
2599. Totals (Lines 2501 through 2503 plus 2598) (Line 25 above).....	0	0
3101. ....	0	0
3102. ....	0	0
3103. ....	0	0
3198. Summary of remaining write-ins for Line 31 from overflow page.....	0	0
3199. Totals (Lines 3101 through 3103 plus 3198) (Line 31 above).....	0	0
3401. ....	0	0
3402. ....	0	0
3403. ....	0	0
3498. Summary of remaining write-ins for Line 34 from overflow page.....	0	0
3499. Totals (Lines 3401 through 3403 plus 3498) (Line 34 above).....	0	0

# TLIC Oakbrook Reinsurance, Inc.

## SUMMARY OF OPERATIONS

	1 Current Year	2 Prior Year
1. Premiums and annuity considerations for life and accident and health contracts (Exhibit 1, Part 1, Line 20.4, Col. 1, less Col. 11)	311,006,585	359,080,821
2. Considerations for supplementary contracts with life contingencies	0	0
3. Net investment income (Exhibit of Net Investment Income, Line 17)	3,183,232	3,138,472
4. Amortization of Interest Maintenance Reserve (IMR) (Line 5)	56,707	28,440
5. Separate Accounts net gain from operations excluding unrealized gains or losses	0	0
6. Commissions and expense allowances on reinsurance ceded (Exhibit 1, Part 2, Line 26.1, Col. 1)	0	0
7. Reserve adjustments on reinsurance ceded	0	0
8. Miscellaneous Income:		
8.1 Income from fees associated with investment management, administration and contract guarantees from Separate Accounts	0	0
8.2 Charges and fees for deposit-type contracts	0	0
8.3 Aggregate write-ins for miscellaneous income	13,194,070	4,364,593
9. Totals (Lines 1 to 8.3)	327,440,594	366,612,326
10. Death benefits	93,417,841	62,402,738
11. Matured endowments (excluding guaranteed annual pure endowments)	0	0
12. Annuity benefits (Exhibit 8, Part 2, Line 6.4, Cols. 4 + 8)	0	0
13. Disability benefits and benefits under accident and health contracts	0	0
14. Coupons, guaranteed annual pure endowments and similar benefits	0	0
15. Surrender benefits and withdrawals for life contracts	453,749	456,054
16. Group conversions	0	0
17. Interest and adjustments on contract or deposit-type contract funds	0	0
18. Payments on supplementary contracts with life contingencies	0	0
19. Increase in aggregate reserves for life and accident and health contracts	356,461,842	291,431,552
20. Totals (Lines 10 to 19)	450,333,432	354,290,344
21. Commissions on premiums, annuity considerations and deposit-type contract funds (direct business only) (Exhibit 1, Part 2, Line 31, Col. 1)	0	0
22. Commissions and expense allowances on reinsurance assumed (Exhibit 1, Part 2, Line 26.2, Col. 1)	28,878,650	37,952,852
23. General insurance expenses (Exhibit 2, Line 10, Columns 1, 2, 3 and 4)	206,473	50,653
24. Insurance taxes, licenses and fees, excluding federal income taxes (Exhibit 3, Line 7, Cols. 1 + 2 + 3)	5,088	822
25. Increase in loading on deferred and uncollected premiums	(58,297)	(3,855,596)
26. Net transfers to or (from) Separate Accounts net of reinsurance	0	0
27. Aggregate write-ins for deductions	638,204	0
28. Totals (Lines 20 to 27)	480,003,550	388,439,075
29. Net gain from operations before dividends to policyholders and federal income taxes (Line 9 minus Line 28)	(152,562,956)	(21,826,749)
30. Dividends to policyholders	0	0
31. Net gain from operations after dividends to policyholders and before federal income taxes (Line 29 minus Line 30)	(152,562,956)	(21,826,749)
32. Federal and foreign income taxes incurred (excluding tax on capital gains)	(13,445)	0
33. Net gain from operations after dividends to policyholders and federal income taxes and before realized capital gains or (losses) (Line 31 minus Line 32)	(152,549,511)	(21,826,749)
34. Net realized capital gains (losses) (excluding gains (losses) transferred to the IMR) less capital gains tax of \$.....7,600 (excluding taxes of \$.....5,845 transferred to the IMR)	(7,600)	180,231
35. Net income (Line 33 plus Line 34)	(152,557,111)	(21,646,518)
<b>CAPITAL AND SURPLUS ACCOUNT</b>		
36. Capital and surplus, December 31, prior year (Page 3, Line 38, Col. 2)	132,954,618	113,677,293
37. Net income (Line 35)	(152,557,111)	(21,646,518)
38. Change in net unrealized capital gains (losses) less capital gains tax of \$.....0	0	0
39. Change in net unrealized foreign exchange capital gain (loss)	0	0
40. Change in net deferred income tax	36,768,716	171,238,899
41. Change in nonadmitted assets	(36,130,511)	(171,238,899)
42. Change in liability for reinsurance in unauthorized and certified companies	0	0
43. Change in reserve on account of change in valuation basis, (increase) or decrease	0	0
44. Change in asset valuation reserve	(80,404)	(93,234)
45. Change in treasury stock, (Page 3, Lines 36.1 and 36.2 Col. 2 minus Col. 1)	0	0
46. Surplus (contributed to) withdrawn from Separate Accounts during period	0	0
47. Other changes in surplus in Separate Accounts Statement	0	0
48. Change in surplus notes	0	0
49. Cumulative effect of changes in accounting principles	0	0
50. Capital changes:		
50.1 Paid in	0	0
50.2 Transferred from surplus (Stock Dividend)	0	0
50.3 Transferred to surplus	0	0
51. Surplus adjustment:		
51.1 Paid in	0	0
51.2 Transferred to capital (Stock Dividend)	0	0
51.3 Transferred from capital	0	0
51.4 Change in surplus as a result of reinsurance	0	0
52. Dividends to stockholders	0	0
53. Aggregate write-ins for gains and losses in surplus	152,460,481	41,017,077
54. Net change in capital and surplus for the year (Lines 37 through 53)	461,171	19,277,325
55. Capital and surplus, December 31, current year (Lines 36 + 54) (Page 3, Line 38)	133,415,789	132,954,618
<b>DETAILS OF WRITE-INS</b>		
08.301. Funds withheld assumed investment income	13,194,070	4,364,593
08.302. ....	0	0
08.303. ....	0	0
08.398. Summary of remaining write-ins for Line 8.3 from overflow page	0	0
08.399. Totals (Lines 08.301 through 08.303 plus 08.398) (Line 8.3 above)	13,194,070	4,364,593
2701. Prepaid credit linked note fee	638,204	0
2702. ....	0	0
2703. ....	0	0
2798. Summary of remaining write-ins for Line 27 from overflow page	0	0
2799. Totals (Lines 2701 through 2703 plus 2798) (Line 27 above)	638,204	0
5301. Credit linked note	152,460,481	41,017,077
5302. Prior year correction - Credit linked note	0	94,857,776
5303. Prior year correction - Assumed life reserves	0	(94,857,776)
5398. Summary of remaining write-ins for Line 53 from overflow page	0	0
5399. Totals (Lines 5301 through 5303 plus 5398) (Line 53 above)	152,460,481	41,017,077

**CASH FLOW**

	1 Current Year	2 Prior Year
<b>CASH FROM OPERATIONS</b>		
1. Premiums collected net of reinsurance.....	311,693,281	360,025,290
2. Net investment income.....	3,158,160	4,576,527
3. Miscellaneous income.....	13,194,070	4,364,593
4. Total (Lines 1 through 3).....	328,045,511	368,966,410
5. Benefit and loss related payments.....	298,501,350	310,362,140
6. Net transfers to Separate Accounts, Segregated Accounts and Protected Cell Accounts.....	0	0
7. Commissions, expenses paid and aggregate write-ins for deductions.....	29,723,415	38,004,327
8. Dividends paid to policyholders.....	0	0
9. Federal and foreign income taxes paid (recovered) net of \$.....13,445 tax on capital gains (losses).....	0	0
10. Total (Lines 5 through 9).....	328,224,765	348,366,467
11. Net cash from operations (Line 4 minus Line 10).....	(179,254)	20,599,943
<b>CASH FROM INVESTMENTS</b>		
12. Proceeds from investments sold, matured or repaid:		
12.1 Bonds.....	4,638,349	120,048,806
12.2 Stocks.....	0	0
12.3 Mortgage loans.....	0	0
12.4 Real estate.....	0	0
12.5 Other invested assets.....	0	0
12.6 Net gains or (losses) on cash, cash equivalents and short-term investments.....	0	0
12.7 Miscellaneous proceeds.....	0	36,114
12.8 Total investment proceeds (Lines 12.1 to 12.7).....	4,638,349	120,084,920
13. Cost of investments acquired (long-term only):		
13.1 Bonds.....	64,725,757	5,481,025
13.2 Stocks.....	0	0
13.3 Mortgage loans.....	0	0
13.4 Real estate.....	0	0
13.5 Other invested assets.....	0	0
13.6 Miscellaneous applications.....	0	0
13.7 Total investments acquired (Lines 13.1 to 13.6).....	64,725,757	5,481,025
14. Net increase (decrease) in contract loans and premium notes.....	0	0
15. Net cash from investments (Line 12.8 minus Lines 13.7 minus Line 14).....	(60,087,408)	114,603,895
<b>CASH FROM FINANCING AND MISCELLANEOUS SOURCES</b>		
16. Cash provided (applied):		
16.1 Surplus notes, capital notes.....	0	0
16.2 Capital and paid in surplus, less treasury stock.....	0	0
16.3 Borrowed funds.....	0	0
16.4 Net deposits on deposit-type contracts and other insurance liabilities.....	0	0
16.5 Dividends to stockholders.....	0	0
16.6 Other cash provided (applied).....	(901,597)	(84,716,357)
17. Net cash from financing and miscellaneous sources (Lines 16.1 to 16.4 minus Line 16.5 plus Line 16.6).....	(901,597)	(84,716,357)
<b>RECONCILIATION OF CASH, CASH EQUIVALENTS AND SHORT-TERM INVESTMENTS</b>		
18. Net change in cash, cash equivalents and short-term investments (Line 11, plus Lines 15 and 17).....	(61,168,259)	50,487,481
19. Cash, cash equivalents and short-term investments:		
19.1 Beginning of year.....	73,651,643	23,164,162
19.2 End of year (Line 18 plus Line 19.1).....	12,483,384	73,651,643
Note: Supplemental disclosures of cash flow information for non-cash transactions:		
20.0001 .....	0	0

## ANALYSIS OF OPERATIONS BY LINES OF BUSINESS

	1 Total	2 Industrial Life	Ordinary			6 Credit Life (Group and Individual)	Group		Accident and Health			12 Aggregate of All Other Lines of Business
			3 Life Insurance	4 Individual Annuities	5 Supplementary Contracts		7 Life Insurance(a)	8 Annuities	9 Group	10 Credit (Group and Individual)	11 Other	
1. Premiums and annuity considerations for life and accident and health contracts.....	311,006,585	0	311,006,585	0	0	0	0	0	0	0	0	0
2. Considerations for supplementary contracts with life contingencies.....	0	0	0	0	0	0	0	0	0	0	0	0
3. Net investment income.....	3,183,232	0	300,391	0	0	0	0	0	0	0	0	2,882,841
4. Amortization of Interest Maintenance Reserve (IMR).....	56,707	0	0	0	0	0	0	0	0	0	0	56,707
5. Separate Accounts net gain from operations excluding unrealized gains or losses.....	0	0	0	0	0	0	0	0	0	0	0	0
6. Commissions and expense allowances on reinsurance ceded.....	0	0	0	0	0	0	0	0	0	0	0	0
7. Reserve adjustments on reinsurance ceded.....	0	0	0	0	0	0	0	0	0	0	0	0
8. Miscellaneous Income:												
8.1 Fees associated with income from investment management, administration and contract guarantees from S/A.....	0	0	0	0	0	0	0	0	0	0	0	0
8.2 Charges and fees for deposit-type contracts.....	0	0	0	0	0	0	0	0	0	0	0	0
8.3 Aggregate write-ins for miscellaneous income.....	13,194,070	0	13,194,070	0	0	0	0	0	0	0	0	0
9. Totals (Lines 1 to 8.3).....	327,440,594	0	324,501,046	0	0	0	0	0	0	0	0	2,939,548
10. Death benefits.....	93,417,841	0	93,417,841	0	0	0	0	0	0	0	0	0
11. Matured endowments (excluding guaranteed annual pure endowments).....	0	0	0	0	0	0	0	0	0	0	0	0
12. Annuity benefits.....	0	0	0	0	0	0	0	0	0	0	0	0
13. Disability benefits and benefits under accident and health contracts.....	0	0	0	0	0	0	0	0	0	0	0	0
14. Coupons, guaranteed annual pure endowments and similar benefits.....	0	0	0	0	0	0	0	0	0	0	0	0
15. Surrender benefits and withdrawals for life contracts.....	453,749	0	453,749	0	0	0	0	0	0	0	0	0
16. Group conversions.....	0	0	0	0	0	0	0	0	0	0	0	0
17. Interest and adjustments on contract or deposit-type contract funds.....	0	0	0	0	0	0	0	0	0	0	0	0
18. Payments on supplementary contracts with life contingencies.....	0	0	0	0	0	0	0	0	0	0	0	0
19. Increase in aggregate reserves for life and accident and health contracts.....	356,461,842	0	356,461,842	0	0	0	0	0	0	0	0	0
20. Totals (Lines 10 to 19).....	450,333,432	0	450,333,432	0	0	0	0	0	0	0	0	0
21. Commissions on premiums, annuity considerations and deposit-type contract funds (direct business only).....	0	0	0	0	0	0	0	0	0	0	0	0
22. Commissions and expense allowances on reinsurance assumed.....	28,878,650	0	28,878,650	0	0	0	0	0	0	0	0	0
23. General insurance expenses.....	206,473	0	206,473	0	0	0	0	0	0	0	0	0
24. Insurance taxes, licenses and fees, excluding federal income taxes.....	5,088	0	5,088	0	0	0	0	0	0	0	0	0
25. Increase in loading on deferred and uncollected premiums.....	(58,297)	0	(58,297)	0	0	0	0	0	0	0	0	0
26. Net transfers to or (from) Separate Accounts net of reinsurance.....	0	0	0	0	0	0	0	0	0	0	0	0
27. Aggregate write-ins for deductions.....	638,204	0	638,204	0	0	0	0	0	0	0	0	0
28. Totals (Lines 20 to 27).....	480,003,550	0	480,003,550	0	0	0	0	0	0	0	0	0
29. Net gain from operations before dividends to policyholders and federal income taxes (Line 9 minus Line 28).....	(152,562,956)	0	(155,502,504)	0	0	0	0	0	0	0	0	2,939,548
30. Dividends to policyholders.....	0	0	0	0	0	0	0	0	0	0	0	0
31. Net gain from operations after dividends to policyholders and before federal income taxes (Line 29 minus Line 30).....	(152,562,956)	0	(155,502,504)	0	0	0	0	0	0	0	0	2,939,548
32. Federal income taxes incurred (excluding tax on capital gains).....	(13,445)	0	(13,445)	0	0	0	0	0	0	0	0	0
33. Net gain from operations after dividends to policyholders and federal income taxes and before realized capital gains or (losses) (Line 31 minus Line 32).....	(152,549,511)	0	(155,489,059)	0	0	0	0	0	0	0	0	2,939,548

### DETAILS OF WRITE-INS

08.301. Funds withheld assumed investment income.....	13,194,070	0	13,194,070	0	0	0	0	0	0	0	0	0
08.302. ....	0	0	0	0	0	0	0	0	0	0	0	0
08.303. ....	0	0	0	0	0	0	0	0	0	0	0	0
08.398. Summary of remaining write-ins for Line 8.3 from overflow page.....	0	0	0	0	0	0	0	0	0	0	0	0
08.399. Total (Lines 08.301 through 08.303 plus 08.398) (Line 8.3 above).....	13,194,070	0	13,194,070	0	0	0	0	0	0	0	0	0
2701. Prepaid credit linked note fee.....	638,204	0	638,204	0	0	0	0	0	0	0	0	0
2702. ....	0	0	0	0	0	0	0	0	0	0	0	0
2703. ....	0	0	0	0	0	0	0	0	0	0	0	0
2798. Summary of remaining write-ins for Line 27 from overflow page.....	0	0	0	0	0	0	0	0	0	0	0	0
2799. Total (Lines 2701 through 2703 plus 2798) (Line 27 above).....	638,204	0	638,204	0	0	0	0	0	0	0	0	0

(a) Includes the following amounts for FEGLI/SGLI: Line 1.....0 Line 10.....0 Line 16.....0 Line 23.....0 Line 24.....0.

## ANALYSIS OF INCREASE IN RESERVES DURING THE YEAR

	1 Total	2 Industrial Life	Ordinary			6 Credit Life (Group and Individual)	Group	
			3 Life Insurance	4 Individual Annuities	5 Supplementary Contracts		7 Life Insurance	8 Annuities
<b>Involving Life or Disability Contingencies (Reserves)</b>								
(Net of Reinsurance Ceded)								
1. Reserve December 31, prior year.....	1,260,911,004	0	1,260,911,004	0	0	0	0	0
2. Tabular net premiums or considerations.....	573,344,084	0	573,344,084	0	0	0	0	0
3. Present value of disability claims incurred.....	17,983	0	17,983	0	XXX	0	0	0
4. Tabular interest.....	50,882,743	0	50,882,743	0	0	0	0	0
5. Tabular less actual reserve released.....	0	0	0	0	0	0	0	0
6. Increase in reserve on account of change in valuation basis.....	0	0	0	0	0	0	0	0
7. Other increases (net).....	(57,763,064)	0	(57,763,064)	0	0	0	0	0
8. Totals (Lines 1 to 7).....	1,827,392,750	0	1,827,392,750	0	0	0	0	0
9. Tabular cost.....	173,701,738	0	173,701,738	0	XXX	0	0	0
10. Reserves released by death.....	1,316,262	0	1,316,262	XXX	XXX	0	0	XXX
11. Reserves released by other terminations (net).....	34,998,798	0	34,998,798	0	0	0	0	0
12. Annuity, supplementary contract, and disability payments involving life contingencies.....	3,105	0	3,105	0	0	0	0	0
13. Net transfers to or (from) Separate Accounts.....	0	0	0	0	0	0	0	0
14. Total deductions (Lines 9 to 13).....	210,019,903	0	210,019,903	0	0	0	0	0
15. Reserve December 31, current year.....	1,617,372,847	0	1,617,372,847	0	0	0	0	0

7



## EXHIBIT OF NET INVESTMENT INCOME

	1 Collected During Year	2 Earned During Year
1. U.S. government bonds.....	(a).....0	.....0
1.1 Bonds exempt from U.S. tax.....	(a).....0	.....0
1.2 Other bonds (unaffiliated).....	(a).....2,852,345	.....3,200,098
1.3 Bonds of affiliates.....	(a).....0	.....0
2.1 Preferred stocks (unaffiliated).....	(b).....0	.....0
2.11 Preferred stocks of affiliates.....	(b).....0	.....0
2.2 Common stocks (unaffiliated).....	.....0	.....0
2.21 Common stocks of affiliates.....	.....0	.....0
3. Mortgage loans.....	(c).....0	.....0
4. Real estate.....	(d).....0	.....0
5. Contract loans.....	.....6,125	.....6,125
6. Cash, cash equivalents and short-term investments.....	(e).....125,622	.....121,261
7. Derivative instruments.....	(f).....0	.....0
8. Other invested assets.....	.....0	.....0
9. Aggregate write-ins for investment income.....	.....(868)	.....(868)
10. Total gross investment income.....	.....2,983,224	.....3,326,616
11. Investment expenses.....		(g).....133,945
12. Investment taxes, licenses and fees, excluding federal income taxes.....		(g).....7,784
13. Interest expense.....		(h).....1,653
14. Depreciation on real estate and other invested assets.....		(i).....0
15. Aggregate write-ins for deductions from investment income.....		.....0
16. Total deductions (Lines 11 through 15).....		.....143,382
17. Net investment income (Line 10 minus Line 16).....		.....3,183,234

### DETAILS OF WRITE-INS

0901. Miscellaneous investment income.....	.....(868)	.....(868)
0902. ....	.....0	.....0
0903. ....	.....0	.....0
0998. Summary of remaining write-ins for Line 9 from overflow page.....	.....0	.....0
0999. Totals (Lines 0901 through 0903 plus 0998) (Line 9 above).....	.....(868)	.....(868)
1501. ....		.....0
1502. ....		.....0
1503. ....		.....0
1598. Summary of remaining write-ins for Line 15 from overflow page.....		.....0
1599. Totals (Lines 1501 through 1503 plus 1598) (Line 15 above).....		.....0

- (a) Includes \$.....17,802 accrual of discount less \$.....339,963 amortization of premium and less \$.....192,413 paid for accrued interest on purchases.
- (b) Includes \$.....0 accrual of discount less \$.....0 amortization of premium and less \$.....0 paid for accrued dividends on purchases.
- (c) Includes \$.....0 accrual of discount less \$.....0 amortization of premium and less \$.....0 paid for accrued interest on purchases.
- (d) Includes \$.....0 for company's occupancy of its own buildings; and excludes \$.....0 interest on encumbrances.
- (e) Includes \$.....0 accrual of discount less \$.....0 amortization of premium and less \$.....0 paid for accrued interest on purchases.
- (f) Includes \$.....0 accrual of discount less \$.....0 amortization of premium.
- (g) Includes \$.....0 investment expenses and \$.....0 investment taxes, licenses and fees, excluding federal income taxes, attributable to segregated and Separate Accounts.
- (h) Includes \$.....0 interest on surplus notes and \$.....0 interest on capital notes.
- (i) Includes \$.....0 depreciation on real estate and \$.....0 depreciation on other invested assets.

## EXHIBIT OF CAPITAL GAINS (LOSSES)

	1 Realized Gain (Loss) on Sales or Maturity	2 Other Realized Adjustments	3 Total Realized Capital Gain (Loss) (Columns 1 + 2)	4 Change in Unrealized Capital Gain (Loss)	5 Change in Unrealized Foreign Exchange Capital Gain (Loss)
1. U.S. government bonds.....	.....0	.....0	.....0	.....0	.....0
1.1 Bonds exempt from U.S. tax.....	.....0	.....0	.....0	.....0	.....0
1.2 Other bonds (unaffiliated).....	.....16,701	.....0	.....16,701	.....0	.....0
1.3 Bonds of affiliates.....	.....0	.....0	.....0	.....0	.....0
2.1 Preferred stocks (unaffiliated).....	.....0	.....0	.....0	.....0	.....0
2.11 Preferred stocks of affiliates.....	.....0	.....0	.....0	.....0	.....0
2.2 Common stocks (unaffiliated).....	.....0	.....0	.....0	.....0	.....0
2.21 Common stocks of affiliates.....	.....0	.....0	.....0	.....0	.....0
3. Mortgage loans.....	.....0	.....0	.....0	.....0	.....0
4. Real estate.....	.....0	.....0	.....0	.....0	.....0
5. Contract loans.....	.....0	.....0	.....0	.....0	.....0
6. Cash, cash equivalents and short-term investments.....	.....0	.....0	.....0	.....0	.....0
7. Derivative instruments.....	.....0	.....0	.....0	.....0	.....0
8. Other invested assets.....	.....0	.....0	.....0	.....0	.....0
9. Aggregate write-ins for capital gains (losses).....	.....0	.....0	.....0	.....0	.....0
10. Total capital gains (losses).....	.....16,701	.....0	.....16,701	.....0	.....0

### DETAILS OF WRITE-INS

0901. ....	.....0	.....0	.....0	.....0	.....0
0902. ....	.....0	.....0	.....0	.....0	.....0
0903. ....	.....0	.....0	.....0	.....0	.....0
0998. Summary of remaining write-ins for Line 9 from overflow page.....	.....0	.....0	.....0	.....0	.....0
0999. Totals (Lines 0901 through 0903 plus 0998) (Line 9 above).....	.....0	.....0	.....0	.....0	.....0

**EXHIBIT 1 - PART 1 - PREMIUMS AND ANNUITY CONSIDERATIONS FOR LIFE AND ACCIDENT AND HEALTH CONTRACTS**

	1	2	3 Ordinary		5	6 Group		8 Accident and Health		11	
	Total	Industrial Life	Life Insurance	Individual Annuities	Credit Life (Group and Individual)	Life Insurance	Annuities	Group	9 Credit (Group & Individual)	10 Other	Aggregate of All Other Lines of Business
<b>FIRST YEAR (other than single)</b>											
1. Uncollected.....	0	0	0	0	-	-	0	-	-	-	0
2. Deferred and accrued.....	0	0	0	0	0	0	0	0	0	0	0
3. Deferred, accrued and uncollected:											
3.1 Direct.....	0	0	0	0	0	0	0	0	0	0	0
3.2 Reinsurance assumed.....	0	0	0	0	0	0	0	0	0	0	0
3.3 Reinsurance ceded.....	0	0	0	0	0	0	0	0	0	0	0
3.4 Net (Line 1 + Line 2).....	0	0	0	0	0	0	0	0	0	0	0
4. Advance.....	0	0	0	0	0	0	0	0	0	0	0
5. Line 3.4 - Line 4.....	0	0	0	0	0	0	0	0	0	0	0
6. Collected during year:											
6.1 Direct.....	0	0	0	0	0	0	0	0	0	0	0
6.2 Reinsurance assumed.....	(967,878)	0	(967,878)	0	0	0	0	0	0	0	0
6.3 Reinsurance ceded.....	0	0	0	0	0	0	0	0	0	0	0
6.4 Net.....	(967,878)	0	(967,878)	0	0	0	0	0	0	0	0
7. Line 5 + Line 6.4.....	(967,878)	0	(967,878)	0	0	0	0	0	0	0	0
8. Prior year (uncollected + deferred and accrued - advance).....	0	0	0	0	0	0	0	0	0	0	0
9. First year premiums and considerations:											
9.1 Direct.....	0	0	0	0	0	0	0	0	0	0	0
9.2 Reinsurance assumed.....	(967,878)	0	(967,878)	0	0	0	0	0	0	0	0
9.3 Reinsurance ceded.....	0	0	0	0	0	0	0	0	0	0	0
9.4 Net (Line 7 - Line 8).....	(967,878)	0	(967,878)	0	0	0	0	0	0	0	0
<b>SINGLE</b>											
10. Single premiums and considerations:											
10.1 Direct.....	0	0	0	0	0	0	0	0	0	0	0
10.2 Reinsurance assumed.....	0	0	0	0	0	0	0	0	0	0	0
10.3 Reinsurance ceded.....	0	0	0	0	0	0	0	0	0	0	0
10.4 Net.....	0	0	0	0	0	0	0	0	0	0	0
<b>RENEWAL</b>											
11. Uncollected.....	3,851,548	0	3,851,548	0	0	0	0	0	0	0	0
12. Deferred and accrued.....	4,821,487	0	4,821,487	0	0	0	0	0	0	0	0
13. Deferred, accrued and uncollected:											
13.1 Direct.....	0	0	0	0	0	0	0	0	0	0	0
13.2 Reinsurance assumed.....	8,673,035	0	8,673,035	0	0	0	0	0	0	0	0
13.3 Reinsurance ceded.....	0	0	0	0	0	0	0	0	0	0	0
13.4 Net (Line 11 + Line 12).....	8,673,035	0	8,673,035	0	0	0	0	0	0	0	0
14. Advance.....	2,383,134	0	2,383,134	0	0	0	0	0	0	0	0
15. Line 13.4 - Line 14.....	6,289,901	0	6,289,901	0	0	0	0	0	0	0	0
16. Collected during year:											
16.1 Direct.....	0	0	0	0	0	0	0	0	0	0	0
16.2 Reinsurance assumed.....	312,661,159	0	312,661,159	0	0	0	0	0	0	0	0
16.3 Reinsurance ceded.....	0	0	0	0	0	0	0	0	0	0	0
16.4 Net.....	312,661,159	0	312,661,159	0	0	0	0	0	0	0	0
17. Line 15 + Line 16.4.....	318,951,060	0	318,951,060	0	0	0	0	0	0	0	0
18. Prior year (uncollected + deferred and accrued - advance).....	6,976,597	0	6,976,597	0	0	0	0	0	0	0	0
19. Renewal premiums and considerations:											
19.1 Direct.....	0	0	0	0	0	0	0	0	0	0	0
19.2 Reinsurance assumed.....	311,974,463	0	311,974,463	0	0	0	0	0	0	0	0
19.3 Reinsurance ceded.....	0	0	0	0	0	0	0	0	0	0	0
19.4 Net (Line 17 - Line 18).....	311,974,463	0	311,974,463	0	0	0	0	0	0	0	0
<b>TOTAL</b>											
20. Total premiums and annuity considerations:											
20.1 Direct.....	0	0	0	0	0	0	0	0	0	0	0
20.2 Reinsurance assumed.....	311,006,585	0	311,006,585	0	0	0	0	0	0	0	0
20.3 Reinsurance ceded.....	0	0	0	0	0	0	0	0	0	0	0
20.4 Net (Lines 9.4 + 10.4 + 19.4).....	311,006,585	0	311,006,585	0	0	0	0	0	0	0	0

6

**EXHIBIT 1 - PART 2 - DIVIDENDS AND COUPONS APPLIED, REINSURANCE COMMISSIONS AND EXPENSE ALLOWANCES AND COMMISSIONS INCURRED (direct business only)**

	1 Total	2 Industrial Life	Ordinary		5 Credit Life (Group and Individual)	Group		Accident and Health			11 Aggregate of All Other Lines of Business
			3 Life Insurance	4 Individual Annuities		6 Life Insurance	7 Annuities	8 Group	9 Credit (Group & Individual)	10 Other	
<b>DIVIDENDS AND COUPONS APPLIED (included in Part 1)</b>											
21. To pay renewal premiums.....	0	0	0	0	0	0	0	0	0	0	0
22. All other.....	0	0	0	0	0	0	0	0	0	0	0
<b>REINSURANCE COMMISSIONS AND EXPENSE ALLOWANCES INCURRED</b>											
23. First year (other than single):											
23.1 Reinsurance ceded.....	0	0	0	0	0	0	0	0	0	0	0
23.2 Reinsurance assumed.....	(637,071)	0	(637,071)	0	0	0	0	0	0	0	0
23.3 Net ceded less assumed.....	637,071	0	637,071	0	0	0	0	0	0	0	0
24. Single:											
24.1 Reinsurance ceded.....	0	0	0	0	0	0	0	0	0	0	0
24.2 Reinsurance assumed.....	0	0	0	0	0	0	0	0	0	0	0
24.3 Net ceded less assumed.....	0	0	0	0	0	0	0	0	0	0	0
25. Renewal:											
25.1 Reinsurance ceded.....	0	0	0	0	0	0	0	0	0	0	0
25.2 Reinsurance assumed.....	29,515,721	0	29,515,721	0	0	0	0	0	0	0	0
25.3 Net ceded less assumed.....	(29,515,721)	0	(29,515,721)	0	0	0	0	0	0	0	0
26. Totals:											
26.1 Reinsurance ceded (Page 6, Line 6).....	0	0	0	0	0	0	0	0	0	0	0
26.2 Reinsurance assumed (Page 6, Line 22).....	28,878,650	0	28,878,650	0	0	0	0	0	0	0	0
26.3 Net ceded less assumed.....	(28,878,650)	0	(28,878,650)	0	0	0	0	0	0	0	0
<b>COMMISSIONS INCURRED (direct business only)</b>											
27. First year (other than single).....	0	0	0	0	0	0	0	0	0	0	0
28. Single.....	0	0	0	0	0	0	0	0	0	0	0
29. Renewal.....	0	0	0	0	0	0	0	0	0	0	0
30. Deposit-type contract funds.....	0	0	0	0	0	0	0	0	0	0	0
31. Totals (to agree with Page 6, Line 21).....	0	0	0	0	0	0	0	0	0	0	0

**EXHIBIT 2 - GENERAL EXPENSES**

	Insurance				5	6
	1	Accident and Health		4		
	Life	2	3	All Other Lines of Business	Investment	Total
1. Rent.....	0	0	0	0	2,134	2,134
2. Salaries and wages.....	0	0	0	0	60,219	60,219
3.11 Contributions for benefit plans for employees.....	0	0	0	0	10,767	10,767
3.12 Contributions for benefit plans for agents.....	0	0	0	0	0	0
3.21 Payments to employees under non-funded benefit plans.....	0	0	0	0	0	0
3.22 Payments to agents under non-funded benefit plans.....	0	0	0	0	0	0
3.31 Other employee welfare.....	0	0	0	0	1,168	1,168
3.32 Other agent welfare.....	0	0	0	0	0	0
4.1 Legal fees and expenses.....	0	0	0	0	7,951	7,951
4.2 Medical examination fees.....	0	0	0	0	0	0
4.3 Inspection report fees.....	0	0	0	0	0	0
4.4 Fees of public accountants and consulting actuaries.....	0	0	0	0	3,471	3,471
4.5 Expense of investigation and settlement of policy claims.....	0	0	0	0	0	0
5.1 Traveling expenses.....	0	0	0	0	2,104	2,104
5.2 Advertising.....	0	0	0	0	0	0
5.3 Postage, express, telegraph and telephone.....	0	0	0	0	211	211
5.4 Printing and stationery.....	0	0	0	0	2,037	2,037
5.5 Cost or depreciation of furniture and equipment.....	0	0	0	0	4,033	4,033
5.6 Rental of equipment.....	0	0	0	0	0	0
5.7 Cost or depreciation of EDP equipment and software.....	0	0	0	0	0	0
6.1 Books and periodicals.....	0	0	0	0	59	59
6.2 Bureau and association fees.....	0	0	0	0	139	139
6.3 Insurance, except on real estate.....	0	0	0	0	699	699
6.4 Miscellaneous losses.....	0	0	0	0	0	0
6.5 Collection and bank service charges.....	0	0	0	0	111	111
6.6 Sundry general expenses.....	38,685	0	0	0	(496)	38,189
6.7 Group service and administration fees.....	0	0	0	0	0	0
6.8 Reimbursements by uninsured plans.....	0	0	0	0	0	0
7.1 Agency expense allowance.....	0	0	0	0	0	0
7.2 Agents' balances charged off (less \$.....0 recovered).....	0	0	0	0	0	0
7.3 Agency conferences other than local meetings.....	0	0	0	0	0	0
9.1 Real estate expenses.....	0	0	0	0	0	0
9.2 Investment expenses not included elsewhere.....	0	0	0	0	9,071	9,071
9.3 Aggregate write-ins for expenses.....	167,788	0	0	0	30,267	198,055
10. General expenses Incurred.....	206,473	0	0	0	133,945	(a) 340,418
11. General expenses unpaid December 31, prior year.....	0	0	0	0	0	0
12. General expenses unpaid December 31, current year.....	0	0	0	0	0	0
13. Amounts receivable relating to uninsured plans, prior year.....	0	0	0	0	0	0
14. Amounts receivable relating to uninsured plans, current year.....	0	0	0	0	0	0
15. General expenses paid during year (Lines 10+11-12-13+14).....	206,473	0	0	0	133,945	340,418

**DETAILS OF WRITE-INS**

09.301. Other professional fees.....	167,788	0	0	0	0	167,788
09.302. Investments service fees.....	0	0	0	0	30,267	30,267
09.303. ....	0	0	0	0	0	0
09.398. Summary of remaining write-ins for Line 9.3 from overflow page.....	0	0	0	0	0	0
09.399. Totals (Lines 09.301 through 09.303 plus 09.398)(Line 9.3 above).....	167,788	0	0	0	30,267	198,055

(a) Includes management fees of \$.....0 to affiliates and \$.....0 to non-affiliates.

**EXHIBIT 3 - TAXES, LICENSES AND FEES (EXCLUDING FEDERAL INCOME TAXES)**

	Insurance			4	5
	1	2	3		
	Life	Accident and Health	All Other Lines of Business	Investment	Total
1. Real estate taxes.....	0	0	0	0	0
2. State insurance department licenses and fees.....	5,088	0	0	5,667	10,755
3. State taxes on premiums.....	0	0	0	0	0
4. Other state taxes, including \$.....0 for employee benefits.....	0	0	0	0	0
5. U.S. Social Security taxes.....	0	0	0	2,102	2,102
6. All other taxes.....	0	0	0	15	15
7. Taxes, licenses and fees incurred.....	5,088	0	0	7,784	12,872
8. Taxes, licenses and fees unpaid December 31, prior year.....	0	0	0	0	0
9. Taxes, licenses and fees unpaid December 31, current year.....	5,000	0	0	0	5,000
10. Taxes, licenses and fees paid during year (Lines 7 + 8 - 9).....	88	0	0	7,784	7,872

**EXHIBIT 4 - DIVIDENDS OR REFUNDS**

	Insurance	
	1	2
	Life	Accident and Health
1. Applied to pay renewal premiums.....	0	0
2. Applied to shorten the endowment or premium-paying period.....	0	0
3. Applied to provide paid-up additions.....	0	0
4. Applied to provide paid-up annuities.....	0	0
5. Total Lines 1 through 4.....	0	0
6. Paid-in cash.....	0	0
7. Left on deposit.....	0	0
8. Aggregate write-ins for dividend or refund options.....	0	0
9. Total Lines 5 through 8.....	0	0
10. Amount due and unpaid.....	0	0
11. Provision for dividends or refunds payable in the following calendar year.....	0	0
12. Terminal dividends.....	0	0
13. Provision for deferred dividend contracts.....	0	0
14. Amount provisionally held for deferred dividend contracts not included in Line 13.....	0	0
15. Total Lines 10 through 14.....	0	0
16. Total from prior year.....	0	0
17. Total dividends or refunds (Lines 9 + 15 - 16).....	0	0

**NONE**

**DETAILS OF WRITE-INS**

0801. ....	0	0
0802. ....	0	0
0803. ....	0	0
0898. Summary of remaining write-ins for Line 8 from overflow page.....	0	0
0899. Totals (Line 0801 through 0803 plus 0898) (Line 8 above).....	0	0

## EXHIBIT 5 - AGGREGATE RESERVE FOR LIFE CONTRACTS

1 Valuation Standard	2 Total	3 Industrial	4 Ordinary	5 Credit (Group and Individual)	6 Group
<b>Life Insurance:</b>					
0100001. 2001 CSO ALB 3.50% CRVM IDB (13-14).....	121,444,613	0	121,444,613	0	0
0100002. 2001 CSO ALB 4.00% CRVM IDB (12).....	7,889,651	0	7,889,651	0	0
0100003. 2001 CSO ANB 3.50% CRVM (13-14).....	573,632,323	0	573,632,323	0	0
0100004. 2001 CSO ANB 3.50% CRVM IDB (13-14).....	544,219,356	0	544,219,356	0	0
0100005. 2001 CSO ANB 4.00% CRVM (12).....	2,970,950	0	2,970,950	0	0
0100006. 2001 CSO ANB 4.00% CRVM IDB (11-12).....	134,404,425	0	134,404,425	0	0
0100007. 50% OF GROSS PREMIUM (12-14).....	321,938	0	321,938	0	0
0199997. Totals (Gross).....	1,384,883,257	0	1,384,883,257	0	0
0199999. Totals (Net).....	1,384,883,257	0	1,384,883,257	0	0
<b>Accidental Death Benefits:</b>					
0400001. 1980 CSO ANB 3.50% (13-14).....	98,205	0	98,205	0	0
0400002. 1980 CSO ANB 4.00% (12).....	12,240	0	12,240	0	0
0499997. Totals (Gross).....	110,444	0	110,444	0	0
0499999. Totals (Net).....	110,444	0	110,444	0	0
<b>Disability - Active Lives:</b>					
0500001. 1952 INTERCO DIS 3.50% (12-14).....	3,355,942	0	3,355,942	0	0
0599997. Totals (Gross).....	3,355,942	0	3,355,942	0	0
0599999. Totals (Net).....	3,355,942	0	3,355,942	0	0
<b>Disability - Disabled Lives:</b>					
0600001. 1952 DISABLED LIVES 3.50% (12,14).....	102,884	0	102,884	0	0
0699997. Totals (Gross).....	102,884	0	102,884	0	0
0699999. Totals (Net).....	102,884	0	102,884	0	0
<b>Miscellaneous Reserves:</b>					
0700001. FOR EXCESS OF VALUATION NET PREMIUM OVER GROSS PREMIUMS.....	226,006,484	0	226,006,484	0	0
0700002. FOR NON-DEDUCTION OF DEFERRED FRACTIONAL PREMIUMS.....	1,035,094	0	1,035,094	0	0
0700003. SUBSTANDARD EXTRA.....	1,878,741	0	1,878,741	0	0
0799997. Totals (Gross).....	228,920,320	0	228,920,320	0	0
0799999. Totals (Net).....	228,920,320	0	228,920,320	0	0
9999999. Totals (Net) - Page 3, Line 1.....	1,617,372,848	0	1,617,372,848	0	0

## EXHIBIT 5 - INTERROGATORIES

- 1.1 Has the reporting entity ever issued both participating and non-participating contracts? Yes [ ]    No [X]
- 1.2 If not, state which kind is issued Yes [ ]    No [X]  
     Non-Participating
- 2.1 Does the reporting entity at present issue both participating and non-participating contracts? Yes [ ]    No [X]
- 2.2 If not, state which kind is issued Yes [X]    No [ ]  
     Non-Participating
3. Does the reporting entity at present issue or have in force contracts that contain non-guaranteed elements? Yes [X]    No [ ]  
 If so, attach a statement that contains the determination procedures, answers to the interrogatories and an actuarial opinion as described in the instructions.
4. Has the reporting entity any assessment or stipulated premium contracts in force? If so, state: Yes [ ]    No [X]
- 4.1 Amount of insurance: \$.....0
- 4.2 Amount of reserve: \$.....0
- 4.3 Basis of reserve:
- 4.4 Basis of regular assessments:
- 4.5 Basis of special assessments:
- 4.6 Assessments collected during year: \$.....0
5. If the contract loan interest rate guaranteed in any one or more of its currently issued contracts is less than 5%, not in advance, state the contract loan rate guarantees on any such contracts.
6. Does the reporting entity hold reserves for any annuity contracts that are less than the reserves that would be held on a standard basis? Yes [ ]    No [X]
- 6.1 If so, state the amount of reserve on such contracts on the basis actually held: \$.....0
- 6.2 That would have been held (on an exact or approximate basis) using the actual ages of the annuitants; the interest rate(s) used in 6.1; and the same mortality basis used by the reporting entity for the valuation of comparable annuity benefits issued to standard lives. If the reporting entity has no comparable annuity benefits for standard lives to be valued, the mortality basis shall be the table most recently approved by the state of domicile for valuing individual annuity benefits: \$.....0  
 Attach statement of methods employed in their valuation.
7. Does the reporting entity have any Synthetic GIC contracts or agreements in effect as of December 31 of the current year? Yes [ ]    No [X]
- 7.1 If yes, state the total dollar amount of assets covered by these contracts or agreements: \$.....0
- 7.2 Specify the basis (fair value, amortized cost, etc.) for determining the amount:
- 7.3 State the amount of reserves established for this business: \$.....0
- 7.4 Identify where the reserves are reported in the blank.
8. Does the reporting entity have any Contingent Deferred Annuity contracts or agreements in effect as of December of the current year? Yes [ ]    No [X]
- 8.1 If yes, state the total dollar amount of account value covered by these contracts or agreements: \$.....0
- 8.2 State the amount of reserves established for this business: \$.....0
- 8.3 Identify where the reserves are reported in the blank:
9. Does the reporting entity have any Guaranteed Lifetime Income Benefit contracts, agreements or riders in effect as of December 31 of the current year? Yes [ ]    No [X]
- 9.1 If yes, state the total dollar amount of any account value associated with these contracts, agreements or riders: \$.....0
- 9.2 State the amount of reserves established for this business: \$.....0
- 9.3 Identify where the reserves are reported in the blank:

### EXHIBIT 5A - CHANGES IN BASES OF VALUATION DURING THE YEAR

1 Description of Valuation Class	Valuation Basis		4 Increase in Actuarial Reserve Due To Change
	2 Changed From	3 Changed To	

NONE

**Ex. 6 - Aggregate Reserves for A&H Contracts  
NONE**

**Ex. 7 - Deposit-Type Contracts  
NONE**

## EXHIBIT 8 - CLAIMS FOR LIFE AND ACCIDENT AND HEALTH CONTRACTS

### PART 1 - Liability End of Current Year

	1 Total	2 Industrial Life	Ordinary			6 Credit Life (Group and Individual)	Group		Accident and Health		
			3 Life Insurance	4 Individual Annuities	5 Supplementary Contracts		7 Life Insurance	8 Annuities	9 Group	10 Credit (Group and Individual)	11 Other
1. Due and unpaid:											
1.1 Direct.....	0	0	0	0	0	0	0	0	0	0	0
1.2 Reinsurance assumed.....	0	0	0	0	0	0	0	0	0	0	0
1.3 Reinsurance ceded.....	0	0	0	0	0	0	0	0	0	0	0
1.4 Net.....	0	0	0	0	0	0	0	0	0	0	0
2. In course of settlement:											
2.1 Resisted:											
2.11 Direct.....	0	0	0	0	0	0	0	0	0	0	0
2.12 Reinsurance assumed.....	200,000	0	200,000	0	0	0	0	0	0	0	0
2.13 Reinsurance ceded.....	0	0	0	0	0	0	0	0	0	0	0
2.14 Net.....	200,000	0	(b) 200,000	(b) 0	0	(b) 0	(b) 0	0	0	0	0
2.2 Other:											
2.21 Direct.....	0	0	0	0	0	0	0	0	0	0	0
2.22 Reinsurance assumed.....	22,332,761	0	22,332,761	0	0	0	0	0	0	0	0
2.23 Reinsurance ceded.....	0	0	0	0	0	0	0	0	0	0	0
2.24 Net.....	22,332,761	0	(b) 22,332,761	(b) 0	0	(b) 0	(b) 0	0	(b) 0	(b) 0	(b) 0
3. Incurred but unreported:											
3.1 Direct.....	0	0	0	0	0	0	0	0	0	0	0
3.2 Reinsurance assumed.....	6,887,863	0	6,887,863	0	0	0	0	0	0	0	0
3.3 Reinsurance ceded.....	0	0	0	0	0	0	0	0	0	0	0
3.4 Net.....	6,887,863	0	(b) 6,887,863	(b) 0	0	(b) 0	(b) 0	0	(b) 0	(b) 0	(b) 0
4. Totals:											
4.1 Direct.....	0	0	0	0	0	0	0	0	0	0	0
4.2 Reinsurance assumed.....	29,420,624	0	29,420,624	0	0	0	0	0	0	0	0
4.3 Reinsurance ceded.....	0	0	0	0	0	0	0	0	0	0	0
4.4 Net.....	29,420,624	(a) 0	(a) 29,420,624	0	0	0	(a) 0	0	0	0	0

(a) Including matured endowments (but not guaranteed annual pure endowments) unpaid amounting to \$.....0 in Column 2, \$.....0 in Column 3 and \$.....0 in Column 7.

(b) Include only portion of disability and accident and health claim liabilities applicable to assumed "accrued" benefits. Reserves (including reinsurance assumed and net of reinsurance ceded) for unaccrued benefits for Ordinary Life Insurance \$.....102,884, Individual Annuities \$.....0, Credit Life (Group and Individual) \$.....0, and Group Life \$.....0, are included in Page 3, Line 1, (See Exhibit 5, Section on Disability Disabled Lives); and for Group Accident and Health \$.....0, Credit (Group and Individual) Accident and Health \$.....0 and Other Accident and Health \$.....0 are included in Page 3, Line 2, (See Exhibit 6, Claim Reserve).



## EXHIBIT 8 - CLAIMS FOR LIFE AND ACCIDENT AND HEALTH CONTRACTS

### PART 2 - Incurred During the Year

	1 Total	2 Industrial Life (a)	Ordinary			6 Credit Life (Group and Individual)	Group		Accident and Health		
			3 Life Insurance (b)	4 Individual Annuities	5 Supplementary Contracts		7 Life Insurance (c)	8 Annuities	9 Group	10 Credit (Group and Individual)	11 Other
1. Settlements during the year:											
1.1 Direct.....	0	0	0	0	0	0	0	0	0	0	0
1.2 Reinsurance assumed.....	94,079,537	0	94,079,537	0	0	0	0	0	0	0	0
1.3 Reinsurance ceded.....	0	0	0	0	0	0	0	0	0	0	0
1.4 Net..... (d)	94,079,537	0	94,079,537	0	0	0	0	0	0	0	0
2. Liability December 31, current year from Part 1:											
2.1 Direct.....	0	0	0	0	0	0	0	0	0	0	0
2.2 Reinsurance assumed.....	29,420,624	0	29,420,624	0	0	0	0	0	0	0	0
2.3 Reinsurance ceded.....	0	0	0	0	0	0	0	0	0	0	0
2.4 Net.....	29,420,624	0	29,420,624	0	0	0	0	0	0	0	0
3. Amounts recoverable from reinsurers Dec. 31, current year.....	0	0	0	0	0	0	0	0	0	0	0
4. Liability December 31, prior year:											
4.1 Direct.....	0	0	0	0	0	0	0	0	0	0	0
4.2 Reinsurance assumed.....	30,082,320	0	30,082,320	0	0	0	0	0	0	0	0
4.3 Reinsurance ceded.....	0	0	0	0	0	0	0	0	0	0	0
4.4 Net.....	30,082,320	0	30,082,320	0	0	0	0	0	0	0	0
5. Amounts recoverable from reinsurers Dec. 31, prior year.....	0	0	0	0	0	0	0	0	0	0	0
6. Incurred benefits:											
6.1 Direct.....	0	0	0	0	0	0	0	0	0	0	0
6.2 Reinsurance assumed.....	93,417,841	0	93,417,841	0	0	0	0	0	0	0	0
6.3 Reinsurance ceded.....	0	0	0	0	0	0	0	0	0	0	0
6.4 Net.....	93,417,841	0	93,417,841	0	0	0	0	0	0	0	0

(a) Including matured endowments (but not guaranteed annual pure endowments) amounting to \$.....0 in Line 1.1, \$.....0 in Line 1.4, \$.....0 in Line 6.1 and \$.....0 in Line 6.4.

(b) Including matured endowments (but not guaranteed annual pure endowments) amounting to \$.....0 in Line 1.1, \$.....0 in Line 1.4, \$.....0 in Line 6.1 and \$.....0 in Line 6.4.

(c) Including matured endowments (but not guaranteed annual pure endowments) amounting to \$.....0 in Line 1.1, \$.....0 in Line 1.4, \$.....0 in Line 6.1 and \$.....0 in Line 6.4.

(d) Includes \$.....5,857 premiums waived under total and permanent disability benefits.

## EXHIBIT OF NONADMITTED ASSETS

	1 Current Year Total Nonadmitted Assets	2 Prior Year Total Nonadmitted Assets	3 Change in Total Nonadmitted Assets (Col. 2 - Col. 1)
1. Bonds (Schedule D).....	0	0	0
2. Stocks (Schedule D):			
2.1 Preferred stocks.....	0	0	0
2.2 Common stocks.....	0	0	0
3. Mortgage loans on real estate (Schedule B):			
3.1 First liens.....	0	0	0
3.2 Other than first liens.....	0	0	0
4. Real estate (Schedule A):			
4.1 Properties occupied by the company.....	0	0	0
4.2 Properties held for the production of income.....	0	0	0
4.3 Properties held for sale.....	0	0	0
5. Cash (Schedule E-Part 1), cash equivalents (Schedule E-Part 2) and short-term investments (Schedule DA).....	0	0	0
6. Contract loans.....	0	0	0
7. Derivatives (Schedule DB).....	0	0	0
8. Other invested assets (Schedule BA).....	0	0	0
9. Receivables for securities.....	0	0	0
10. Securities lending reinvested collateral assets (Schedule DL).....	0	0	0
11. Aggregate write-ins for invested assets.....	0	0	0
12. Subtotals, cash and invested assets (Lines 1 to 11).....	0	0	0
13. Title plants (for Title insurers only).....	0	0	0
14. Investment income due and accrued.....	0	0	0
15. Premiums and considerations:			
15.1 Uncollected premiums and agents' balances in the course of collection.....	0	0	0
15.2 Deferred premiums, agents' balances and installments booked but deferred and not yet due.....	0	0	0
15.3 Accrued retrospective premiums and contracts subject to redetermination.....	0	0	0
16. Reinsurance:			
16.1 Amounts recoverable from reinsurers.....	0	0	0
16.2 Funds held by or deposited with reinsured companies.....	0	0	0
16.3 Other amounts receivable under reinsurance contracts.....	0	0	0
17. Amounts receivable relating to uninsured plans.....	0	0	0
18.1 Current federal and foreign income tax recoverable and interest thereon.....	0	0	0
18.2 Net deferred tax asset.....	208,007,614	171,238,899	(36,768,715)
19. Guaranty funds receivable or on deposit.....	0	0	0
20. Electronic data processing equipment and software.....	0	0	0
21. Furniture and equipment, including health care delivery assets.....	0	0	0
22. Net adjustment in assets and liabilities due to foreign exchange rates.....	0	0	0
23. Receivables from parent, subsidiaries and affiliates.....	0	0	0
24. Health care and other amounts receivable.....	0	0	0
25. Aggregate write-ins for other-than-invested assets.....	99,361,796	100,000,000	638,204
26. Total assets excluding Separate Accounts, Segregated Accounts and Protected Cell Accounts (Lines 12 through 25).....	307,369,410	271,238,899	(36,130,511)
27. From Separate Accounts, Segregated Accounts and Protected Cell Accounts.....	0	0	0
28. TOTALS (Lines 26 and 27).....	307,369,410	271,238,899	(36,130,511)

### DETAILS OF WRITE-INS

1101.....	0	0	0
1102.....	0	0	0
1103.....	0	0	0
1198. Summary of remaining write-ins for Line 11 from overflow page.....	0	0	0
1199. Totals (Lines 1101 through 1103 plus 1198) (Line 11 above).....	0	0	0
2501. Prepaid Credit Linked Note Fee.....	99,361,796	100,000,000	638,204
2502.....	0	0	0
2503.....	0	0	0
2598. Summary of remaining write-ins for Line 25 from overflow page.....	0	0	0
2599. Totals (Lines 2501 through 2503 plus 2598) (Line 25 above).....	99,361,796	100,000,000	638,204

## NOTES TO FINANCIAL STATEMENTS

### 1. Summary of Significant Accounting Policies

#### A. Accounting Practices

The financial statements of TLIC Oakbrook Reinsurance, Inc. (TORI) the Company, are presented on the basis of accounting practices prescribed or permitted by the Iowa Insurance Division. The Iowa Insurance Division recognizes only statutory accounting practices prescribed or permitted by the State of Iowa for determining and reporting the financial condition and results of operations of an insurance company for determining its solvency under Iowa Insurance Law. The National Association of Insurance Commissioners's (NAIC) Accounting Practices and Procedures Manual (NAIC SAP) has been adopted as a component of prescribed or permitted practices by the State of Iowa.

The State of Iowa has adopted a prescribed accounting practice that differs from that found in the NAIC SAP related to the admission of a credit linked note as an admitted asset. As prescribed by Iowa Administrative Code 191-99.11(3), the Company is entitled to admit as an asset, the value of the outstanding principal limit of the note, whereas the NAIC SAP would not allow the admissibility of such an asset.

A reconciliation of the Company's net loss and capital and surplus between NAIC SAP and practices prescribed and permitted by the State of Iowa is shown below:

	<u>SSAP #</u>	<u>F/S</u> <u>Page</u>	<u>F/S</u> <u>Line #</u>	2016	2015
<b>NET LOSS</b>					
(1) TORI state basis (Page 4, Line 35, Column 1 & 2)	XXX	XXX	XXX	\$ (152,557,111)	\$ (21,646,518)
(2) State Prescribed Practice that increase(decrease) NAIC SAP: None				-	-
(3) State Permitted Practice that increase(decrease) NAIC SAP: None				-	-
(4) NAIC SAP	XXX	XXX	XXX	<u>\$ (152,557,111)</u>	<u>\$ (21,646,518)</u>
<b>SURPLUS</b>					
(5) TORI state basis (Page 4, Line 35, Column 1 & 2)	XXX	XXX	XXX	\$ 133,415,789	\$ 132,954,618
(6) State Prescribed Practice that decrease NAIC SAP: Credit Linked Note	4	2	2501	(1,077,286,362)	(924,825,881)
(7) State Permitted Practice that increase(decrease) NAIC SAP: None				-	-
(8) NAIC SAP	XXX	XXX	XXX	<u>\$ (943,870,573)</u>	<u>\$ (791,871,263)</u>

If the Company had not been entitled to include the credit linked note in surplus, the Company's risk-based capital would have been below the mandatory control levels of \$18,100,690 and \$18,681,345 at December 31, 2016 and 2015, respectively.

#### B. Use of Estimates in the Preparation of the Financial Statements

The preparation of financial statements in conformity with Statutory Accounting Principles requires management to make estimates that affect the reported amounts of assets and liabilities. It also requires disclosure of contingent assets and liabilities at the date of the financial statements and the reported amounts of revenue and expenses during the period. Actual results could differ from those estimates.

#### C. Accounting Policy

Reinsurance premiums and benefits paid or provided are accounted for on bases consistent with those used in accounting for the original policies issued and the terms of the reinsurance contracts.

In addition, the Company uses the following accounting policies:

- (1) Short-term investments are accounted for in the same manner as similar long-term investments. Investments in exempt money market mutual funds as identified by the Securities Valuation Office (SVO) are reported in accordance with the guidance as outlined in the Purposes and Procedures Manual of the NAIC SVO.
- (2) Investments in bonds not backed by other loans are stated at amortized cost using the scientific interest method, except those with a NAIC designation 6, which are stated at the lower of amortized cost or fair value.
- (3) The Company had no investments in common stock during 2016 or 2015.
- (4) The Company had no investments in preferred stock during 2016 or 2015.
- (5) The Company had no investments in mortgage loans during 2016 or 2015.
- (6) Investments in loan-backed securities are stated at amortized cost, except those with an initial NAIC designation 6, which are stated at the lower of amortized cost or fair value. The retrospective adjustment method is used to value all securities unless the security has been impaired.
- (7) The Company had no investments in subsidiaries, controlled or affiliated companies during 2016 or 2015.
- (8) The Company had no investments in joint ventures, partnerships or limited liability companies during 2016 or 2015.
- (9) The Company has not invested in derivatives.
- (10) Not applicable as the Company does not write accident and health business.
- (11) Not applicable as the Company does not write accident and health business.
- (12) The Company has not modified its capitalization policy from the prior period.
- (13) Method used to estimate pharmaceutical rebate receivables - Not applicable.

#### D. Going Concern

Management has evaluated the ability of the Company to continue as a going concern and has determined that no substantial doubt exists with

## NOTES TO FINANCIAL STATEMENTS

regard to the Company's ability to meet its obligations as they become due within one year after the issuance of the financial statements.

### 2. Accounting Changes and Corrections of Errors

#### A. Material Changes in Accounting Principles and/or Correction of Errors

Effective August 26, 2016, the Company adopted revisions to SSAP No. 51R, *Life Contracts*, which updates existing guidance for reserving changes that will be recognized as a change in valuation basis under principle-based reserving (PBR). The adoption of this guidance will not impact the Company's financial condition or results of operations in 2016 as the Company is not implementing PBR until 2017.

Effective January 1, 2015, the Company adopted guidance that moves wholly-owned, single member/single asset LLCs where the underlying asset is real estate, into the scope of SSAP No. 40, *Real Estate Investments*, when specific conditions are met, and clarifies in SSAP No. 48, *Joint Ventures, Partnerships and Limited Liability Companies*, that these types of investments are within the scope of SSAP No. 40. The adoption of this guidance did not impact the financial position or results of operations of the Company.

As a result of an internal model validation performed during the first quarter of 2015, the Company determined that the assumed aggregate life reserves for policies and contracts at December 31, 2014 were understated by \$94,857,776 due to a model simplification that had been in place since the real time pricing product was launched in 2013. Due to the understatement of the assumed aggregate life reserves, the credit linked note admitted asset was also understated by \$94,857,776 at December 31, 2014. These items were reflected as corrections of an error in the capital and surplus accounts of the Summary of Operations. As these amounts are offsetting, the net impact of these errors on capital and surplus was \$0.

### 3. Business Combinations and Goodwill

A. Statutory Purchase Method - Not applicable.

B. Statutory Merger - Not applicable.

C. Assumption Reinsurance - Not applicable.

D. Impairment Loss - Not applicable.

### 4. Discontinued Operations - None.

### 5. Investments

A. Mortgage Loans - None.

B. Debt Restructuring - None.

C. Reverse Mortgages - None.

D. Loan-Backed Securities

(1) Prepayment assumptions were obtained from BlackRock or Bloomberg prepayment models. If assumptions were not available from these sources, internal estimates were used.

(2) There were no loan-backed securities with a recognized other-than-temporary impairment (OTTI) due to intent to sell or lack of intent and ability to hold during the current reporting period.

(3) There were no loan-backed and structured securities held at December 31, 2016, for which an OTTI had been recognized during the current reporting period.

(4) The unrealized losses of loan-backed and structured securities where fair value is less than cost or amortized cost for which an OTTI has not been recognized in earnings as of December 31, 2016 are as follows:

a. The aggregate amount of unrealized losses:			
1.	Less than 12 months	\$	615,822
2.	12 months or longer	\$	-
b. The aggregate related fair value of securities with unrealized losses:			
1.	Less than 12 months	\$	32,857,826
2.	12 months or longer	\$	-

E. Repurchase Agreements and/or Securities Lending Transactions - None.

F. Real Estate - None.

G. Investments in Low Income Housing Tax Credits - None.

H. Restricted Assets - None.

I. Working Capital Finance Investments - None.

J. Offsetting and Netting of Assets and Liabilities - None.

K. Structured Notes - None.

### 6. Joint Ventures, Partnerships and Limited Liability Companies - None.

### 7. Investment Income

A. Due and accrued income was excluded from surplus on the following basis:

Due and accrued interest income was excluded when payment exceeded 90 days past due.

B. The Company did not exclude any investment income due and accrued as of December 31, 2016.

### 8. Derivative Instruments - None.

## NOTES TO FINANCIAL STATEMENTS

## 9 Income Taxes

A. The components of the net deferred tax asset/(liability) at December 31 are as follows:

1.

12/31/2016			
(1)	(2)	(3)	
Ordinary	Capital	(Col 1+2) Total	
(a) Gross Deferred Tax Assets	\$ 462,853,516	\$ 188,276	\$ 463,041,792
(b) Statutory Valuation Allowance Adjustments	214,169,525	-	214,169,525
(c) Adjusted Gross Deferred Tax Assets (1a-1b)	248,683,991	188,276	248,872,267
(d) Deferred Tax Assets Nonadmitted	208,007,611	-	208,007,611
(e) Subtotal Net Admitted Deferred Tax Asset (1c-1d)	40,676,380	188,276	40,864,656
(f) Deferred Tax Liabilities	40,489,729	374,927	40,864,656
(g) Net Admitted Deferred Tax Assets / (Net Deferred Tax Liabilities) (1e-1f)	\$ 186,651	\$ (186,651)	\$ -

12/31/2015			
(4)	(5)	(6)	
Ordinary	Capital	(Col 4+5) Total	
(a) Gross Deferred Tax Assets	\$ 369,183,672	\$ 206,751	\$ 369,390,423
(b) Statutory Valuation Allowance Adjustments	197,750,570	-	197,750,570
(c) Adjusted Gross Deferred Tax Assets (1a-1b)	171,433,102	206,751	171,639,853
(d) Deferred Tax Assets Nonadmitted	171,238,899	-	171,238,899
(e) Subtotal Net Admitted Deferred Tax Asset (1c-1d)	194,203	206,751	400,954
(f) Deferred Tax Liabilities	4,096	396,858	400,954
(g) Net Admitted Deferred Tax Assets / (Net Deferred Tax Liabilities) (1e-1f)	\$ 190,107	\$ (190,107)	\$ -

Change			
(7)	(8)	(9)	
(Col 1-4) Ordinary	(Col 2-5) Capital	(Col 7+8) Total	
(a) Gross Deferred Tax Assets	\$ 93,669,844	\$ (18,475)	\$ 93,651,369
(b) Statutory Valuation Allowance Adjustments	16,418,955	-	16,418,955
(c) Adjusted Gross Deferred Tax Assets (1a-1b)	77,250,889	(18,475)	77,232,414
(d) Deferred Tax Assets Nonadmitted	36,768,712	-	36,768,712
(e) Subtotal Net Admitted Deferred Tax Asset (1c-1d)	40,482,177	(18,475)	40,463,702
(f) Deferred Tax Liabilities	40,485,633	(21,931)	40,463,702
(g) Net Admitted Deferred Tax Assets / (Net Deferred Tax Liabilities) (1e-1f)	\$ (3,456)	\$ 3,456	\$ -

**NOTES TO FINANCIAL STATEMENTS**

2.

12/31/2016		
(1)	(2)	(3)
Ordinary	Capital	(Col 1+2) Total

## Admission Calculation Components SSAP No. 101

(a) Federal Income Taxes Paid in Prior Years Recoverable Through Loss Carrybacks	\$	-	\$	-	\$	-
(b) Adjusted Gross Deferred Tax Assets Expected To Be Realized (Excluding The Amount of Deferred Tax Assets From 2(a) above) After Application of the Threshold Limitation (the Lesser of 2(b)1 and 2(b)2 below)	\$	-	\$	-	\$	-
1. Adjusted Gross Deferred Tax Assets Expected to be Realized Following the Balance Sheet Date	\$	-	\$	-	\$	-
2. Adjusted Gross Deferred Tax Assets Allowed per Limitation Threshold		XXX		XXX		20,012,369
(c) Adjusted Gross Deferred Tax Assets (Excluding The Amount Of Deferred Tax Assets From 2(a) and 2(b) above) Offset by Gross Deferred Tax Liabilities	\$	40,676,380	\$	188,276	\$	40,864,656
(d) Deferred Tax Assets Admitted as the result of application of SSAP No. 101, Total (2(a) + 2(b) + 2(c))	\$	40,676,380	\$	188,276	\$	40,864,656

12/31/2015		
(4)	(5)	(6)
Ordinary	Capital	(Col 4+5) Total

## Admission Calculation Components SSAP No. 101

(a) Federal Income Taxes Paid in Prior Years Recoverable Through Loss Carrybacks	\$	-	\$	-	\$	-
(b) Adjusted Gross Deferred Tax Assets Expected To Be Realized (Excluding The Amount of Deferred Tax Assets From 2(a) above) After Application of the Threshold Limitation (the Lesser of 2(b)1 and 2(b)2 below)	\$	-	\$	-	\$	-
1. Adjusted Gross Deferred Tax Assets Expected to be Realized Following the Balance Sheet Date	\$	-	\$	-	\$	-
2. Adjusted Gross Deferred Tax Assets Allowed per Limitation Threshold		XXX		XXX		19,943,193
(c) Adjusted Gross Deferred Tax Assets (Excluding The Amount Of Deferred Tax Assets From 2(a) and 2(b) above) Offset by Gross Deferred Tax Liabilities	\$	194,203	\$	206,751	\$	400,954
(d) Deferred Tax Assets Admitted as the result of application of SSAP No. 101, Total (2(a) + 2(b) + 2(c))	\$	194,203	\$	206,751	\$	400,954

Change		
(7)	(8)	(9)
Ordinary	Capital	(Col 7+8) Total

## Admission Calculation Components SSAP No. 101

(a) Federal Income Taxes Paid in Prior Years Recoverable Through Loss Carrybacks	\$	-	\$	-	\$	-
(b) Adjusted Gross Deferred Tax Assets Expected To Be Realized (Excluding The Amount of Deferred Tax Assets From 2(a) above) After Application of the Threshold Limitation (the Lesser of 2(b)1 and 2(b)2 below)	\$	-	\$	-	\$	-
1. Adjusted Gross Deferred Tax Assets Expected to be Realized Following the Balance Sheet Date	\$	-	\$	-	\$	-
2. Adjusted Gross Deferred Tax Assets Allowed per Limitation Threshold		XXX		XXX	\$	69,177
(c) Adjusted Gross Deferred Tax Assets (Excluding The Amount Of Deferred Tax Assets From 2(a) and 2(b) above) Offset by Gross Deferred Tax Liabilities	\$	40,482,177	\$	(18,475)	\$	40,463,702
(d) Deferred Tax Assets Admitted as the result of application of SSAP No. 101, Total (2(a) + 2(b) + 2(c))	\$	40,482,177	\$	(18,475)	\$	40,463,702

**NOTES TO FINANCIAL STATEMENTS**

3	12/31/2016	12/31/2015
(a) Ratio Percentage Used To Determine Recovery Period and Threshold Limitation Amount	517%	499%
(b) Amount of Adjusted Capital and Surplus Used To Determine Recovery Period and Threshold Limitation in 2(b)2 above	133,415,789 \$	132,954,618

4	12/31/2016		
	(1)	(2)	(3)
	Ordinary	Capital	(Col 1+2) Total

## Impact of Tax Planning Strategies

(a) Determination of Adjusted Gross Deferred Tax Assets and Net Admitted Deferred Tax Assets, By Tax Character As A Percentage.				
1. Adjusted Gross DTAs Amount From Note 9A1(c)	\$	248,683,991	\$	188,276
			\$	248,872,267
2. Percentage of Adjusted Gross DTAs By Tax Character Attributable To The Impact Of Tax Planning Strategies		0%		0%
3. Net Admitted Adjusted Gross DTAs Amount From Note 9A1(e)	\$	40,676,380	\$	188,276
			\$	40,864,656
4. Percentage of Net Admitted Adjusted Gross DTAs By Tax Character Admitted Because Of The Impact Of Tax Planning Strategies		0%		0%

(b) Does the Company's tax-planning strategies include the use of reinsur Yes \_\_\_\_\_ No  X\_\_\_\_\_

12/31/2015		
(4)	(5)	(6)
Ordinary	Capital	(Col 4+5) Total

## Impact of Tax Planning Strategies

(a) Determination of Adjusted Gross Deferred Tax Assets and Net Admitted Deferred Tax Assets, By Tax Character As A Percentage.				
1. Adjusted Gross DTAs Amount From Note 9A1(c)	\$	171,433,102	\$	206,751
			\$	171,639,853
2. Percentage of Adjusted Gross DTAs By Tax Character Attributable To The Impact Of Tax Planning Strategies		0%		0%
3. Net Admitted Adjusted Gross DTAs Amount From Note 9A1(e)	\$	194,203	\$	206,751
			\$	400,954
4. Percentage of Net Admitted Adjusted Gross DTAs By Tax Character Admitted Because Of The Impact Of Tax Planning Strategies		0%		0%

(b) Does the Company's tax-planning strategies include the use of reinsur Yes \_\_\_\_\_ No  X\_\_\_\_\_

Change		
(7)	(8)	(9)
Ordinary	Capital	(Col 7+8) Total

## Impact of Tax Planning Strategies

(a) Determination of Adjusted Gross Deferred Tax Assets and Net Admitted Deferred Tax Assets, By Tax Character As A Percentage.				
1. Adjusted Gross DTAs Amount From Note 9A1(c)	\$	77,250,889	\$	(18,475)
			\$	77,232,414
2. Percentage of Adjusted Gross DTAs By Tax Character Attributable To The Impact Of Tax Planning Strategies		0%		0%
3. Net Admitted Adjusted Gross DTAs Amount From Note 9A1(e)	\$	40,482,177	\$	(18,475)
			\$	40,463,702
4. Percentage of Net Admitted Adjusted Gross DTAs By Tax Character Admitted Because Of The Impact Of Tax Planning Strategies		0%		0%

## NOTES TO FINANCIAL STATEMENTS

B. There are no temporary differences for which deferred tax liabilities are not recognized.

C. Current income taxes incurred consist of the following major components:

	(1) 12/31/2016	(2) 12/31/2015	(3) (Col 1-2) Change
<b>1. Current Income Tax</b>			
(a) Federal	\$ (13,445)	\$ -	\$ (13,445)
(b) Foreign	-	-	-
(c) Subtotal	<u>(13,445)</u>	<u>0</u>	<u>(13,445)</u>
(d) Federal income tax on net capital gains	13,445	-	13,445
(e) Utilization of capital loss carry-forwards	-	-	-
(f) Other	-	-	-
(g) Federal and foreign income taxes incurred	<u>\$ -</u>	<u>\$ -</u>	<u>\$ -</u>
<b>2. Deferred Tax Assets:</b>			
(a) Ordinary			
(1) Policyholder reserves	\$ 101,406,663	\$ 70,566,447	\$ 30,840,216
(2) Receivables - nonadmitted	34,776,629	35,000,000	(223,371)
(3) Net operating loss carry-forward	326,507,407	263,445,106	63,062,301
(4) Section 197 Intangible Amortization	162,817	172,121	(9,304)
(5) Other (including items <5% of total ordinary tax	-	(2)	2
(6) Subtotal	<u>\$ 462,853,516</u>	<u>\$ 369,183,672</u>	<u>\$ 93,669,844</u>
(b) Statutory valuation allowance adjustment	214,169,525	197,750,570	16,418,955
(c) Nonadmitted	208,007,611	171,238,899	36,768,712
(d) Admitted ordinary deferred tax assets (2a99-2b-2c)	<u>\$ 40,676,380</u>	<u>\$ 194,203</u>	<u>\$ 40,482,177</u>
(e) Capital:			
(1) Investments	188,276	191,382	(3,106)
(2) Net capital loss carry-forward	-	15,369	(15,369)
(3) Other (including items <5% of total capital tax li	-	-	-
(4) Subtotal	<u>\$ 188,276</u>	<u>\$ 206,751</u>	<u>\$ (18,475)</u>
(f) Statutory valuation allowance adjustment	-	-	-
(g) Nonadmitted	-	-	-
(h) Admitted capital deferred tax assets (2e99 - 2f - 2g)	<u>\$ 188,276</u>	<u>\$ 206,751</u>	<u>\$ (18,475)</u>
(i) Admitted deferred tax assets (2d + 2h)	<u>\$ 40,864,656</u>	<u>\$ 400,954</u>	<u>\$ 40,463,702</u>
<b>3. Deferred Tax Liabilities</b>			
(a) Ordinary			
(1) Investments	\$ 2,592	\$ 4,096	\$ (1,504)
(2) §807(f) adjustment	40,487,137	-	40,487,137
(3) Other (including items <5% of total ordinary tax	-	-	-
(4) Subtotal	<u>\$ 40,489,729</u>	<u>\$ 4,096</u>	<u>\$ 40,485,633</u>
(b) Capital			
(1) Investments	\$ 374,927	\$ 396,858	\$ (21,931)
(2) Other (including items <5% of total capital tax li	-	-	-
(3) Subtotal	<u>\$ 374,927</u>	<u>\$ 396,858</u>	<u>\$ (21,931)</u>
(c) Deferred tax liabilities (3a99 + 3b99)	<u>\$ 40,864,656</u>	<u>\$ 400,954</u>	<u>\$ 40,463,702</u>
<b>4. Net deferred tax assets/liabilities (2i - 3c)</b>	<u>\$ -</u>	<u>\$ -</u>	<u>\$ -</u>



## NOTES TO FINANCIAL STATEMENTS

- D. The Company's current income tax incurred and change in deferred income tax differs from the amount obtained by applying the federal statutory rate of 35% to income before tax as follows:

	12/31/2016	12/31/2015
Current income taxes incurred	\$ -	\$ -
Change in deferred income taxes (without tax on unrealized gains and losses)	(36,768,712)	(171,238,899)
Total income tax reported	\$ (36,768,712)	\$ (171,238,899)
Income before taxes	(152,546,254)	(21,311,803)
	35.00%	35.00%
Expected income tax expense (benefit) at	\$ (53,391,189)	\$ (7,459,131)
Increase (decrease) in actual tax reported resulting from:		
a. Tax adjustment for IMR	\$ (19,847)	\$ (9,954)
b. Deferred tax benefit on other items in surplus	223,371	-
c. Provision to return	-	(33,200,222)
d. Statutory valuation allowance	16,418,955	(130,569,599)
e. Other	(2)	7
Total income tax reported	\$ (36,768,712)	\$ (171,238,899)

E. Loss and Credit Carry Forwards

- (1) As of December 31, 2016, the Company has an operating loss carryforward of \$932,878,307 and no capital loss or tax credit carryforwards for tax purposes. As of December 31, 2015, the Company has an operating loss carryforward of \$752,700,299 and a capital loss carryforward of \$43,912 and no tax credit carryforwards for tax purposes..
- (2) The amount of Federal income taxes incurred that is available for recoupment in the event of future net losses is:

2016	\$0
2015	\$0
2014	\$0

- (3) The Company does not have any deposits admitted under Section 6603 of the Internal Revenue Code.

F. Consolidated Federal Income Tax Return

- (1) The Company's federal income tax return is consolidated with other includible affiliated companies. Please see attached listing.
- (2) The method of allocation between the companies is subject to a written tax allocation agreement. Under the terms of the tax allocation agreement, allocations are based on separate income tax return calculations. The Company is entitled to recoup federal income taxes paid in the event the losses and credits reduce the Company's separately computed income tax liability in the year generated. The Company is also entitled to recoup federal income taxes paid in the event the losses and credits reduce the Company's separately computed income tax liability in any carryback or carryforward year when so applied. Since the Company is not entitled to be paid for losses used on the consolidated group's income tax return, a deferred tax asset has been recorded for the net operating loss. As the Company earns income, the Company will not have to pay the consolidated group's parent until the deferred tax asset is fully offset due to the Company's earnings. Intercompany income tax balances are settled within thirty days of payment to or filing with the Internal Revenue Service.

G. Federal or Foreign Income Tax Loss Contingencies

It is not anticipated that the total amounts of unrecognized tax benefits will significantly increase within twelve months of the reporting date.

10. Information Concerning Parent, Subsidiaries, and Affiliates

A-C. The Company did not pay any dividends in 2016 or 2015.

The Company did not receive any capital contributions in 2016 or 2015.

D. At December 31, 2016 and 2015, the Company reported a net amount of \$1,022,380 and \$2,562,156 as payable to parent, subsidiary, and affiliated companies. Terms of settlement require that these amounts are settled within 90 days.

E. The Company has made no guarantees or commitments with regard to affiliated or related parties.

F. The Company is party to a Consulting Services and Administration agreement with TLIC, whereby TLIC provides certain professional and administrative services to the Company. AEGON USA Investment Management, LLC acts as a discretionary investment manager under an Investment Management Agreement with the Company.

G. All outstanding shares of the Company are owned by Transamerica Life Insurance Company, an insurance company domiciled in Iowa.

H. The Company does not own any shares of stock of its parent company.

I-J. The Company has no investments in subsidiary, controlled or affiliated companies.

K. The Company has no investments in foreign insurance subsidiaries.

L. The Company does not hold any investments in a downstream noninsurance holding company.

M. Aggregate Balance Sheet Value for All SCA Investments Except SCA Insurance Entities - None.

N. Investments in SCA Insurance Entities with Prescribed or Permitted Practices - None.

11. Debt

A. The Company did not participate in repurchase agreements in 2016 or 2015.

The Company does not have any reverse repurchase agreements.

B. FHLB (Federal Home Loan Bank) Agreements - None.

---

## NOTES TO FINANCIAL STATEMENTS

---

### 12. Retirement Plans, Deferred Compensation, Postemployment Benefits and Compensated Absences and Other Postretirement Benefit Plans

The Company has no employees. Services are provided by employees of an affiliated company as part of a consulting services and administration agreement. This agreement has been approved by the domiciliary regulator of the insurance companies involved.

### 13. Capital and Surplus, Shareholders' Dividend Restrictions and Quasi-Reorganizations

1. The Company has 25,000 common shares authorized, issued and outstanding. Par value is \$100 per share.
2. The Company has no preferred shares authorized.
3. The Company has established a plan with the Iowa Insurance Division for the declaration and payment of dividends or distributions to its shareholder. The Company may declare and pay dividends or distributions to its shareholder that does not decrease the Company's capital below the greater of a) the minimum capital and surplus amount designated by the Commissioner pursuant to Rule 191-99.6(505,508) of the IAC and b) 200% of Company-action level risk-based capital, provided, however, that the Company may not declare or pay any dividend or distribution if such dividend or distribution would jeopardize the ability of the Company to fulfill the Company's obligations under the Reinsurance Agreement or any other agreement to which it is a party. The Company shall give the Commissioner thirty days' prior notice of any dividend or distribution. The notice shall include the amount of the dividend or distribution and a certification signed by an officer of the Company stating that the dividend or distribution would not jeopardize the ability of the Company to fulfill the Company's obligations.
4. The Company did not pay a common stock dividend in 2016.
5. Within the limitation of (3) above, there are no restrictions placed on the portion of Company profits that may be paid as ordinary dividends to stockholders.
6. There were no restrictions placed on the Company's unassigned surplus, including for whom the surplus is being held.
7. The total amount of advances to surplus not repaid is \$0.
8. The amounts of stock held by the Company, including stock of affiliated companies, for special purposes is:
 

(a) For conversion of preferred stock	0 Shares
(b) For employee stock options	0 Shares
(c) For stock purchase warrants	0 Shares
9. The Company has no special surplus funds.
10. The portion of unassigned funds (surplus) represented or reduced by cumulative unrealized gains (losses) was \$0 as of December 31, 2016.
11. The Company issued the following surplus debentures or similar obligations: Not applicable.
12. The impact of any restatement due to prior quasi-reorganization is as follows: Not applicable.
13. The effective date(s) of all quasi-reorganization in the prior 10 years is/are: Not applicable.

### 14. Liabilities, Contingencies, and Assessments

- A. Contingent Commitments - None.
- B. Assessments - None.
- C. Gain Contingencies - None.
- D. Claims Related Extra Contractual Obligation and Bad Faith Losses Stemming from Lawsuits - None.
- E. Joint and Several Liabilities - None.
- F. All Other Contingencies - None.

### 15. Leases - None.

### 16. Information about Financial Instruments with Off-Balance Sheet Risk and Financial Instruments with Concentrations of Credit Risk - None.

### 17. Sale, Transfer and Servicing of Financial Assets and Extinguishments of Liabilities

- A. Transfers of Receivables Reported as Sales - None.
- B. Transfer and Servicing of Financial Assets - None.
- C. Wash Sales - None.

### 18. Gain or Loss to the Reporting Entity from Uninsured Plans and the Uninsured Portion of Partially Insured Plans - None.

### 19. Direct Premium Written/Produced by Managing General Agents/Third Party Administrators - None.

## NOTES TO FINANCIAL STATEMENTS

### 20. Fair Value Measurements

#### A. (1) Fair Value Measurements at Reporting Date

The following table provides information about the Company's financial assets and liabilities measured at fair value as of December 31, 2016:

##### (1) Fair Value Measurements at Reporting Date

(1) Description	(2) (Level 1)	(3) (Level 2)	(4) (Level 3)	(5) Total
a. Assets at fair value				
Short Term				
Government	\$ -	\$ 12,483,384	\$ -	\$ 12,483,384
Total Short Term	\$ -	\$ 12,483,384	\$ -	\$ 12,483,384
<b>Total assets at fair value</b>	<b>\$ -</b>	<b>\$ 12,483,384</b>	<b>\$ -</b>	<b>\$ 12,483,384</b>
b. Liabilities at fair value				
Total liabilities at fair value	\$ -	\$ -	\$ -	\$ -

During 2016 there were no transfers between Level 1 and Level 2.

(2) Fair Value Measurements in Level 3 of the Fair Value Hierarchy - None.

(3) The Company's policy is to recognize transfers in and out of Level 3 as of the beginning of the reporting period.

(4) Short-term investments are classified as Level 2 as they are carried at amortized cost, which approximates fair value.

#### C. Fair Value Hierarchy by Type of Financial Instrument

The following table sets forth a comparison of the estimated fair values and carrying amounts of the Company's financial instruments, including those not measured at fair value in the balance sheets, as of December 31, 2016:

(1) Type of Financial Instrument	(2) Aggregate Fair Value	(3) Admitted Assets/Liabilities	(4) (Level 1)	(5) (Level 2)	(6) (Level 3)
Admitted assets:					
Cash equivalents & short-term investments, other than affiliates	\$ 12,483,384	\$ 12,483,384	\$ -	\$ 12,483,384	\$ -
Bonds	121,252,663	121,812,771	-	121,252,663	-
Liabilities:					
Payable to parent, subsidiaries and affiliates	\$ 1,022,380	\$ 1,022,380	\$ -	\$ 1,022,380	\$ -

D. Not Practicable to Estimate Fair Value - Not Applicable.

### 21. Other Items

A. Unusual or Infrequent Items - None.

B. Troubled Debt Restructuring - None.

C. Other Disclosures

On December 22, 2015, an additional amendment to the reinsurance agreement with TLIC dated June 30, 2014 was executed by the parties. The amendment reduces the expense and risk charges retained by the Company beginning January 1, 2016 in exchange for consideration of \$61,000,000 which was paid by TLIC on December 29, 2015.

Effective March 31, 2015, the reinsurance agreement with TLIC dated June 30, 2014 was amended to recognize the actual distribution of universal life insurance policies and put the parties in approximately the position they anticipated with regard to actual expenses and expense allowances. In lieu of modifying the expense allowances set forth in the agreement, TLIC provided a one-time adjustment to expense of allowances of \$57,000,000 on May 28, 2015.

Effective June 30, 2014, the Company assumed level term life and universal life secondary guarantee business from TLIC, an affiliate, on a coinsurance funds withheld basis. The Company received an initial reinsurance premium of \$25,666,645 and other net assets of \$1,851,792 and assumed life and claim reserves of \$535,210,914 and \$25,666,645, respectively, resulting in a pre-tax loss of \$533,359.

D. Business Interruption Insurance Recoveries - None.

E. State Transferable and Non-transferable Tax Credits

There were no transferable or non-transferable state tax credits related to SSAP No. 94R, *Accounting for Transferable and Non-Transferable State Tax Credits*.

F. Subprime Mortgage Related Risk Exposure

(1) Subprime mortgages are loans to homebuyers who have weak or impaired credit histories, are loans that are non-conforming or are loans that are second in priority. The Company's businesses in the United States do not sell or buy subprime mortgages directly. The Company's position is related to so-called "asset-backed securities" (ABS). These securities are pools of mortgages that have been securitized and offered to investors as asset-backed securities, where the mortgages are collateral. Most of the underlying mortgages within the pool have credit scores below 660 at origination. Therefore, the ABS has been classified by the Company as a subprime mortgage position. Also included in the Company's total subprime mortgage position are ABS with second lien mortgages as collateral. The second lien mortgages may not necessarily have subprime credit scores; however, the Company has included these ABS in its subprime position as it's the second priority in terms of repayment.

For asset-backed securities in an unrealized loss position, the Company would consider them for impairment when there has been an adverse change in estimated cash flows from the cash flows previously projected at purchase, which is in accordance with SSAP No. 43R, *Loan-Backed and Structured Securities*. The Company did not record any impairments for the years ended December 31, 2016 or 2015.

## NOTES TO FINANCIAL STATEMENTS

- (2) The Company does not have any direct residential mortgages to subprime borrowers outside of the ABS structures.
- (3) The Company had no subprime mortgage direct exposure through other investments at December 31, 2016 or 2015.
- (4) The Company does not have any underwriting exposure to subprime mortgage risk through Mortgage Guaranty or Financial Guaranty insurance coverage.

G. Retained Assets - None.

H. Insurance Linked Securities - None.

### 22. Events Subsequent

The Company is not aware of any Type I Recognized or Type II Non-recognized events subsequent to December 31, 2016, that may have a material effect upon the Company's financial statements. Subsequent events were evaluated through February 24, 2017, the date these statutory financial statements were available to be issued.

The Company is not subject to the annual fee imposed under section 9010 of the Affordable Care Act, as the Company has no health business.

### 23. Reinsurance

A. Ceded Reinsurance Report - Not applicable.

B. Uncollectible Reinsurance - None.

C. Commutation of Ceded Reinsurance - None.

D. Certified Reinsurer Rating Downgraded or Status Subject to Revocation - Not applicable.

### 24. Retrospectively Rated Contracts & Contracts Subject to Redetermination - None.

### 25. Change in Incurred Losses and Loss Adjustment Expenses - Not applicable.

### 26. Intercompany Pooling Arrangements - None.

### 27. Structured Settlements - None.

### 28. Health Care Receivables - None.

### 29. Participating Policies - None.

### 30. Premium Deficiency Reserves - Not applicable as the Company does not write accident and health business.

### 31. Reserves for Life Contracts and Annuity Contracts

(1) For fixed premium life insurance benefits, the company waives deduction of deferred fractional premiums upon death and refunds portions of premiums unearned after the date of death. The reserve for these benefits is reported as part of the associated seriatim policy reserve held in Exhibit 5. For some assumed business, the reserve for these benefits is computed using aggregate methods and is held in Exhibit 5, Parts A and/or G. The reserves in Exhibit 5 are equal to the greater of the cash surrender value and the legally computed reserve.

(2) Additional premiums are charged or additional mortality charges are assessed for policies issued on substandard lives according to underwriting classification. Generally, mean reserves are determined by computing the regular mean reserve for the plan at the true age and holding, in addition, one-half (1/2) of the extra premium charge for the year. Reserves for life insurance policies are calculated using the Commissioner's Reserve Valuation Method and recognize any substandard ratings. Reserves for flexible premium life insurance products are calculated using the Commissioner's Reserves Valuation Method for universal life policies and recognize any substandard ratings.

(3) As of December 31, 2016, the Company had \$22,464,554,762 of insurance in force for which the gross premiums are less than the net premiums according to the standard valuation set by the State of Iowa. Reserves to cover the above insurance totaled \$226,006,484 at year-end and are reported in Exhibit 5 Miscellaneous.

(4) The Tabular Interest (Page 7, Line 4), Tabular less Actual Reserve Released (Page 7, Line 5), and Tabular Cost (Page 7, Line 9), have been determined by formula as described in the instructions for Page 7 or from the basic data and accounting records, as we deemed appropriate.

(5) The Company does not have any amounts in Exhibit 7, Line 4.

(6) The details of "Other Increases (net)" on Page 7, Line 7 are (in dollars):

Item	1 Total	ORDINARY			6 Credit Life	GROUP	
		3 Life Insurance	4 Individual Annuities	5 Supplementary Contracts		7 Life Insurance	8 Annuities
Change in deficiency reserves	\$ (57,763,064)	\$ (57,763,064)	\$ -	\$ -	\$ -	\$ -	\$ -
Total	\$ (57,763,064)	\$ (57,763,064)	\$ -	\$ -	\$ -	\$ -	\$ -

### 32. Analysis of Annuity Actuarial Reserves and Deposit Liabilities by Withdrawal Characteristics - Not applicable.

### 33. Premium and Annuity Considerations Deferred and Uncollected

Type	Gross	Net of Loading
Ordinary renewal	8,673,035	8,057,250
Total	\$ 8,673,035	\$ 8,057,250

### 34. Separate Accounts - None.

### 35. Loss/Claim Adjustment Expenses - Not applicable.

# GENERAL INTERROGATORIES

## PART 1 - COMMON INTERROGATORIES

### GENERAL

- 1.1 Is the reporting entity a member of an Insurance Holding Company System consisting of two or more affiliated persons, one or more of which is an insurer? Yes  No   
 If yes, complete Schedule Y, Parts 1, 1A and 2.
- 1.2 If yes, did the reporting entity register and file with its domiciliary State Insurance Commissioner, Director or Superintendent or with such regulatory official of the state of domicile of the principal insurer in the Holding Company System, a registration statement providing disclosure substantially similar to the standards adopted by the National Association of Insurance Commissioners (NAIC) in its Model Insurance Holding Company System Regulatory Act and model regulations pertaining thereto, or is the reporting entity subject to standards and disclosure requirements substantially similar to those required by such Act and regulations? Yes  No  N/A
- 1.3 State regulating? Iowa
- 2.1 Has any change been made during the year of this statement in the charter, by-laws, articles of incorporation, or deed of settlement of the reporting entity? Yes  No
- 2.2 If yes, date of change: \_\_\_\_\_
- 3.1 State as of what date the latest financial examination of the reporting entity was made or is being made. 12/31/2014
- 3.2 State the as of date that the latest financial examination report became available from either the state of domicile or the reporting entity. This date should be the date of the examined balance sheet and not the date the report was completed or released. 12/31/2014
- 3.3 State as of what date the latest financial examination report became available to other states or the public from either the state of domicile or the reporting entity. This is the release date or completion date of the examination report and not the date of the examination (balance sheet date). 06/14/2016
- 3.4 By what department or departments?  
Iowa
- 3.5 Have all financial statement adjustments within the latest financial examination report been accounted for in a subsequent financial statement filed with departments? Yes  No  N/A
- 3.6 Have all of the recommendations within the latest financial examination report been complied with? Yes  No  N/A
- 4.1 During the period covered by this statement, did any agent, broker, sales representative, non-affiliated sales/service organization or any combination thereof under common control (other than salaried employees of the reporting entity) receive credit or commissions for or control a substantial part (more than 20 percent of any major line of business measured on direct premiums) of:
- 4.11 sales of new business? Yes  No
- 4.12 renewals? Yes  No
- 4.2 During the period covered by this statement, did any sales/service organization owned in whole or in part by the reporting entity or an affiliate, receive credit or commissions for or control a substantial part (more than 20 percent of any major line of business measured on direct premiums) of:
- 4.21 sales of new business? Yes  No
- 4.22 renewals? Yes  No
- 5.1 Has the reporting entity been a party to a merger or consolidation during the period covered by this statement? Yes  No
- 5.2 If yes, provide the name of entity, NAIC company code, and state of domicile (use two letter state abbreviation) for any entity that has ceased to exist as a result of the merger or consolidation.

1 Name of Entity	2 NAIC Company Code	3 State of Domicile
	0	

- 6.1 Has the reporting entity had any Certificates of Authority, licenses or registrations (including corporate registration, if applicable) suspended or revoked by any governmental entity during the reporting period? Yes  No
- 6.2 If yes, give full information:

- 7.1 Does any foreign (non-United States) person or entity directly or indirectly control 10% or more of the reporting entity? Yes  No
- 7.2 If yes,

- 7.21 State the percentage of foreign control 100.000%
- 7.22 State the nationality(s) of the foreign person(s) or entity(s); or if the entity is a mutual or reciprocal, the nationality of its manager or attorney-in-fact and identify the type of entity(s) (e.g., individual, corporation, government, manager or attorney-in-fact).

1 Nationality	2 Type of Entity
Dutch	Corporation

- 8.1 Is the company a subsidiary of a bank holding company regulated with the Federal Reserve Board? Yes  No
- 8.2 If response to 8.1 is yes, please identify the name of the bank holding company.

- 8.3 Is the company affiliated with one or more banks, thrifts or securities firms? Yes  No

- 8.4 If the response to 8.3 is yes, please provide below the names and locations (city and state of the main office) of any affiliates regulated by a federal financial regulatory services agency [i.e. the Federal Reserve Board (FRB), the Office of the Comptroller of the Currency (OCC), the Federal Deposit Insurance Corporation (FDIC) and the Securities Exchange Commission (SEC)] and identify the affiliate's primary federal regulator.

1 Affiliate Name	2 Location (City, State)	3 FRB	4 OCC	5 FDIC	6 SEC

9. What is the name and address of the independent certified public accountant or accounting firm retained to conduct the annual audit?  
PricewaterhouseCoopers LLP One North Wacker Drive, Chicago, IL 60606
- 10.1 Has the insurer been granted any exemptions to the prohibited non-audit services provided by the certified independent public accountant requirements as allowed in Section 7H of the Annual Financial Reporting Model Regulation (Model Audit Rule), or substantially similar state law or regulation? Yes  No
- 10.2 If the response to 10.1 is yes, provide information related to this exemption:
- 10.3 Has the insurer been granted any exemptions related to other requirements of the Annual Financial Reporting Model Regulation as allowed for in Section 18A of the Model Regulation, or substantially similar state law or regulation? Yes  No
- 10.4 If the response to 10.3 is yes, provide information related to this exemption:
- 10.5 Has the reporting entity established an Audit Committee in compliance with the domiciliary state insurance laws? Yes  No  N/A
- 10.6 If the response to 10.5 is no or n/a, please explain:

# GENERAL INTERROGATORIES

## PART 1 - COMMON INTERROGATORIES

11. What is the name, address and affiliation (officer/employee of the reporting entity or actuary/consultant associated with an actuarial consulting firm) of the individual providing the statement of actuarial opinion/certification?  
Nik Godon, an officer of the Company
- 12.1 Does the reporting entity own any securities of a real estate holding company or otherwise hold real estate indirectly? Yes [ ] No [X]
- 12.11 Name of real estate holding company
- 12.12 Number of parcels involved
- 12.13 Total book/adjusted carrying value \$ 0
- 12.2 If yes, provide explanation
13. **FOR UNITED STATES BRANCHES OF ALIEN REPORTING ENTITIES ONLY:**
- 13.1 What changes have been made during the year in the United States manager or the United States trustees of the reporting entity? Yes [ ] No [ ]
- 13.2 Does this statement contain all business transacted for the reporting entity through its United States Branch on risks wherever located? Yes [ ] No [ ]
- 13.3 Have there been any changes made to any of the trust indentures during the year? Yes [ ] No [ ]
- 13.4 If answer to (13.3) is yes, has the domiciliary or entry state approved the changes? Yes [ ] No [ ] N/A [ ]
- 14.1 Are the senior officers (principal executive officer, principal financial officer, principal accounting officer or controller, or persons performing similar functions) of the reporting entity subject to a code of ethics, which includes the following standards? Yes [X] No [ ]
- (a) Honest and ethical conduct, including the ethical handling of actual or apparent conflicts of interest between personal and professional relationships;
- (b) Full, fair, accurate, timely and understandable disclosure in the periodic reports required to be filed by the reporting entity;
- (c) Compliance with applicable governmental laws, rules and regulations;
- (d) The prompt internal reporting of violations to an appropriate person or persons identified in the code; and
- (e) Accountability for adherence to the code.
- 14.11 If the response to 14.1 is no, please explain:
- 14.2 Has the code of ethics for senior managers been amended? Yes [ ] No [X]
- 14.21 If the response to 14.2 is yes, provide information related to amendment(s).
- 14.3 Have any provisions of the code of ethics been waived for any of the specified officers? Yes [ ] No [X]
- 14.31 If the response to 14.3 is yes, provide the nature of any waiver(s).
- 15.1 Is the reporting entity the beneficiary of a Letter of Credit that is unrelated to reinsurance where the issuing or confirming bank is not on the SVO Bank List? Yes [ ] No [X]
- 15.2 If the response to 15.1 is yes, indicate the American Bankers Association (ABA) Routing Number and the name of the issuing or confirming bank of the Letter of Credit and describe the circumstances in which the Letter of Credit is triggered.

1 American Bankers Association (ABA) Routing Number	2 Issuing or Confirming Bank Name	3 Circumstances That Can Trigger the Letter of Credit	4 Amount
0			0

### BOARD OF DIRECTORS

16. Is the purchase or sale of all investments of the reporting entity passed upon either by the Board of Directors or a subordinator committee thereof? Yes [X] No [ ]
17. Does the reporting entity keep a complete permanent record of the proceedings of its Board of Directors and all subordinate committees thereof? Yes [X] No [ ]
18. Has the reporting entity an established procedure for disclosure to its Board of Directors or trustees of any material interest or affiliation on the part of any of its officers, directors, trustees or responsible employees that is in conflict or is likely to conflict with the official duties of such person? Yes [X] No [ ]

### FINANCIAL

19. Has this statement been prepared using a basis of accounting other than Statutory Accounting Principles (e.g., Generally Accepted Accounting Principles)? Yes [ ] No [X]
- 20.1 Total amount loaned during the year (inclusive of Separate Accounts, exclusive of policy loans):
- 20.11 To directors or other officers \$ 0
- 20.12 To stockholders not officers \$ 0
- 20.13 Trustees, supreme or grand (Fraternal only) \$ 0
- 20.2 Total amount of loans outstanding at the end of year (inclusive of Separate Accounts, exclusive of policy loans):
- 20.21 To directors or other officers \$ 0
- 20.22 To stockholders not officers \$ 0
- 20.23 Trustees, supreme or grand (Fraternal only) \$ 0
- 21.1 Were any assets reported in this statement subject to a contractual obligation to transfer to another party without the liability for such obligation being reporting in the statement? Yes [ ] No [X]
- 21.2 If yes, state the amount thereof at December 31 of the current year:
- 21.21 Rented from others \$ 0
- 21.22 Borrowed from others \$ 0
- 21.23 Leased from others \$ 0
- 21.24 Other \$ 0
- 22.1 Does this statement include payments for assessments as described in the *Annual Statement Instructions* other than guaranty fund or guaranty association assessments? Yes [ ] No [X]
- 22.2 If answer is yes:
- 22.21 Amount paid as losses or risk adjustment \$ 0
- 22.22 Amount paid as expenses \$ 0
- 22.23 Other amounts paid \$ 0
- 23.1 Does the reporting entity report any amounts due from parent, subsidiaries or affiliates on Page 2 of this statement? Yes [ ] No [X]
- 23.2 If yes, indicate any amounts receivable from parent included in the Page 2 amount: \$ 0

# GENERAL INTERROGATORIES

## PART 1 - COMMON INTERROGATORIES

### INVESTMENT

24.01 Were all of stocks, bonds and other securities owned December 31 of current year, over which the reporting entity has exclusive control, in the actual possession of the reporting entity on said date (other than securities lending programs addressed in 24.03)? Yes  No

24.02 If no, give full and complete information, relating thereto:

24.03 For security lending programs, provide a description of the program including value for collateral and amount of loaned securities, and whether collateral is carried on or off-balance sheet (an alternative is to reference Note 17 where this information is also provided).

24.04 Does the company's security lending program meet the requirements for a conforming program as outlined in the *Risk-Based Capital Instructions*? Yes  No  N/A

24.05 If answer to 24.04 is yes, report amount of collateral for conforming programs. \$ 0

24.06 If answer to 24.04 is no, report amount of collateral for other programs \$ 0

24.07 Does your securities lending program require 102% (domestic securities) and 105% (foreign securities) from the counterparty at the outset of the contract? Yes  No  N/A

24.08 Does the reporting entity non-admit when the collateral received from the counterparty falls below 100%? Yes  No  N/A

24.09 Does the reporting entity or the reporting entity's securities lending agent utilize the Master Securities Lending Agreement (MSLA) to conduct securities lending? Yes  No  N/A

24.10 For the reporting entity's security lending program, state the amount of the following as of December 31 of the current year:

24.101 Total fair value of reinvested collateral assets reported on Schedule DL, Parts 1 and 2: \$ 0

24.102 Total book adjusted/carrying value of reinvested collateral assets reported on Schedule DL, Parts 1 and 2: \$ 0

24.103 Total payable for securities lending reported on the liability page: \$ 0

25.1 Were any of the stocks, bonds or other assets of the reporting entity owned at December 31 of the current year not exclusively under the control of the reporting entity or has the reporting entity sold or transferred any assets subject to a put option contract that is current in force? (Exclude securities subject to Interrogatory 21.1 and 24.03.) Yes  No

25.2 If yes, state the amount thereof at December 31 of the current year:

25.21 Subject to repurchase agreements \$ 0

25.22 Subject to reverse repurchase agreements \$ 0

25.23 Subject to dollar repurchase agreements \$ 0

25.24 Subject to reverse dollar repurchase agreements \$ 0

25.25 Placed under option agreements \$ 0

25.26 Letter stock or securities restricted as sale – excluding FHLB Capital Stock \$ 0

25.27 FHLB Capital Stock \$ 0

25.28 On deposit with states \$ 0

25.29 On deposit with other regulatory bodies \$ 0

25.30 Pledged as collateral – excluding collateral pledged to an FHLB \$ 0

25.31 Pledged as collateral to FHLB – including assets backing funding agreements \$ 0

25.32 Other \$ 0

25.3 For category (25.26) provide the following:

1 Nature of Restriction	2 Description	3 Amount
		\$ <u>0</u>

26.1 Does the reporting entity have any hedging transactions reported on Schedule DB? Yes  No

26.2 If yes, has a comprehensive description of the hedging program been made available to the domiciliary state? Yes  No  N/A   
If no, attach a description with this statement.

27.1 Were any preferred stocks or bonds owned as of December 31 of the current year mandatorily convertible into equity, or, at the option of the issuer, convertible into equity? Yes  No

27.2 If yes, state the amount thereof at December 31 of the current year: \$ 0

28. Excluding items in Schedule E-Part 3-Special Deposits, real estate, mortgage loans and investments held physically in the reporting entity's offices, vaults or safety deposit boxes, were all stocks, bonds and other securities, owned throughout the current year held pursuant to a custodial agreement with a qualified bank or trust company in accordance with Section 1, III - General Examination Considerations, F. Outsourcing of Critical Functions, Custodial or Safekeeping Agreements of the NAIC *Financial Condition Examiners Handbook*? Yes  No

28.01 For all agreements that comply with the requirements of the NAIC *Financial Condition Examiners Handbook*, complete the following:

1 Name of Custodian(s)	2 Custodian's Address
Citibank	New York, NY

28.02 For all agreements that do not comply with the requirements of the NAIC *Financial Condition Examiners Handbook*, provide the name, location and a complete explanation

1 Name(s)	2 Location(s)	3 Complete Explanation(s)

28.03 Have there been any changes, including name changes, in the custodian(s) identified in 28.01 during the current year? Yes  No

28.04 If yes, give full and complete information relating thereto:

1 Old Custodian	2 New Custodian	3 Date of Change	4 Reason

28.05 Investment management – Identify all investment advisors, investment managers, broker/dealers, including individuals that have the authority to make investment decisions on behalf of the reporting entity. For assets that are managed internally by employees of the reporting entity, note as such. ["...that have access to the investment accounts", "... handle securities"].

1 Name of Firm or Individual	2 Affiliation
AEGON USA Investment Management, LLC	A

# GENERAL INTERROGATORIES

## PART 1 - COMMON INTERROGATORIES

28.0597 For those firms/individuals listed in the table for Question 28.05, do any firms/individuals unaffiliated with the reporting entity (i.e. designated with a "U") manage more than 10% of the reporting entity's assets? Yes [ ] No [ ]

28.0598 For firms/individuals unaffiliated with the reporting entity (i.e. designated with a "U") listed in the table for Question 28.05, does the total assets under management aggregate to more than 50% of the reporting entity's assets? Yes [ ] No [ ]

28.06 For those firms or individuals listed in the table for 28.05 with an affiliation code of "A" (affiliated) or "U" (unaffiliated), provide the information for the table below.

1	2	3	4	5
Central Registration Depository Number	Name of Firm or Individual	Legal Entity Identifier (LEI)	Registered With	Investment Management Agreement (IMA) Filed
114537	AEGON USA Investment Management, LLC	4DJIF67XTB552L0E3L78	SEC	DS

29.1 Does the reporting entity have any diversified mutual funds reported in Schedule D-Part 2 (diversified according to the Securities and Exchange Commission (SEC) in the Investment Company Act of 1940 [Section 5 (b) (1)])? Yes [ ] No [ ]

29.2 If yes, complete the following schedule:

1 CUSIP	2 Name of Mutual Fund	3 Book/Adjusted Carrying Value
		0
29.2999 TOTAL		0

29.3 For each mutual fund listed in the table above, complete the following schedule:

1 Name of Mutual Fund (from above table)	2 Name of Significant Holding of the Mutual Fund	3 Amount of Mutual Fund's Book/Adjusted Carrying Value Attributable to the Holding	4 Date of Valuation
		0	

30. Provide the following information for all short-term and long-term bonds and all preferred stocks. Do not substitute amortized value or statement value for fair value.

		1 Statement (Admitted) Value	2 Fair Value	3 Excess of Statement over Fair Value (-), or Fair Value over Statement (+)
30.1	Bonds	134,296,155	133,736,046	(560,109)
30.2	Preferred Stocks	0	0	0
30.3	Totals	134,296,155	133,736,046	(560,109)

30.4 Describe the sources or methods utilized in determining the fair values:

In calculating the fair value, the following pricing sources are used: indices, third party pricing services, external money managers, brokers and internally modeled.

31.1 Was the rate used to calculate fair value determined by a broker or custodian for any of the securities in Schedule D? Yes [ X ] No [ ]

31.2 If the answer to 31.1 is yes, does the reporting entity have a copy of the broker's or custodian's pricing policy (hard copy or electronic copy) for all brokers or custodians used as a pricing source? Yes [ X ] No [ ]

31.3 If the answer to 31.2 is no, describe the reporting entity's process for determining a reliable pricing source for purposes of disclosure of fair value for Schedule D:

32.1 Have all the filing requirements of the *Purposes and Procedures Manual of the NAIC Investment Analysis Office* been followed? Yes [ X ] No [ ]

32.2 If no, list exceptions:

### OTHER

33.1 Amount of payments to trade associations, service organizations and statistical or rating bureaus, if any? \$ 0

33.2 List the name of the organization and the amount paid if any such payment represented 25% or more of the total payments to trade associations, service organizations and statistical or rating bureaus during the period covered by this statement.

1 Name	2 Amount Paid
	\$ 0

34.1 Amount of payments for legal expenses, if any? \$ 0

34.2 List the name of the firm and the amount paid if any such payment represented 25% or more of the total payments for legal expenses during the period covered by this statement.

1 Name	2 Amount Paid
	\$ 0

35.1 Amount of payments for expenditures in connection with matters before legislative bodies, officers or departments of government, if any? \$ 0

35.2 List the name of the firm and the amount paid if any such payment represented 25% or more of the total payment expenditures in connection with matters before legislative bodies, officers or departments of government during the period covered by this statement.

1 Name	2 Amount Paid
	\$ 0



**GENERAL INTERROGATORIES****PART 2 – LIFE INTERROGATORIES**

1.1	Does the reporting entity have any direct Medicare Supplement Insurance in force?			Yes [ ]	No [ X ]	
1.2	If yes, indicate premium earned on U.S. business only.		\$		0	
1.3	What portion of Item (1.2) is not reported on the Medicare Supplement Insurance Experience Exhibit?		\$		0	
1.3	Reason for excluding:					
1.4	Indicate amount of earned premium attributable to Canadian and/or Other Alien not included in Item (1.2) above.		\$		0	
1.5	Indicate total incurred claims on all Medicare Supplement insurance.		\$		0	
1.6	Individual policies:					
	Most current three years:					
1.61	Total premium earned		\$		0	
1.62	Total incurred claims		\$		0	
1.63	Number of covered lives		\$		0	
	All years prior to most current three years:					
1.64	Total premium earned		\$		0	
1.65	Total incurred claims		\$		0	
1.66	Number of covered lives		\$		0	
1.7	Group policies:					
	Most current three years:					
1.71	Total premium earned		\$		0	
1.72	Total incurred claims		\$		0	
1.73	Number of covered lives		\$		0	
	All years prior to most current three years:					
1.74	Total premium earned		\$		0	
1.75	Total incurred claims		\$		0	
1.76	Number of covered lives		\$		0	
2.	Health Test:					
		1	2			
		Current Year	Prior Year			
2.1	Premium Numerator	\$ 0	\$ 0			
2.2	Premium Denominator	\$ 311,006,585	\$ 359,080,821			
2.3	Premium Ratio (2.1/2.2)	0.000	0.000			
2.4	Reserve Numerator	\$ 0	\$ 0			
2.5	Reserve Denominator	\$ 1,417,873,152	\$ 1,004,245,296			
2.6	Reserve Ratio (2.4/2.5)	0.000	0.000			
3.1	Does the reporting entity have Separate Accounts?			Yes [ ]	No [ X ]	
3.2	If yes, has a Separate Accounts statement been filed with this Department			Yes [ ]	No [ ]	N/A [ X ]
3.3	What portion of capital and surplus funds of the reporting entity covered by assets in the Separate Accounts statement, is not currently distributable from the Separate Accounts to the general account for use by the general account?		\$		0	
3.4	State the authority under which Separate Accounts are maintained:					
3.5	Was any of the reporting entity's Separate Accounts business reinsured as of December 31?			Yes [ ]	No [ X ]	
3.6	Has the reporting entity assumed by reinsurance any Separate Accounts business as of December 31?			Yes [ ]	No [ X ]	
3.7	If the reporting entity has assumed Separate Accounts business, how much, if any, reinsurance assumed receivable for reinsurance of Separate Accounts reserve expense allowances is included as a negative amount in the liability for "Transfers to Separate Accounts due or accrued (net)?"		\$		0	
4.1	Are personnel or facilities of this reporting entity used by another entity or entities or are personnel or facilities of another entity or entities used by this reporting entity (except for activities such as administration of jointly underwritten group contracts and joint mortality or morbidity studies)?"			Yes [ X ]	No [ ]	
4.2	Net reimbursement of such expenses between reporting entities:					
4.21	Paid		\$		150,149	
4.22	Received		\$		42,808	
5.1	Does the reporting entity write any guaranteed interest contracts?			Yes [ ]	No [ X ]	
5.2	If yes, what amount pertaining to these items is included in:					
5.21	Page 3, Line 1		\$		0	
5.22	Page 4, Line 1		\$		0	
6.	For stock reporting entities only:					
6.1	Total amount paid in by stockholders as surplus funds since organization of the reporting entity:		\$		260,500,000	
7.	Total dividends paid stockholders since organization of the reporting entity:					
7.11	Cash		\$		0	

# GENERAL INTERROGATORIES

## PART 2 – LIFE INTERROGATORIES

7.12 Stock \$ 0

8.1 Does the reporting entity reinsure any Workers' Compensation Carve-Out business defined as: Yes [ ] No [X]

Reinsurance (including retrocessional reinsurance) assumed by life and health insurers of medical, wage loss and death benefits of the occupational illness and accident exposures, but not the employers liability exposures, of business originally written as workers' compensation insurance.

8.2 If yes, has the reporting entity completed the *Workers' Compensation Carve-Out Supplement* to the Annual Statement? Yes [ ] No [ ]

8.3 If 8.1 is yes, the amounts of earned premiums and claims incurred in this statement are:

	1 Reinsurance Assumed	2 Reinsurance Ceded	3 Net Retained
8.31 Earned premium	\$ 0	\$ 0	\$ 0
8.32 Paid claims	\$ 0	\$ 0	\$ 0
8.33 Claim liability and reserve (beginning of year)	\$ 0	\$ 0	\$ 0
8.34 Claim liability and reserve (end of year)	\$ 0	\$ 0	\$ 0
8.35 Incurred claims	\$ 0	\$ 0	\$ 0

8.4 If reinsurance assumed included amounts with attachment points below \$1,000,000, the distribution of the amounts reported in Lines 8.31 and 8.34 for Column (1) are:

	1 Earned Premium	2 Claim Liability and Reserve
8.41 <\$25,000	\$ 0	\$ 0
8.42 \$25,000 — 99,999	\$ 0	\$ 0
8.43 \$100,000 — 249,999	\$ 0	\$ 0
8.44 \$250,000 — 999,999	\$ 0	\$ 0
8.45 \$1,000,000 or more	\$ 0	\$ 0

8.5 What portion of earned premium reported in 8.31, Column 1 was assumed from pools? \$ 0

9.1 Does the reporting entity have variable annuities with guaranteed benefits? Yes [ ] No [X]

9.2 If 9.1 is yes, complete the following table for each type of guaranteed benefit.

Type		3	4	5	6	7	8	9
1 Guaranteed Death Benefit	2 Guaranteed Living Benefit	Waiting Period Remaining	Account Value Related to Col. 3	Total Related Account Values	Gross Amount of Reserve	Location of Reserve	Portion Reinsured	Reinsurance Reserve Credit
				0	0			0

10. For reporting entities having sold annuities to another insurer where the insurer purchasing the annuities has obtained a release of liability from the claimant (payee) as the result of the purchase of an annuity from the reporting entity only:

10.1 Amount of loss reserves established by these annuities during the current year: \$ 0

10.2 List the name and location of the insurance company purchasing the annuities and the statement value on the purchase date of the annuities.

1 P&C Insurance Company and Location	2 Statement Value on Purchase Date of Annuities (i.e., Present Value)
	\$ <u>0</u>

11.1 Do you act as a custodian for health savings accounts? Yes [ ] No [X]

11.2 If yes, please provide the amount of custodial funds held as of the reporting date. \$ 0

11.3 Do you act as an administrator for health savings accounts? Yes [ ] No [X]

11.4 If yes, please provide the balance of the funds administered as of the reporting date. \$ 0

12.1 Are any of the captive affiliates reported on Schedule S, Part 3, authorized reinsurers? Yes [ ] No [X] N/A [ ]

12.2 If the answer to 12.1 is yes, please provide the following:

1 Company Name	2 NAIC Company Code	3 Domiciliary Jurisdiction	4 Reserve Credit	Assets Supporting Reserve Credit		
				5 Letters of Credit	6 Trust Agreements	7 Other
	0		0	0	0	0

13. Provide the following for individual ordinary life insurance\* policies (U.S. business only) for the current year (prior to reinsurance assumed or ceded).

13.1 Direct premiums written \$ 0

13.2 Total incurred claims \$ 0

13.3 Number of covered lives 0

*Ordinary Life Insurance Includes
Term (whether full underwriting, limited underwriting, jet issue, "short form app")
Whole Life (whether full underwriting, limited underwriting, jet issue, "short form app")
Variable Life (with or without secondary guarantee)
Universal Life (with or without secondary guarantee)
Variable Universal Life (with or without secondary guarantee)

## FIVE-YEAR HISTORICAL DATA

Show amounts in whole dollars only, no cents; show percentages to one decimal place, i.e., 17.6.

Show amounts of life insurance in this exhibit in thousands (omit \$000)

	1 2016	2 2015	3 2014	4 2013	5 2012
<b>Life Insurance in Force (Exhibit of Life Insurance)</b>					
1. Ordinary - whole life and endowment (Line 34, Col. 4).....	4,843,646	4,989,765	4,919,836	.0	.0
2. Ordinary - term (Line 21, Col. 4, less Line 34, Col. 4).....	71,233,298	75,098,609	79,055,891	.0	.0
3. Credit life (Line 21, Col. 6).....	.0	.0	.0	.0	.0
4. Group, excluding FEGLI/SGLI (Line 21, Col. 9 less Lines 43 & 44, Col. 4).....	.0	.0	.0	.0	.0
5. Industrial (Line 21, Col. 2).....	.0	.0	.0	.0	.0
6. FEGLI/SGLI (Lines 43 & 44, Col. 4).....	.0	.0	.0	.0	.0
7. Total (Line 21, Col. 10).....	76,076,944	80,088,374	83,975,727	.0	.0
<b>New Business Issued (Exhibit of Life Insurance)</b>					
8. Ordinary - whole life and endowment (Line 34, Col. 2).....	1,948	.0	2,126,963	.0	.0
9. Ordinary - term (Line 2, Col. 4, less Line 34, Col. 2).....	256,295	.0	21,472,834	.0	.0
10. Credit life (Line 2, Col. 6).....	.0	.0	.0	.0	.0
11. Group (Line 2, Col. 9).....	.0	.0	.0	.0	.0
12. Industrial (Line 2, Col. 2).....	.0	.0	.0	.0	.0
13. Total (Line 2, Col. 10).....	258,243	.0	23,599,797	.0	.0
<b>Premium Income - Lines of Business (Exhibit 1-Part 1)</b>					
14. Industrial life (Line 20.4, Col. 2).....	.0	.0	.0	.0	.0
15.1 Ordinary life insurance (Line 20.4, Col. 3).....	311,006,585	359,080,822	344,498,281	.0	.0
15.2 Ordinary individual annuities (Line 20.4, Col. 4).....	.0	.0	.0	.0	.0
16. Credit life (group and individual) (Line 20.4, Col. 5).....	.0	.0	.0	.0	.0
17.1 Group life insurance (Line 20.4, Col. 6).....	.0	.0	.0	.0	.0
17.2 Group annuities (Line 20.4, Col. 7).....	.0	.0	.0	.0	.0
18.1 A&H - group (Line 20.4, Col. 8).....	.0	.0	.0	.0	.0
18.2 A&H - credit (group and individual) (Line 20.4, Col. 9).....	.0	.0	.0	.0	.0
18.3 A&H - other (Line 20.4, Col. 10).....	.0	.0	.0	.0	.0
19. Aggregate of all other lines of business (Line 20.4, Col. 11).....	.0	.0	.0	.0	.0
20. Total.....	311,006,585	359,080,822	344,498,281	.0	.0
<b>Balance Sheet (Pages 2 and 3)</b>					
21. Total admitted assets excluding Separate Accounts business (Page 2, Line 26, Col. 3).....	1,784,269,992	1,429,643,314	1,108,447,704	.0	.0
22. Total liabilities excluding Separate Accounts business (Page 3, Line 26).....	1,650,854,203	1,296,688,696	994,770,411	.0	.0
23. Aggregate life reserves (Page 3, Line 1).....	1,617,372,848	1,260,911,006	874,621,678	.0	.0
24. Aggregate A&H reserves (Page 3, Line 2).....	.0	.0	.0	.0	.0
25. Deposit-type contract funds (Page 3, Line 3).....	.0	.0	.0	.0	.0
26. Asset valuation reserve (Page 3, Line 24.01).....	367,363	286,959	193,725	.0	.0
27. Capital (Page 3, Lines 29 & 30).....	2,500,000	2,500,000	2,500,000	.0	.0
28. Surplus (Page 3, Line 37).....	130,915,789	130,454,618	111,177,293	.0	.0
<b>Cash Flow (Page 5)</b>					
29. Net Cash from operations (Line 11).....	(179,254)	20,599,943	(50,463,914)	.0	.0
<b>Risk-Based Capital Analysis</b>					
30. Total adjusted capital.....	133,783,152	133,241,577	113,871,018	.0	.0
31. Authorized control level risk-based capital.....	25,858,129	26,687,636	27,595,352	.0	.0
<b>Percentage Distribution of Cash, Cash Equivalents and Invested Assets (Page 2, Col. 3) (Line No. /Page 2, Line 12, Col. 3) x 100.0</b>					
32. Bonds (Line 1).....	90.7	45.7	88.4	0.0	0.0
33. Stocks (Lines 2.1 and 2.2).....	0.0	0.0	0.0	0.0	0.0
34. Mortgage loans on real estate (Lines 3.1 and 3.2).....	0.0	0.0	0.0	0.0	0.0
35. Real estate (Line 4.1, 4.2 and 4.3).....	0.0	0.0	0.0	0.0	0.0
36. Cash, cash equivalents and short-term investments (Line 5).....	9.3	54.3	11.6	0.0	0.0
37. Contract loans (Line 6).....	0.0	0.0	0.0	0.0	0.0
38. Derivatives (Line 7).....	0.0	0.0	0.0	0.0	0.0
39. Other invested assets (Line 8).....	0.0	0.0	0.0	0.0	0.0
40. Receivables for securities (Line 9).....	0.0	0.0	0.0	0.0	0.0
41. Securities lending reinvested collateral assets (Line 10).....	0.0	0.0	0.0	0.0	0.0
42. Aggregate write-ins for invested assets (Line 11).....	0.0	0.0	0.0	0.0	0.0
43. Cash, cash equivalents and invested assets (Line 12).....	100.0	100.0	100.0	0.0	0.0

## FIVE-YEAR HISTORICAL DATA

(continued)

	1 2016	2 2015	3 2014	4 2013	5 2012
<b>Investments in Parent, Subsidiaries and Affiliates</b>					
44. Affiliated bonds (Sch. D Summary, Line 12 Col. 1).....	0	0	0	0	0
45. Affiliated preferred stocks (Sch. D Summary, Line 18 Col. 1).....	0	0	0	0	0
46. Affiliated common stocks (Sch. D Summary, Line 24 Col. 1).....	0	0	0	0	0
47. Affiliated short-term investments (subtotal included in Sch. DA, Verif. Col. 5, Line 10).....	0	0	0	0	0
48. Affiliated mortgage loans on real estate .....	0	0	0	0	0
49. All other affiliated.....	0	0	0	0	0
50. Total of above Lines 44 to 49.....	0	0	0	0	0
51. Total investment in parent included in Lines 44 to 49 above.....	0	0	0	0	0
<b>Total Nonadmitted and Admitted Assets</b>					
52. Total nonadmitted assets (Page 2, Line 28, Col. 2).....	307,369,410	271,238,899	100,000,000	0	0
53. Total admitted assets (Page 2, Line 28, Col. 3).....	1,784,269,992	1,429,643,314	1,108,447,704	0	0
<b>Investment Data</b>					
54. Net investment income (Exhibit of Net Investment Income).....	3,183,234	3,138,473	1,756,708	0	0
55. Realized capital gains (losses) (Page 4, Line 34, Column 1).....	(7,600)	180,231	552	0	0
56. Unrealized capital gains (losses) (Page 4, Line 38, Column 1).....	0	0	0	0	0
57. Total of above Lines 54, 55 and 56.....	3,175,634	3,318,704	1,757,260	0	0
<b>Benefits and Reserve Increase (Page 6)</b>					
58. Total contract benefits - life (Lines 10, 11, 12, 13, 14 and 15 Col. 1 minus Lines 10, 11, 12, 13, 14 and 15, Cols. 9, 10 & 11).....	93,871,590	62,858,792	54,897,007	0	0
59. Total contract benefits - A&H (Lines 13 & 14, Cols. 9, 10 & 11).....	0	0	0	0	0
60. Increase in life reserves - other than group and annuities (Line 19, Cols. 2 & 3).....	356,461,842	291,431,552	874,621,678	0	0
61. Increase in A&H reserves (Line 19, Cols. 9, 10 & 11).....	0	0	0	0	0
62. Dividends to policyholders (Line 30, Col 1).....	0	0	0	0	0
<b>Operating Percentages</b>					
63. Insurance expense percent (Page 6, Col. 1, Lines 21, 22, & 23 less Line 6)/(Page 6 Col. 1, Line 1 plus Exhibit 7, Col. 2, Line 2) x 100.00.....	9.4	10.6	72.7	0.0	0.0
64. Lapse percent (ordinary only) [(Exhibit of Life Insurance, Col. 4, Lines 14 & 15) / 1/2 (Exhibit of Life Insurance, Col. 4, Lines 1 & 21)] x 100.00.....	5.2	6.4	6.6	0.0	0.0
65. A&H loss percent (Schedule H, Part 1, Lines 5 & 6, Col. 2).....	0.0	0.0	0.0	0.0	0.0
66. A&H cost containment percent (Schedule H, Part 1, Line 4, Col. 2).....	0.0	0.0	0.0	0.0	0.0
67. A&H expense percent excluding cost containment expenses (Schedule H, Part 1, Line 10, Col. 2).....	0.0	0.0	0.0	0.0	0.0
<b>A&amp;H Claim Reserve Adequacy</b>					
68. Incurred losses on prior years' claims - group health (Sch. H, Part 3, Line 3.1, Col. 2).....	0	0	0	0	0
69. Prior years' claim liability and reserve - group health (Sch. H, Part 3, Line 3.2, Col. 2).....	0	0	0	0	0
70. Incurred losses on prior years' claims - health other than group (Sch. H, Part 3, Line 3.1, Col. 1 less Col. 2).....	0	0	0	0	0
71. Prior years' claim liability and reserve - health other than group (Sch. H, Part 3, Line 3.2, Col. 1 less Col. 2).....	0	0	0	0	0
<b>Net Gains From Operations After Federal Income Taxes by Lines of Business (Page 6, Line 33)</b>					
72. Industrial life (Col. 2).....	0	0	0	0	0
73. Ordinary - life (Col. 3).....	(155,489,059)	(24,452,051)	(838,080,562)	0	0
74. Ordinary - individual annuities (Col. 4).....	0	0	0	0	0
75. Ordinary - supplementary contracts (Col. 5).....	0	0	0	0	0
76. Credit life (Col. 6).....	0	0	0	0	0
77. Group life (Col. 7).....	0	0	0	0	0
78. Group annuities (Col. 8).....	0	0	0	0	0
79. A&H - group (Col. 9).....	0	0	0	0	0
80. A&H - credit (Col. 10).....	0	0	0	0	0
81. A&H - other (Col. 11).....	0	0	0	0	0
82. Aggregate of all other lines of business (Col. 12).....	2,939,548	2,625,302	0	0	0
83. Total (Col. 1).....	(152,549,511)	(21,826,749)	(838,080,562)	0	0

NOTE: If a party to a merger, have the two most recent years of this exhibit been restated due to a merger in compliance with the disclosure requirements of SSAP No. 3, Accounting Changes and Correction of Errors?

Yes [ ] No [ ]

If no, please explain:



DIRECT BUSINESS IN GRAND TOTAL DURING THE YEAR  
 NAIC Group Code....0468 NAIC Company Code....00000

**LIFE INSURANCE**

	1 Ordinary	2 Credit Life (Group and Individual)	3 Group	4 Industrial	5 Total
<b>DIRECT PREMIUMS AND ANNUITY CONSIDERATIONS</b>					
1. Life insurance.....	0	0	0	0	0
2. Annuity considerations.....	0	0	0	0	0
3. Deposit-type contract funds.....	0	XXX	0	XXX	0
4. Other considerations.....	0	0	0	0	0
5. Totals (Sum of Lines 1 to 4).....	0	0	0	0	0
<b>DIRECT DIVIDENDS TO POLICYHOLDERS</b>					
<b>Life insurance:</b>					
6.1 Paid in cash or left on deposit.....	0	0	0	0	0
6.2 Applied to pay renewal premiums.....	0	0	0	0	0
6.3 Applied to provide paid-up additions or shorten the endowment or premium-paying period.....	0	0	0	0	0
6.4 Other.....	0	0	0	0	0
6.5 Totals (Sum of Lines 6.1 to 6.4).....	0	0	0	0	0
<b>Annuities:</b>					
7.1 Paid in cash or left on deposit.....	0	0	0	0	0
7.2 Applied to provide paid-up annuities.....	0	0	0	0	0
7.3 Other.....	0	0	0	0	0
7.4 Totals (Sum of Lines 7.1 to 7.3).....	0	0	0	0	0
8. Grand Totals (Lines 6.5 + 7.4).....	0	0	0	0	0
<b>DIRECT CLAIMS AND BENEFITS PAID</b>					
9. Death benefits.....	0	0	0	0	0
10. Matured endowments.....	0	0	0	0	0
11. Annuity benefits.....	0	0	0	0	0
12. Surrender values and withdrawals for life contracts.....	0	0	0	0	0
13. Aggregate write-ins for miscellaneous direct claims and benefits paid.....	0	0	0	0	0
14. All other benefits, except accident and health.....	0	0	0	0	0
15. Totals.....	0	0	0	0	0

**NONE**

**DETAILS OF WRITE-INS**

	1	2	3	4	5	6	7	8	9	10
1301. ....	0	0	0	0	0	0	0	0	0	0
1302. ....	0	0	0	0	0	0	0	0	0	0
1303. ....	0	0	0	0	0	0	0	0	0	0
1398. Summary of remaining write-ins for Line 13 from overflow page.....	0	0	0	0	0	0	0	0	0	0
1399. Total (Lines 1301 through 1303 plus 1398)(Line 13 above).....	0	0	0	0	0	0	0	0	0	0

	Ordinary		Credit Life (Group and Individual)		Group		Industrial		Total	
	1 No.	2 Amount	3 No. of Ind. Pol. & Gr. Certifs.	4 Amount	5 No. of Certifs.	6 Amount	7 No.	8 Amount	9 No.	10 Amount
<b>DIRECT DEATH BENEFITS AND MATURED ENDOWMENTS INCURRED</b>										
16. Unpaid December 31, prior year.....	0	0	0	0	0	0	0	0	0	0
17. Incurred during current year.....	0	0	0	0	0	0	0	0	0	0
<b>Settled during current year:</b>										
18.1 By payment in full.....	0	0	0	0	0	0	0	0	0	0
18.2 By payment on compromised claims.....	0	0	0	0	0	0	0	0	0	0
18.3 Totals paid.....	0	0	0	0	0	0	0	0	0	0
18.4 Reduction by compromise.....	0	0	0	0	0	0	0	0	0	0
18.5 Amount rejected.....	0	0	0	0	0	0	0	0	0	0
18.6 Total settlements.....	0	0	0	0	0	0	0	0	0	0
19. Unpaid Dec. 31, current year (Lines 16 + 17 - 18.6).....	0	0	0	0	0	0	0	0	0	0
<b>POLICY EXHIBIT</b>										
20. In force December 31, prior year.....	0	0	0	(a).....0	0	0	0	0	0	0
21. Issued during year.....	0	0	0	0	0	0	0	0	0	0
22. Other changes to in force (Net).....	0	0	0	0	0	0	0	0	0	0
23. In force December 31 of current year.....	0	0	0	(a).....0	0	0	0	0	0	0

**NONE**

(a) Includes Individual Credit Life Insurance, prior year \$.....0 current year \$.....0.  
 Includes Group Credit Life Insurance Loans less than or equal to 60 months at issue, prior year \$.....0 current year \$.....0.  
 Loans greater than 60 months at issue BUT NOT GREATER THAN 120 MONTHS, prior year \$.....0 current year \$.....0.

**ACCIDENT AND HEALTH INSURANCE**

	1 Direct Premiums	2 Direct Premiums Earned	3 Dividends Paid Or Credited on Direct Business	4 Direct Losses Paid	5 Direct Losses Incurred
24. Group policies (b).....	0	0	0	0	0
24.1 Federal Employee Health Benefits Plan premium (b).....	0	0	0	0	0
24.2 Credit (group and individual).....	0	0	0	0	0
24.3 Collectively renewable policies (b).....	0	0	0	0	0
24.4 Medicare Title XVIII exempt from state taxes or fees.....	0	0	0	0	0
<b>Other Individual Policies:</b>					
25.1 Non-cancelable (b).....	0	0	0	0	0
25.2 Guaranteed renewable (b).....	0	0	0	0	0
25.3 Non-renewable for stated reasons only (b).....	0	0	0	0	0
25.4 Other accident only.....	0	0	0	0	0
25.5 All other (b).....	0	0	0	0	0
25.6 Totals (Sum of Lines 25.1 to 25.5).....	0	0	0	0	0
26. Totals (Lines 24 + 24.1 + 24.2 + 24.3 + 24.4 + 25.6).....	0	0	0	0	0

**NONE**

(b) For health business on indicated lines report: Number of persons insured under PPO managed products.....0 and number of persons insured under indemnity only products.....0.

## EXHIBIT OF LIFE INSURANCE

	Industrial		Ordinary		Credit Life (Group and Individual)		Group			10 Total Amount of Insurance (a)
	1 Number of Policies	2 Amount of Insurance (a)	3 Number of Policies	4 Amount of Insurance (a)	5 Number of Individual Policies and Group Certificates	6 Amount of Insurance (a)	Number of		9 Amount of Insurance (a)	
							7 Policies	8 Certificates		
1. In force end of prior year.....	.0	.0	227,040	80,088,374	.0	.0	.0	.0	.0	80,088,374
2. Issued during year.....	.0	.0	632	258,243	.0	.0	.0	.0	.0	258,243
3. Reinsurance assumed.....	.0	.0	.0	.0	.0	.0	.0	.0	.0	.0
4. Revived during year.....	.0	.0	.0	.0	.0	.0	.0	.0	.0	.0
5. Increased during year (net).....	.0	.0	.0	.0	.0	.0	.0	.0	.0	.0
6. Subtotals, Lines 2 to 5.....	.0	.0	632	258,243	.0	.0	.0	.0	.0	258,243
7. Additions by dividends during year.....	.XXX	.0	.XXX	.0	.XXX	.0	.XXX	.XXX	.0	.0
8. Aggregate write-ins for increases.....	.0	.0	.0	.0	.0	.0	.0	.0	.0	.0
9. Totals (Lines 1 and 6 to 8).....	.0	.0	227,672	80,346,617	.0	.0	.0	.0	.0	80,346,617
<b>Deductions during year:</b>										
10. Death.....	.0	.0	441	95,702	.0	.0	.XXX	.0	.0	95,702
11. Maturity.....	.0	.0	.0	.0	.0	.0	.XXX	.0	.0	.0
12. Disability.....	.0	.0	.0	.0	.0	.0	.XXX	.0	.0	.0
13. Expiry.....	.0	.0	.0	.0	.0	.0	.0	.0	.0	.0
14. Surrender.....	.0	.0	2,646	803,171	.0	.0	.0	.0	.0	803,171
15. Lapse.....	.0	.0	10,111	3,237,205	.0	.0	.0	.0	.0	3,237,205
16. Conversion.....	.0	.0	54	16,394	.0	.0	.XXX	.XXX	.XXX	16,394
17. Decreased (net).....	.0	.0	.0	117,201	.0	.0	.0	.0	.0	117,201
18. Reinsurance.....	.0	.0	.0	.0	.0	.0	.0	.0	.0	.0
19. Aggregate write-ins for decreases.....	.0	.0	.0	.0	.0	.0	.0	.0	.0	.0
20. Totals (Lines 10 to 19).....	.0	.0	13,252	4,269,673	.0	.0	.0	.0	.0	4,269,673
21. In force end of year (Line 9 minus Line 20).....	.0	.0	214,420	76,076,944	.0	.0	.0	.0	.0	76,076,944
22. Reinsurance ceded end of year.....	.XXX	.0	.XXX	.0	.XXX	.0	.XXX	.XXX	.0	.0
23. Line 21 minus Line 22.....	.XXX	.0	.XXX	76,076,944	.XXX	(b)	.XXX	.XXX	.0	76,076,944

25

### DETAILS OF WRITE-INS

0801. ....	.0	.0	.0	.0	.0	.0	.0	.0	.0	.0
0802. ....	.0	.0	.0	.0	.0	.0	.0	.0	.0	.0
0803. ....	.0	.0	.0	.0	.0	.0	.0	.0	.0	.0
0898. Summary of remaining write-ins for Line 8 from overflow page	.0	.0	.0	.0	.0	.0	.0	.0	.0	.0
0899. Totals (Lines 0801 through 0803 plus 0898) (Line 8 above).....	.0	.0	.0	.0	.0	.0	.0	.0	.0	.0
1901. ....	.0	.0	.0	.0	.0	.0	.0	.0	.0	.0
1902. ....	.0	.0	.0	.0	.0	.0	.0	.0	.0	.0
1903. ....	.0	.0	.0	.0	.0	.0	.0	.0	.0	.0
1998. Summary of remaining write-ins for Line 19 from overflow page	.0	.0	.0	.0	.0	.0	.0	.0	.0	.0
1999. Totals (Lines 1901 through 1903 plus 1998) (Line 19 above).....	.0	.0	.0	.0	.0	.0	.0	.0	.0	.0

(a) Amounts of life insurance in this exhibit shall be shown in thousands (omit 000).

(b) Group \$.000; Individual \$.000.

## EXHIBIT OF LIFE INSURANCE (continued)

### ADDITIONAL INFORMATION ON INSURANCE IN FORCE END OF YEAR

	Industrial		Ordinary	
	1 Number of Policies	2 Amount of Insurance (a)	3 Number of Policies	4 Amount of Insurance (a)
24. Additions by dividends.....	XXX	0	XXX	0
25. Other paid-up insurance.....	0	0	0	0
26. Debit ordinary insurance.....	XXX	XXX	0	0

### ADDITIONAL INFORMATION ON ORDINARY INSURANCE

Term Insurance Excluding Extended Term Insurance	Issued During Year (Included in Line 2)		In Force End of Year (Included in Line 21)	
	1 Number of Policies	2 Amount of Insurance (a)	3 Number of Policies	4 Amount of Insurance (a)
27. Term policies-decreasing.....	0	0	0	0
28. Term policies-other.....	621	256,295	197,774	71,233,298
29. Other term insurance-decreasing.....	XXX	0	XXX	0
30. Other term insurance.....	XXX	0	XXX	0
31. Totals (Lines 27 to 30).....	621	256,295	197,774	71,233,298
Reconciliation to Lines 2 and 21:				
32. Term additions.....	XXX	0	XXX	0
33. Totals, extended term insurance.....	XXX	XXX	0	0
34. Totals, whole life and endowment.....	11	1,948	16,646	4,843,646
35. Totals (Lines 31 to 34).....	632	258,243	214,420	76,076,944

### CLASSIFICATION OF AMOUNT OF INSURANCE (a) BY PARTICIPATING STATUS

	Issued During Year (Included in Line 2)		In Force End of Year (Included in Line 21)	
	1 Non-Participating	2 Participating	3 Non-Participating	4 Participating
36. Industrial.....	0	0	0	0
37. Ordinary.....	258,243	0	76,076,944	0
38. Credit Life (Group and Individual).....	0	0	0	0
39. Group.....	0	0	0	0
40. Totals (Lines 36 to 39).....	258,243	0	76,076,944	0

### ADDITIONAL INFORMATION ON CREDIT LIFE AND GROUP INSURANCE

	Credit Life		Group	
	1 Number of Individual Policies and Group Certificates	2 Amount of Insurance (a)	3 Number of Certificates	4 Amount of Insurance (a)
41. Amount of insurance included in Line 2 ceded to other companies.....	XXX	0	XXX	0
42. Number in force end of year if the number under shared groups is counted on a pro-rata basis.....	0	XXX	0	XXX
43. Federal Employees' Group Life Insurance included in Line 21.....	0	0	0	0
44. Servicemen's Group Life Insurance included in Line 21.....	0	0	0	0
45. Group Permanent Insurance included in Line 21.....	0	0	0	0

### ADDITIONAL ACCIDENTAL DEATH BENEFITS

46. Amount of additional accidental death benefits in force end of year under ordinary policies (a).....	0
--	---

### BASIS OF CALCULATION OF ORDINARY TERM INSURANCE

47. State basis of calculation of (47.1) decreasing term insurance contained in Family Income, Mortgage Protection, etc., policies and riders and of (47.2) term insurance on wife and children under Family, Parent and Children, etc., policies and riders included above.
47.1 _____
47.2 _____

### POLICIES WITH DISABILITY PROVISIONS

Disability Provision	Industrial		Ordinary		Credit		Group	
	1 Number of Policies	2 Amount of Insurance (a)	3 Number of Policies	4 Amount of Insurance (a)	5 Number of Policies	6 Amount of Insurance (a)	7 Number of Certificates	8 Amount of Insurance (a)
48. Waiver of Premium.....	0	0	0	0	0	0	0	0
49. Disability Income.....	0	0	0	0	0	0	0	0
50. Extended Benefits.....	0	0	XXX	XXX	0	0	0	0
51. Other.....	0	0	0	0	0	0	0	0
52. Total.....	0	(b)	0	(b)	0	(b)	0	(b)

(a) Amounts of life insurance in this exhibit shall be shown in thousands (omit 000).

(b) See Paragraph 9 of the Annual Audited Financial Reports in the General section of the Annual Statement Instructions.

## EXHIBIT OF NUMBER OF POLICIES, CONTRACTS, CERTIFICATES, INCOME PAYABLE AND ACCOUNT VALUES IN FORCE FOR SUPPLEMENTARY CONTRACTS, ANNUITIES, ACCIDENT & HEALTH AND OTHER POLICIES

### SUPPLEMENTARY CONTRACTS

	Ordinary		Group	
	1 Involving Life Contingencies	2 Not Involving Life Contingencies	3 Involving Life Contingencies	4 Not Involving Life Contingencies
1. In force end of prior year.....	.0	.0	.0	.0
2. Issued during year.....	.0	.0	.0	.0
3. Reinsurance assumed.....	.0	.0	.0	.0
4. Increased during year (net).....	.0	.0	.0	.0
5. Total (Lines 1 to 4).....	.0	.0	.0	.0
Deductions during year:				
6. Decreased (net).....	.0	.0	.0	.0
7. Reinsurance ceded.....	.0	.0	.0	.0
8. Totals (Lines 6 and 7).....	.0	.0	.0	.0
9. In force end of year.....	.0	.0	.0	.0
10. Amount on deposit.....	.0	(a).....0	.0	(a).....0
11. Income now payable.....	.0	.0	.0	.0
12. Amount of income payable.....	(a).....0	(a).....0	(a).....0	(a).....0

### ANNUITIES

	Ordinary		Group	
	1 Immediate	2 Deferred	3 Contracts	4 Certificates
1. In force end of prior year.....	.0	.0	.0	.0
2. Issued during year.....	.0	.0	.0	.0
3. Reinsurance assumed.....	.0	.0	.0	.0
4. Increased during year (net).....	.0	.0	.0	.0
5. Total (Lines 1 to 4).....	.0	.0	.0	.0
Deductions during year:				
6. Decreased (net).....	.0	.0	.0	.0
7. Reinsurance ceded.....	.0	.0	.0	.0
8. Totals (Lines 6 and 7).....	.0	.0	.0	.0
9. In force end of year.....	.0	.0	.0	.0
Income now payable:				
10. Amount of income payable.....	(a).....0	<b>NONE</b>	.XXX.....	(a).....0
Deferred fully paid:				
11. Account balance.....	.XXX.....	(a).....0	.XXX.....	(a).....0
Deferred not fully paid:				
12. Account balance.....	.XXX.....	(a).....0	.XXX.....	(a).....0

### ACCIDENT AND HEALTH INSURANCE

	Group		Credit		Other	
	1 Certificates	2 Premiums in force	3 Policies	4 Premiums in force	5 Policies	6 Premiums in force
1. In force end of prior year.....	.0	.0	.0	.0	.0	.0
2. Issued during year.....	.0	.0	.0	.0	.0	.0
3. Reinsurance assumed.....	.0	.0	.0	.0	.0	.0
4. Increased during year (net).....	.0	.XXX.....	.0	.XXX.....	.0	.XXX.....
5. Total (Lines 1 to 4).....	.0	.XXX.....	.0	.XXX.....	.0	.XXX.....
Deductions during year:						
6. Conversions.....	.0	.XXX.....	.XXX.....	.XXX.....	.XXX.....	.XXX.....
7. Decreased (net).....	.0	.XXX.....	.0	.XXX.....	.0	.XXX.....
8. Reinsurance ceded.....	.0	.XXX.....	.0	.XXX.....	.0	.XXX.....
9. Totals (Lines 6 to 8).....	.0	.XXX.....	.0	.XXX.....	.0	.XXX.....
10. In force end of year.....	.0	(a).....0	.0	(a).....0	.0	(a).....0

### DEPOSIT FUNDS AND DIVIDEND ACCUMULATIONS

	1	2
	Deposit Funds Contracts	Dividend Accumulations Contracts
1. In force end of prior year.....	.0	.0
2. Issued during year.....	.0	.0
3. Reinsurance assumed.....	.0	.0
4. Increased during year (net).....	.0	.0
5. Total (Lines 1 to 4).....	.0	.0
Deductions during year:		
6. Decreased (net).....	.0	.0
7. Reinsurance ceded.....	.0	.0
8. Totals (Lines 6 and 7).....	.0	.0
9. In force end of year.....	.0	.0
10. Amount of account balance.....	(a).....0	(a).....0

(a) See Paragraph 9 of the Annual Audited Financial Reports in the General section of the Annual Statement Instructions.



# FORM FOR CALCULATING THE INTEREST MAINTENANCE RESERVE

## Interest Maintenance Reserve

	1 Amount
1. Reserve as of December 31, prior year.....	328,669
2. Current year's realized pre-tax capital gains/(losses) of \$..... 16,701 transferred into the reserve net of taxes of \$..... 5,845.....	10,856
3. Adjustment for current year's liability gains/(losses) released from the reserve.....	0
4. Balance before reduction for amount transferred to Summary of Operations (Line 1 + Line 2 + Line 3).....	339,525
5. Current year's amortization released to Summary of Operations (Amortization, Line 1, Column 4).....	56,707
6. Reserve as of December 31, current year (Line 4 minus Line 5).....	282,818

## Amortization

Year of Amortization	1 Reserve as of December 31, Prior Year	2 Current Year's Realized Capital Gains/(Losses) Transferred into the Reserve Net of Taxes	3 Adjustment for Current Year's Liability Gains/(Losses) Released from the Reserve	4 Balance Before Reduction for the Current Year's Amortization (Cols. 1 + 2 + 3)
1. 2016.....	56,121	586	0	56,707
2. 2017.....	54,288	1,205	0	55,493
3. 2018.....	47,863	1,259	0	49,122
4. 2019.....	41,290	1,303	0	42,593
5. 2020.....	34,324	1,357	0	35,681
6. 2021.....	27,843	1,422	0	29,266
7. 2022.....	23,128	1,303	0	24,431
8. 2023.....	18,059	1,042	0	19,101
9. 2024.....	12,776	760	0	13,536
10. 2025.....	7,509	467	0	7,976
11. 2026.....	4,580	152	0	4,732
12. 2027.....	3,605	0	0	3,605
13. 2028.....	2,484	0	0	2,484
14. 2029.....	1,314	0	0	1,314
15. 2030.....	205	0	0	205
16. 2031.....	(427)	0	0	(427)
17. 2032.....	(439)	0	0	(439)
18. 2033.....	(462)	0	0	(462)
19. 2034.....	(485)	0	0	(485)
20. 2035.....	(497)	0	0	(497)
21. 2036.....	(520)	0	0	(520)
22. 2037.....	(543)	0	0	(543)
23. 2038.....	(554)	0	0	(554)
24. 2039.....	(589)	0	0	(589)
25. 2040.....	(601)	0	0	(601)
26. 2041.....	(566)	0	0	(566)
27. 2042.....	(450)	0	0	(450)
28. 2043.....	(323)	0	0	(323)
29. 2044.....	(196)	0	0	(196)
30. 2045.....	(69)	0	0	(69)
31. 2046 and Later.....	0	0	0	0
32. Total (Lines 1 to 31).....	328,669	10,856	0	339,525

## ASSET VALUATION RESERVE

	Default Component			Equity Component			7 Total Amount (Cols. 3 + 6)
	1 Other Than Mortgage Loans	2 Mortgage Loans	3 Total (Cols. 1 + 2)	4 Common Stock	5 Real Estate and Other Invested Assets	6 Total (Cols. 4 + 5)	
1. Reserve as of December 31, prior year.....	286,959	0	286,959	0	0	0	286,959
2. Realized capital gains/(losses) net of taxes - General Account.....	0	0	0	0	0	0	0
3. Realized capital gains/(losses) net of taxes - Separate Accounts.....	0	0	0	0	0	0	0
4. Unrealized capital gains/(losses) - net of deferred taxes - General Account.....	0	0	0	0	0	0	0
5. Unrealized capital gains/(losses) - net of deferred taxes - Separate Accounts.....	0	0	0	0	0	0	0
6. Capital gains credited/(losses charged) to contract benefits, payments or reserves.....	0	0	0	0	0	0	0
7. Basic contribution.....	82,500	0	82,500	0	0	0	82,500
8. Accumulated balances (Lines 1 through 5, minus 6 plus 7).....	369,459	0	369,459	0	0	0	369,459
9. Maximum reserve.....	500,540	0	500,540	0	0	0	500,540
10. Reserve objective.....	358,978	0	358,978	0	0	0	358,978
11. 20% of (Line 10 minus Line 8).....	(2,096)	0	(2,096)	0	0	0	(2,096)
12. Balance before transfers (Lines 8 + 11).....	367,362	0	367,362	0	0	0	367,362
13. Transfers.....	0	0	0	0	0	0	0
14. Voluntary contribution.....	0	0	0	0	0	0	0
15. Adjustment down to maximum/up to zero.....	0	0	0	0	0	0	0
16. Reserve as of December 31, current year (Lines 12 + 13 + 14 + 15).....	367,362	0	367,362	0	0	0	367,362

## ASSET VALUATION RESERVE

Basic Contribution, Reserve Objective and Maximum Reserve Calculations  
Default Component

Line Number	NAIC Designation	Description	1	2	3	4	Basic Contribution		Reserve Objective		Maximum Reserve	
			Book/Adjusted Carrying Value	Reclassify Related Party Encumbrances	Add Third Party Encumbrances	Balance for AVR Reserve Calculations (Cols. 1 + 2 + 3)	5 Factor	6 Amount (Cols. 4 x 5)	7 Factor	8 Amount (Cols. 4 x 7)	9 Factor	10 Amount (Cols. 4 x 9)
<b>LONG-TERM BONDS</b>												
1		Exempt obligations.....	0	.XXX	.XXX	0	0.0000	0	0.0000	0	0.0000	0
2	1	Highest quality.....	99,295,798	.XXX	.XXX	99,295,798	0.0004	39,718	0.0023	228,380	0.0030	297,887
3	2	High quality.....	22,516,973	.XXX	.XXX	22,516,973	0.0019	42,782	0.0058	130,598	0.0090	202,653
4	3	Medium quality.....	0	.XXX	.XXX	0	0.0093	0	0.0230	0	0.0340	0
5	4	Low quality.....	0	.XXX	.XXX	0	0.0213	0	0.0530	0	0.0750	0
6	5	Lower quality.....	0	.XXX	.XXX	0	0.0432	0	0.1100	0	0.1700	0
7	6	In or near default.....	0	.XXX	.XXX	0	0.0000	0	0.2000	0	0.2000	0
8		Total unrated multi-class securities acquired by conversion.....	0	.XXX	.XXX	0	.XXX	0	.XXX	0	.XXX	0
9		Total long-term bonds (sum of Lines 1 through 8).....	121,812,771	.XXX	.XXX	121,812,771	.XXX	82,501	.XXX	358,979	.XXX	500,540
<b>PREFERRED STOCKS</b>												
10	1	Highest quality.....	0	.XXX	.XXX	0	0.0004	0	0.0023	0	0.0030	0
11	2	High quality.....	0	.XXX	.XXX	0	0.0019	0	0.0058	0	0.0090	0
12	3	Medium quality.....	0	.XXX	.XXX	0	0.0093	0	0.0230	0	0.0340	0
13	4	Low quality.....	0	.XXX	.XXX	0	0.0213	0	0.0530	0	0.0750	0
14	5	Lower quality.....	0	.XXX	.XXX	0	0.0432	0	0.1100	0	0.1700	0
15	6	In or near default.....	0	.XXX	.XXX	0	0.0000	0	0.2000	0	0.2000	0
16		Affiliated life with AVR.....	0	.XXX	.XXX	0	0.0000	0	0.0000	0	0.0000	0
17		Total preferred stocks (sum of Lines 10 through 16).....	0	.XXX	.XXX	0	.XXX	0	.XXX	0	.XXX	0
<b>SHORT-TERM BONDS</b>												
18		Exempt obligations.....	12,483,384	.XXX	.XXX	12,483,384	0.0000	0	0.0000	0	0.0000	0
19	1	Highest quality.....	0	.XXX	.XXX	0	0.0004	0	0.0023	0	0.0030	0
20	2	High quality.....	0	.XXX	.XXX	0	0.0019	0	0.0058	0	0.0090	0
21	3	Medium quality.....	0	.XXX	.XXX	0	0.0093	0	0.0230	0	0.0340	0
22	4	Low quality.....	0	.XXX	.XXX	0	0.0213	0	0.0530	0	0.0750	0
23	5	Lower quality.....	0	.XXX	.XXX	0	0.0432	0	0.1100	0	0.1700	0
24	6	In or near default.....	0	.XXX	.XXX	0	0.0000	0	0.2000	0	0.2000	0
25		Total short-term bonds (sum of Lines 18 through 24).....	12,483,384	.XXX	.XXX	12,483,384	.XXX	0	.XXX	0	.XXX	0
<b>DERIVATIVE INSTRUMENTS</b>												
26		Exchange traded.....	0	.XXX	.XXX	0	0.0004	0	0.0023	0	0.0030	0
27	1	Highest quality.....	0	.XXX	.XXX	0	0.0004	0	0.0023	0	0.0030	0
28	2	High quality.....	0	.XXX	.XXX	0	0.0019	0	0.0058	0	0.0090	0
29	3	Medium quality.....	0	.XXX	.XXX	0	0.0093	0	0.0230	0	0.0340	0
30	4	Low quality.....	0	.XXX	.XXX	0	0.0213	0	0.0530	0	0.0750	0
31	5	Lower quality.....	0	.XXX	.XXX	0	0.0432	0	0.1100	0	0.1700	0
32	6	In or near default.....	0	.XXX	.XXX	0	0.0000	0	0.2000	0	0.2000	0
33		Total derivative instruments.....	0	.XXX	.XXX	0	.XXX	0	.XXX	0	.XXX	0
34		Total (Lines 9 + 17 + 25 + 33).....	134,296,155	.XXX	.XXX	134,296,155	.XXX	82,501	.XXX	358,979	.XXX	500,540

## ASSET VALUATION RESERVE (continued)

Basic Contribution, Reserve Objective and Maximum Reserve Calculations

### Default Component

Line Number	NAIC Designation	Description	Default Component				Basic Contribution		Reserve Objective		Maximum Reserve	
			1 Book/Adjusted Carrying Value	2 Reclassify Related Party Encumbrances	3 Add Third Party Encumbrances	4 Balance for AVR Reserve Calculations (Cols. 1 + 2 + 3)	5 Factor	6 Amount (Cols. 4 x 5)	7 Factor	8 Amount (Cols. 4 x 7)	9 Factor	10 Amount (Cols. 4 x 9)
<b>MORTGAGE LOANS</b>												
In good standing:												
35		Farm mortgages - CM1 - highest quality.....	0	0	XXX	0	0.0010	0	0.0050	0	0.0065	0
36		Farm mortgages - CM2 - high quality.....	0	0	XXX	0	0.0035	0	0.0100	0	0.0130	0
37		Farm mortgages - CM3 - medium quality.....	0	0	XXX	0	0.0060	0	0.0175	0	0.0225	0
38		Farm mortgages - CM4 - low medium quality.....	0	0	XXX	0	0.0105	0	0.0300	0	0.0375	0
39		Farm mortgages - CM5 - low quality.....	0	0	XXX	0	0.0160	0	0.0425	0	0.0550	0
40		Residential mortgages-insured or guaranteed.....	0	0	XXX	0	0.0003	0	0.0006	0	0.0010	0
41		Residential mortgages-all other.....	0	0	XXX	0	0.0013	0	0.0030	0	0.0040	0
42		Commercial mortgages-insured or guaranteed.....	0	0	XXX	0	0.0003	0	0.0006	0	0.0010	0
43		Commercial mortgages-all other - CM1 - highest quality.....	0	0	XXX	0	0.0010	0	0.0050	0	0.0065	0
44		Commercial mortgages-all other - CM2 - high quality.....	0	0	XXX	0	0.0035	0	0.0100	0	0.0130	0
45		Commercial mortgages-all other - CM3 - medium quality.....	0	0	XXX	0	0.0060	0	0.0175	0	0.0225	0
46		Commercial mortgages-all other - CM4 - low medium quality.....	0	0	XXX	0	0.0105	0	0.0300	0	0.0375	0
47		Commercial mortgages-all other - CM5 - low quality.....	0	0	XXX	0	0.0160	0	0.0425	0	0.0550	0
Overdue, not in process:												
48		Farm mortgages.....	0	0	XXX	0	0.0420	0	0.0760	0	0.1200	0
49		Residential mortgages-insured or guaranteed.....	0	0	XXX	0	0.0005	0	0.0012	0	0.0020	0
50		Residential mortgages-all other.....	0	0	XXX	0	0.0025	0	0.0058	0	0.0090	0
51		Commercial mortgages-insured or guaranteed.....	0	0	XXX	0	0.0005	0	0.0012	0	0.0020	0
52		Commercial mortgages-all other.....	0	0	XXX	0	0.0420	0	0.0760	0	0.1200	0
In process of foreclosure:												
53		Farm mortgages.....	0	0	XXX	0	0.0000	0	0.1700	0	0.1700	0
54		Residential mortgages-insured or guaranteed.....	0	0	XXX	0	0.0000	0	0.0040	0	0.0040	0
55		Residential mortgages-all other.....	0	0	XXX	0	0.0000	0	0.0130	0	0.0130	0
56		Commercial mortgages-insured or guaranteed.....	0	0	XXX	0	0.0000	0	0.0040	0	0.0040	0
57		Commercial mortgages-all other.....	0	0	XXX	0	0.0000	0	0.1700	0	0.1700	0
58		Total Schedule B mortgages (sum of Lines 35 through 57).....	0	0	XXX	0	XXX	0	XXX	0	XXX	0
59		Schedule DA mortgages.....	0	0	XXX	0	0.0030	0	0.0100	0	0.0130	0
60		Total mortgage loans on real estate (Lines 58 + 59).....	0	0	XXX	0	XXX	0	XXX	0	XXX	0

NONE

## ASSET VALUATION RESERVE

Basic Contribution, Reserve Objective and Maximum Reserve Calculations  
Equity and Other Invested Asset Component

Line Number	NAIC Designation	Description	1 Book/Adjusted Carrying Value	2 Reclassify Related Party Encumbrances	3 Add Third Party Encumbrances	4 Balance for AVR Reserve Calculations (Cols. 1 + 2 + 3)	Basic Contribution		Reserve Objective		Maximum Reserve	
							5 Factor	6 Amount (Cols. 4 x 5)	7 Factor	8 Amount (Cols. 4 x 7)	9 Factor	10 Amount (Cols. 4 x 9)
<b>COMMON STOCK</b>												
1		Unaffiliated public.....	.0	XXX	XXX	.0	0.0000	.0	(a).....0.0000	.0	(a).....0.2000	.0
2		Unaffiliated private.....	.0	XXX	XXX	.0	0.0000	.0	.0.1600	.0	.0.1600	.0
3		Federal Home Loan Bank.....	.0	XXX	XXX	.0	0.0000	.0	.0.0050	.0	.0.0080	.0
4		Affiliated life with AVR.....	.0	XXX	XXX	.0	0.0000	.0	.0.0000	.0	.0.0000	.0
Affiliated Investment Subsidiary:												
5		Fixed income exempt obligations.....	.0	.0	.0	.0	XXX	.0	XXX	.0	XXX	.0
6		Fixed income highest quality.....	.0	.0	.0	.0	XXX	.0	XXX	.0	XXX	.0
7		Fixed income high quality.....	.0	.0	.0	.0	XXX	.0	XXX	.0	XXX	.0
8		Fixed income medium quality.....	.0	.0	.0	.0	XXX	.0	XXX	.0	XXX	.0
9		Fixed income low quality.....	.0	.0	.0	.0	XXX	.0	XXX	.0	XXX	.0
10		Fixed income lower quality.....	.0	.0	.0	.0	XXX	.0	XXX	.0	XXX	.0
11		Fixed income in or near default.....	.0	.0	.0	.0	XXX	.0	XXX	.0	XXX	.0
12		Unaffiliated common stock public.....	.0	.0	.0	.0	0.0000	.0	(a).....0.0000	.0	(a).....0.2000	.0
13		Unaffiliated common stock private.....	.0	.0	.0	.0	0.0000	.0	.0.1600	.0	.0.1600	.0
14		Real estate.....	.0	.0	.0	.0	(b).....0.0000	.0	(b).....0.0750	.0	(b).....0.0750	.0
15		Affiliated - certain other (see SVO Purposes and Procedures Manual).....	.0	XXX	XXX	.0	0.0000	.0	.0.1300	.0	.0.1300	.0
16		Affiliated - all other.....	.0	XXX	XXX	.0	0.0000	.0	.0.1600	.0	.0.1600	.0
17		Total common stock (sum of Lines 1 through 16).....	.0	.0	.0	.0	XXX	.0	XXX	.0	XXX	.0
<b>REAL ESTATE</b>												
18		Home office property (General Account only).....	.0	.0	.0	.0	0.0000	.0	.0.0750	.0	.0.0750	.0
19		Investment properties.....	.0	.0	.0	.0	0.0000	.0	.0.0750	.0	.0.0750	.0
20		Properties acquired in satisfaction of debt.....	.0	.0	.0	.0	0.0000	.0	.0.1100	.0	.0.1100	.0
21		Total real estate (sum of Lines 18 through 20).....	.0	.0	.0	.0	XXX	.0	XXX	.0	XXX	.0
<b>OTHER INVESTED ASSETS</b>												
<b>INVESTMENTS WITH THE UNDERLYING CHARACTERISTICS OF BONDS</b>												
22		Exempt obligations.....	.0	XXX	XXX	.0	0.0000	.0	.0.0000	.0	.0.0000	.0
23	1	Highest quality.....	.0	XXX	XXX	.0	0.0004	.0	.0.0023	.0	.0.0030	.0
24	2	High quality.....	.0	XXX	XXX	.0	0.0019	.0	.0.0058	.0	.0.0090	.0
25	3	Medium quality.....	.0	XXX	XXX	.0	0.0093	.0	.0.0230	.0	.0.0340	.0
26	4	Low quality.....	.0	XXX	XXX	.0	0.0213	.0	.0.0530	.0	.0.0750	.0
27	5	Lower quality.....	.0	XXX	XXX	.0	0.0432	.0	.0.1100	.0	.0.1700	.0
28	6	In or near default.....	.0	XXX	XXX	.0	0.0000	.0	.0.2000	.0	.0.2000	.0
29		Total with bond characteristics (sum of Lines 22 through 28).....	.0	XXX	XXX	.0	XXX	.0	XXX	.0	XXX	.0

**ASSET VALUATION RESERVE (continued)**  
 Basic Contribution, Reserve Objective and Maximum Reserve Calculations  
 Equity and Other Invested Asset Component

Line Number	NAIC Designation	Description	1 Book/Adjusted Carrying Value	2 Reclassify Related Party Encumbrances	3 Add Third Party Encumbrances	4 Balance for AVR Reserve Calculations (Cols. 1 + 2 + 3)	Basic Contribution		Reserve Objective		Maximum Reserve	
							5 Factor	6 Amount (Cols. 4 x 5)	7 Factor	8 Amount (Cols. 4 x 7)	9 Factor	10 Amount (Cols. 4 x 9)
<b>INVESTMENTS WITH THE UNDERLYING CHARACTERISTICS OF PREFERRED STOCKS</b>												
30	1	Highest quality.....	0	XXX	XXX	0	0.0004	0	0.0023	0	0.0030	0
31	2	High quality.....	0	XXX	XXX	0	0.0019	0	0.0058	0	0.0090	0
32	3	Medium quality.....	0	XXX	XXX	0	0.0093	0	0.0230	0	0.0340	0
33	4	Low quality.....	0	XXX	XXX	0	0.0213	0	0.0530	0	0.0750	0
34	5	Lower quality.....	0	XXX	XXX	0	0.0432	0	0.1100	0	0.1700	0
35	6	In or near default.....	0	XXX	XXX	0	0.0000	0	0.2000	0	0.2000	0
36		Affiliated life with AVR.....	0	XXX	XXX	0	0.0000	0	0.0000	0	0.0000	0
37		Total with preferred stock characteristics (sum of Lines 30 through 36).....	0	XXX	XXX	0	XXX	0	XXX	0	XXX	0
<b>INVESTMENTS WITH THE UNDERLYING CHARACTERISTICS OF MORTGAGE LOANS</b>												
In Good Standing Affiliated:												
38		Mortgages - CM1 - highest quality.....	0	0	XXX	0	0.0010	0	0.0050	0	0.0065	0
39		Mortgages - CM2 - high quality.....	0	0	XXX	0	0.0035	0	0.0100	0	0.0130	0
40		Mortgages - CM3 - medium quality.....	0	0	XXX	0	0.0060	0	0.0175	0	0.0225	0
41		Mortgages - CM4 - low medium quality.....	0	0	XXX	0	0.0105	0	0.0300	0	0.0375	0
42		Mortgages - CM5 - low quality.....	0	0	XXX	0	0.0160	0	0.0425	0	0.0550	0
43		Residential mortgages-insured or guaranteed.....	0	0	XXX	0	0.0003	0	0.0006	0	0.0010	0
44		Residential mortgages-all other.....	0	XXX	XXX	0	0.0013	0	0.0030	0	0.0040	0
45		Commercial mortgages-insured or guaranteed.....	0	0	XXX	0	0.0003	0	0.0006	0	0.0010	0
Overdue, Not in Process Affiliated:												
46		Farm mortgages.....	0	0	XXX	0	0.0420	0	0.0760	0	0.1200	0
47		Residential mortgages-insured or guaranteed.....	0	0	XXX	0	0.0005	0	0.0012	0	0.0020	0
48		Residential mortgages-all other.....	0	0	XXX	0	0.0025	0	0.0058	0	0.0090	0
49		Commercial mortgages-insured or guaranteed.....	0	0	XXX	0	0.0005	0	0.0012	0	0.0020	0
50		Commercial mortgages-all other.....	0	0	XXX	0	0.0420	0	0.0760	0	0.1200	0
In Process of foreclosure Affiliated:												
51		Farm mortgages.....	0	0	XXX	0	0.0000	0	0.1700	0	0.1700	0
52		Residential mortgages-insured or guaranteed.....	0	0	XXX	0	0.0000	0	0.0040	0	0.0040	0
53		Residential mortgages-all other.....	0	0	XXX	0	0.0000	0	0.0130	0	0.0130	0
54		Commercial mortgages-insured or guaranteed.....	0	0	XXX	0	0.0000	0	0.0040	0	0.0040	0
55		Commercial mortgages-all other.....	0	0	XXX	0	0.0000	0	0.1700	0	0.1700	0
56		Total Affiliated (Sum of Lines 38 through 55).....	0	0	XXX	0	XXX	0	XXX	0	XXX	0
57		Unaffiliated - In Good Standing with Covenants.....	0	0	XXX	0	(c) 0.0000	0	(c) 0.0000	0	(c) 0.0000	0
58		Unaffiliated - In Good Standing Defeased with Government Securities.....	0	0	XXX	0	0.0010	0	0.0050	0	0.0065	0
59		Unaffiliated - In Good Standing Primarily Senior.....	0	0	XXX	0	0.0035	0	0.0100	0	0.0130	0
60		Unaffiliated - In Good Standing All Other.....	0	0	XXX	0	0.0060	0	0.0175	0	0.0225	0
61		Unaffiliated - Overdue, Not in Process.....	0	0	XXX	0	0.0420	0	0.0760	0	0.1200	0
62		Unaffiliated - In Process of Foreclosure.....	0	0	XXX	0	0.0000	0	0.1700	0	0.1700	0
63		Total Unaffiliated (Sum of Lines 57 through 62).....	0	0	XXX	0	XXX	0	XXX	0	XXX	0
64		Total with Mortgage Loan Characteristics (Lines 56 + 63).....	0	0	XXX	0	XXX	0	XXX	0	XXX	0

33

**NONE**

**ASSET VALUATION RESERVE (continued)**  
 Basic Contribution, Reserve Objective and Maximum Reserve Calculations  
 Equity and Other Invested Asset Component

Line Number	NAIC Designation	Description	1 Book/Adjusted Carrying Value	2 Reclassify Related Party Encumbrances	3 Add Third Party Encumbrances	4 Balance for AVR Reserve Calculations (Cols. 1 + 2 + 3)	Basic Contribution		Reserve Objective		Maximum Reserve	
							5 Factor	6 Amount (Cols. 4 x 5)	7 Factor	8 Amount (Cols. 4 x 7)	9 Factor	10 Amount (Cols. 4 x 9)
<b>INVESTMENTS WITH THE UNDERLYING CHARACTERISTICS OF COMMON STOCK</b>												
65		Unaffiliated public.....	0	XXX	XXX	0	0.0000	0	(a).....0.0000	0	(a).....0.2000	0
66		Unaffiliated private.....	0	XXX	XXX	0	0.0000	0	.....0.1600	0	.....0.1600	0
67		Affiliated life with AVR.....	0	XXX	XXX	0	0.0000	0	.....0.0000	0	.....0.0000	0
68		Affiliated certain other (see SVO Purposes and Procedures Manual).....	0	XXX	XXX	0	0.0000	0	.....0.1300	0	.....0.1300	0
69		Affiliated other - all other.....	0	XXX	XXX	0	0.0000	0	.....0.1600	0	.....0.1600	0
70		Total with Common Stock Characteristics (Sum of Lines 65 through 69).....	0	XXX	XXX	0	XXX	0	XXX	0	XXX	0
<b>INVESTMENTS WITH THE UNDERLYING CHARACTERISTICS OF REAL ESTATE</b>												
71		Home office property (general account only).....	0	0	0	0	0.0000	0	.....0.0750	0	.....0.0750	0
72		Investment properties.....	0	0	0	0	0.0000	0	.....0.0750	0	.....0.0750	0
73		Properties acquired in satisfaction of debt.....	0	0	0	0	0.0000	0	.....0.1100	0	.....0.1100	0
74		Total with Real Estate Characteristics (Sum of Lines 71 through 73).....	0	0	0	0	XXX	0	XXX	0	XXX	0
<b>LOW INCOME HOUSING TAX CREDIT INVESTMENTS</b>												
75		Guaranteed federal low income housing tax credit.....	0	0	0	0	0.0003	0	.....0.0006	0	.....0.0010	0
76		Non-guaranteed federal low income housing tax credit.....	0	0	0	0	0.0063	0	.....0.0120	0	.....0.0190	0
77		Guaranteed state low income housing tax credit.....	0	0	0	0	0.0003	0	.....0.0006	0	.....0.0010	0
78		Non-guaranteed state low income housing tax credit.....	0	0	0	0	0.0063	0	.....0.0120	0	.....0.0190	0
79		All other low income housing tax credit.....	0	0	0	0	0.0273	0	.....0.0600	0	.....0.0975	0
80		Total LIHTC (Sum of Lines 75 through 79).....	0	0	0	0	XXX	0	XXX	0	XXX	0
<b>ALL OTHER INVESTMENTS</b>												
81		NAIC 1 working capital finance investments.....	0	XXX	0	0	0.0000	0	.....0.0037	0	.....0.0037	0
82		NAIC 2 working capital finance investments.....	0	XXX	0	0	0.0000	0	.....0.0120	0	.....0.0120	0
83		Other invested assets - Schedule BA.....	0	XXX	0	0	0.0000	0	.....0.1300	0	.....0.1300	0
84		Other short-term invested assets - Schedule DA.....	0	XXX	0	0	0.0000	0	.....0.1300	0	.....0.1300	0
85		Total All Other (sum of Lines 81, 82, 83 and 84).....	0	XXX	0	0	XXX	0	XXX	0	XXX	0
86		Total Other Invested Assets - Schedule BA & DA (Sum of Lines 29, 37, 64, 70, 74, 80 and 85).....	0	0	0	0	XXX	0	XXX	0	XXX	0

34

(a) Times the company's weighted average portfolio beta (Minimum .10, Maximum .20).  
 (b) Determined using same factors and breakdowns used for directly owned real estate.  
 (c) This will be the factor associated with the risk category determined in the company generated worksheet.

**Asset Valuation Reserve - Replications (Synthetic) Assets  
NONE**

**Sch. F - Claims  
NONE**

**Sch. H - Pt. 1  
NONE**

**Sch. H - Pt. 2  
NONE**

**Sch. H - Pt. 3  
NONE**

**Sch. H - Pt. 4  
NONE**

**Sch. H - Pt. 5  
NONE**



## SCHEDULE S - PART 1 - SECTION 1

Reinsurance Assumed Life Insurance, Annuities, Deposit Funds and Other Liabilities  
Without Life or Disability Contingencies, and Related Benefits Listed by Reinsured Company as of December 31, Current Year

1 NAIC Company Code	2 ID Number	3 Effective Date	4 Name of Reinsured	5 Domiciliary Jurisdiction	6 Type of Reinsurance Assumed	7 Amount of In Force at End of Year	8 Reserve	9 Premiums	10 Reinsurance Payable on Paid and Unpaid Losses	11 Modified Coinsurance Reserve	12 Funds Withheld Under Coinsurance
<b>General Account - Affiliates - U.S. - Other</b>											
86231	39-0989781	06/30/2014	TRANSAMERICA LIFE INS CO	IA	COFW/I	76,076,943,530	1,617,372,847	311,006,585	29,420,624	0	563,832,994
0299999	Total - General Account - Affiliates - U.S. - Other					76,076,943,530	1,617,372,847	311,006,585	29,420,624	0	563,832,994
0399999	Total - General Account - Affiliates - U.S. - Totals					76,076,943,530	1,617,372,847	311,006,585	29,420,624	0	563,832,994
0799999	Total - General Account - Affiliates					76,076,943,530	1,617,372,847	311,006,585	29,420,624	0	563,832,994
1199999	Total - General Account					76,076,943,530	1,617,372,847	311,006,585	29,420,624	0	563,832,994
2399999	Total U.S.					76,076,943,530	1,617,372,847	311,006,585	29,420,624	0	563,832,994
9999999	Total					76,076,943,530	1,617,372,847	311,006,585	29,420,624	0	563,832,994

**Sch. S - Pt. 1 - Sn. 2**  
**NONE**

**Sch. S - Pt. 2**  
**NONE**

**Sch. S - Pt. 3 - Sn. 1**  
**NONE**

**Sch. S - Pt. 3 - Sn. 2**  
**NONE**

**Sch. S - Pt. 4**  
**NONE**

**Sch. S - Pt. 5**  
**NONE**

**Sch. S - Pt. 6**  
**NONE**

## SCHEDULE S - PART 7

### Restatement of Balance Sheet to Identify Net Credit for Ceded Reinsurance

	1 As Reported (Net of Ceded)	2 Restatement Adjustments	3 Restated (Gross of Ceded)
<b>ASSETS (Page 2, Col. 3)</b>			
1. Cash and invested assets (Line 12).....	134,296,155	.0	134,296,155
2. Reinsurance (Line 16).....	563,832,994	.0	563,832,994
3. Premiums and considerations (Line 15).....	8,057,250	.0	8,057,250
4. Net credit for ceded reinsurance.....	XXX	.0	.0
5. All other admitted assets (balance).....	1,078,083,596	.0	1,078,083,596
6. Total assets excluding Separate Accounts (Line 26).....	1,784,269,995	.0	1,784,269,995
7. Separate Account assets (Line 27).....	.0	.0	.0
8. Total assets (Line 28).....	1,784,269,995	.0	1,784,269,995
<b>LIABILITIES, CAPITAL AND SURPLUS (Page 3)</b>			
9. Contract reserves (Lines 1 and 2).....	1,617,372,848	.0	1,617,372,848
10. Liability for deposit-type contracts (Line 3).....	.0	.0	.0
11. Claim reserves (Line 4).....	29,420,624	.0	29,420,624
12. Policyholder dividends/reserves (Lines 5 through 7).....	.0	.0	.0
13. Premium & annuity considerations received in advance (Line 8).....	2,383,134	.0	2,383,134
14. Other contract liabilities (Line 9).....	282,818	.0	282,818
15. Reinsurance in unauthorized companies (Line 24.02 minus inset amount).....	.0	.0	.0
16. Funds held under reinsurance treaties with unauthorized reinsurers (Line 24.03 minus inset amount).....	.0	.0	.0
17. Reinsurance with certified reinsurers (Line 24.02 inset amount).....	.0	.0	.0
18. Funds held under reinsurance treaties with certified reinsurers (Line 24.03 inset amount).....	.0	.0	.0
19. All other liabilities (balance).....	1,394,779	.0	1,394,779
20. Total liabilities excluding Separate Accounts (Line 26).....	1,650,854,203	.0	1,650,854,203
21. Separate Account liabilities (Line 27).....	.0	.0	.0
22. Total liabilities (Line 28).....	1,650,854,203	.0	1,650,854,203
23. Capital & surplus (Line 38).....	133,415,792	XXX	133,415,792
24. Total liabilities, capital & surplus (Line 39).....	1,784,269,995	.0	1,784,269,995
<b>NET CREDIT FOR CEDED REINSURANCE</b>			
25. Contract reserves.....	.0		
26. Claim reserves.....	.0		
27. Policyholder dividends/reserves.....	.0		
28. Premium & annuity considerations received in advance.....	.0		
29. Liability for deposit-type contracts.....	.0		
30. Other contract liabilities.....	.0		
31. Reinsurance ceded assets.....	.0		
32. Other ceded reinsurance recoverables.....	.0		
33. Total ceded reinsurance recoverables.....	.0		
34. Premiums and considerations.....	.0		
35. Reinsurance in unauthorized companies.....	.0		
36. Funds held under reinsurance treaties with unauthorized reinsurers.....	.0		
37. Reinsurance with certified reinsurers.....	.0		
38. Funds held under reinsurance treaties with certified reinsurers.....	.0		
39. Other ceded reinsurance payables/offsets.....	.0		
40. Total ceded reinsurance payables/offsets.....	.0		
41. Total net credit for ceded reinsurance.....	.0		

# SCHEDULE T - PREMIUMS AND ANNUITY CONSIDERATIONS

Allocated by States and Territories

	1	Direct Business Only					7	
		Life Contracts		4	5	6		
		2	3					Accident and Health Insurance Premiums, Including Policy, Membership and Other Fees
States, Etc.	Active Status	Life Insurance Premiums	Annuity Considerations				Deposit-Type Contracts	
1. Alabama.....	AL	N	0	0	0	0	0	0
2. Alaska.....	AK	N	0	0	0	0	0	0
3. Arizona.....	AZ	N	0	0	0	0	0	0
4. Arkansas.....	AR	N	0	0	0	0	0	0
5. California.....	CA	N	0	0	0	0	0	0
6. Colorado.....	CO	N	0	0	0	0	0	0
7. Connecticut.....	CT	N	0	0	0	0	0	0
8. Delaware.....	DE	N	0	0	0	0	0	0
9. District of Columbia.....	DC	N	0	0	0	0	0	0
10. Florida.....	FL	N	0	0	0	0	0	0
11. Georgia.....	GA	N	0	0	0	0	0	0
12. Hawaii.....	HI	N	0	0	0	0	0	0
13. Idaho.....	ID	N	0	0	0	0	0	0
14. Illinois.....	IL	N	0	0	0	0	0	0
15. Indiana.....	IN	N	0	0	0	0	0	0
16. Iowa.....	IA	N	0	0	0	0	0	0
17. Kansas.....	KS	N	0	0	0	0	0	0
18. Kentucky.....	KY	N	0	0	0	0	0	0
19. Louisiana.....	LA	N	0	0	0	0	0	0
20. Maine.....	ME	N	0	0	0	0	0	0
21. Maryland.....	MD	N	0	0	0	0	0	0
22. Massachusetts.....	MA	N	0	0	0	0	0	0
23. Michigan.....	MI	N	0	0	0	0	0	0
24. Minnesota.....	MN	N	0	0	0	0	0	0
25. Mississippi.....	MS	N	0	0	0	0	0	0
26. Missouri.....	MO	N	0	0	0	0	0	0
27. Montana.....	MT	N	0	0	0	0	0	0
28. Nebraska.....	NE	N	0	0	0	0	0	0
29. Nevada.....	NV	N	0	0	0	0	0	0
30. New Hampshire.....	NH	N	0	0	0	0	0	0
31. New Jersey.....	NJ	N	0	0	0	0	0	0
32. New Mexico.....	NM	N	0	0	0	0	0	0
33. New York.....	NY	N	0	0	0	0	0	0
34. North Carolina.....	NC	N	0	0	0	0	0	0
35. North Dakota.....	ND	N	0	0	0	0	0	0
36. Ohio.....	OH	N	0	0	0	0	0	0
37. Oklahoma.....	OK	N	0	0	0	0	0	0
38. Oregon.....	OR	N	0	0	0	0	0	0
39. Pennsylvania.....	PA	N	0	0	0	0	0	0
40. Rhode Island.....	RI	N	0	0	0	0	0	0
41. South Carolina.....	SC	N	0	0	0	0	0	0
42. South Dakota.....	SD	N	0	0	0	0	0	0
43. Tennessee.....	TN	N	0	0	0	0	0	0
44. Texas.....	TX	N	0	0	0	0	0	0
45. Utah.....	UT	N	0	0	0	0	0	0
46. Vermont.....	VT	N	0	0	0	0	0	0
47. Virginia.....	VA	N	0	0	0	0	0	0
48. Washington.....	WA	N	0	0	0	0	0	0
49. West Virginia.....	WV	N	0	0	0	0	0	0
50. Wisconsin.....	WI	N	0	0	0	0	0	0
51. Wyoming.....	WY	N	0	0	0	0	0	0
52. American Samoa.....	AS	N	0	0	0	0	0	0
53. Guam.....	GU	N	0	0	0	0	0	0
54. Puerto Rico.....	PR	N	0	0	0	0	0	0
55. US Virgin Islands.....	VI	N	0	0	0	0	0	0
56. Northern Mariana Islands.....	MP	N	0	0	0	0	0	0
57. Canada.....	CAN	N	0	0	0	0	0	0
58. Aggregate Other Alien.....	OT	XXX	0	0	0	0	0	0
59. Subtotal.....	(a) 1	XXX	0	0	0	0	0	0
90. Reporting entity contributions for employee benefit plans.....	XXX	0	0	0	0	0	0	0
91. Dividends or refunds applied to purchase paid-up additions and annuities.....	XXX	0	0	0	0	0	0	0
92. Dividends or refunds applied to shorten endowment or premium paying period.....	XXX	0	0	0	0	0	0	0
93. Premium or annuity considerations waived under disability or other contract provisions.....	XXX	0	0	0	0	0	0	0
94. Aggregate other amounts not allocable by State.....	XXX	0	0	0	0	0	0	0
95. Totals (Direct Business).....	XXX	0	0	0	0	0	0	0
96. Plus reinsurance assumed.....	XXX	311,693,281	0	0	0	311,693,281	0	0
97. Totals (All Business).....	XXX	311,693,281	0	0	0	311,693,281	0	0
98. Less reinsurance ceded.....	XXX	0	0	0	0	0	0	0
99. Totals (All Business) less reinsurance ceded.....	XXX	311,693,281	0	(b)	0	311,693,281	0	0
<b>DETAILS OF WRITE-INS</b>								
58001.....	XXX	0	0	0	0	0	0	0
58002.....	XXX	0	0	0	0	0	0	0
58003.....	XXX	0	0	0	0	0	0	0
58998. Summ. of remaining write-ins for line 58 from overflow page.....	XXX	0	0	0	0	0	0	0
58999. Total (Lines 58001 through 58003 plus 58998) (Line 58 above).....	XXX	0	0	0	0	0	0	0
9401.....	XXX	0	0	0	0	0	0	0
9402.....	XXX	0	0	0	0	0	0	0
9403.....	XXX	0	0	0	0	0	0	0
9498. Summ. of remaining write-ins for line 94 from overflow page.....	XXX	0	0	0	0	0	0	0
9499. Total (Lines 9401 through 9403 plus 9498) (Line 94 above).....	XXX	0	0	0	0	0	0	0

(L) - Licensed or Chartered - Licensed Insurance Carrier or Domiciled RRG; (R) - Registered - Non-domiciled RRGs; (Q) - Qualified - Qualified or Accredited Reinsurer; (E) - Eligible - Reporting Entities eligible or approved to write Surplus Lines in the state; (N) - None of the above - Not allowed to write business in the state.

**Explanation of basis of allocation by states, etc., of premiums and annuity considerations.**

(a) Insert the number of "L" responses except for Canada and Other Alien.

(b) Column 4 should balance with Exhibit 1, Lines 6.4, 10.4 and 16.4, Cols. 8, 9, and 10, or with Schedule H, Part 1, Column 1, Line 1. Indicate which:

**SCHEDULE T - PART 2**  
**INTERSTATE COMPACT - EXHIBIT OF PREMIUMS WRITTEN**  
 Allocated by States and Territories

States, Etc.	Direct Business Only					
	1 Life (Group and Individual)	2 Annuities (Group and Individual)	3 Disability Income (Group and Individual)	4 Long-Term Care (Group and Individual)	5 Deposit-Type Contracts	6 Totals
1. Alabama.....AL	0	0	0	0	0	0
2. Alaska.....AK	0	0	0	0	0	0
3. Arizona.....AZ	0	0	0	0	0	0
4. Arkansas.....AR	0	0	0	0	0	0
5. California.....CA	0	0	0	0	0	0
6. Colorado.....CO	0	0	0	0	0	0
7. Connecticut.....CT	0	0	0	0	0	0
8. Delaware.....DE	0	0	0	0	0	0
9. District of Columbia.....DC	0	0	0	0	0	0
10. Florida.....FL	0	0	0	0	0	0
11. Georgia.....GA	0	0	0	0	0	0
12. Hawaii.....HI	0	0	0	0	0	0
13. Idaho.....ID	0	0	0	0	0	0
14. Illinois.....IL	0	0	0	0	0	0
15. Indiana.....IN	0	0	0	0	0	0
16. Iowa.....IA	0	0	0	0	0	0
17. Kansas.....KS	0	0	0	0	0	0
18. Kentucky.....KY	0	0	0	0	0	0
19. Louisiana.....LA	0	0	0	0	0	0
20. Maine.....ME	0	0	0	0	0	0
21. Maryland.....MD	0	0	0	0	0	0
22. Massachusetts.....MA	0	0	0	0	0	0
23. Michigan.....MI	0	0	0	0	0	0
24. Minnesota.....MN	0	0	0	0	0	0
25. Mississippi.....MS	0	0	0	0	0	0
26. Missouri.....MO	0	0	0	0	0	0
27. Montana.....MT	0	0	0	0	0	0
28. Nebraska.....NE	0	0	0	0	0	0
29. Nevada.....NV	0	0	0	0	0	0
30. New Hampshire.....NH	0	0	0	0	0	0
31. New Jersey.....NJ	0	0	0	0	0	0
32. New Mexico.....NM	0	0	0	0	0	0
33. New York.....NY	0	0	0	0	0	0
34. North Carolina.....NC	0	0	0	0	0	0
35. North Dakota.....ND	0	0	0	0	0	0
36. Ohio.....OH	0	0	0	0	0	0
37. Oklahoma.....OK	0	0	0	0	0	0
38. Oregon.....OR	0	0	0	0	0	0
39. Pennsylvania.....PA	0	0	0	0	0	0
40. Rhode Island.....RI	0	0	0	0	0	0
41. South Carolina.....SC	0	0	0	0	0	0
42. South Dakota.....SD	0	0	0	0	0	0
43. Tennessee.....TN	0	0	0	0	0	0
44. Texas.....TX	0	0	0	0	0	0
45. Utah.....UT	0	0	0	0	0	0
46. Vermont.....VT	0	0	0	0	0	0
47. Virginia.....VA	0	0	0	0	0	0
48. Washington.....WA	0	0	0	0	0	0
49. West Virginia.....WV	0	0	0	0	0	0
50. Wisconsin.....WI	0	0	0	0	0	0
51. Wyoming.....WY	0	0	0	0	0	0
52. American Samoa.....AS	0	0	0	0	0	0
53. Guam.....GU	0	0	0	0	0	0
54. Puerto Rico.....PR	0	0	0	0	0	0
55. US Virgin Islands.....VI	0	0	0	0	0	0
56. Northern Mariana Islands.....MP	0	0	0	0	0	0
57. Canada.....CAN	0	0	0	0	0	0
58. Aggregate Other Alien.....OT	0	0	0	0	0	0
59. Totals.....	0	0	0	0	0	0

**NONE**

**SCHEDULE Y – INFORMATION CONCERNING ACTIVITIES OF INSURER MEMBERS OF A HOLDING COMPANY GROUP**

**PART 1 – ORGANIZATIONAL CHART**

NAME	FEDERAL ID NUMBER	NAIC CO. CODE	DOMICILE	FOOTNOTE
VERENIGING AEGON, NETHERLANDS MEMBERSHIP ASSOCIATION				
AEGON N.V.		Foreign	NLD	1
-AEGON DERIVATIVES N.V.		Foreign	NLD	
-AEGON NEDERLAND N.V.		Foreign	NLD	
-AEGON NEVAK HOLDING B.V.		Foreign	NLD	
-BLUE SQUARE RE N.V.		Foreign	NLD	
-AEGON INTERNATIONAL B.V.		Foreign	NLD	
-THE AEGON TRUST	51-6513848		DE	
-LTRANSAMERICA CORPORATION	42-1484983		DE	
-L-AEGON FUNDING COMPANY LLC	42-1489646		DE	
-L-AEGON MANAGEMENT COMPANY	35-1113520		IN	
-L-RIVER RIDGE INSURANCE COMPANY	20-0877184		VT	
-L-SHORT HILLS MANAGEMENT COMPANY	42-1338496		NJ	
-L-AUSA HOLDING, LLC	52-1549874		MD	
-L-AEGON ASSET MANAGEMENT SERVICES, INC.	39-1884868		DE	
-L-WORLD FINANCIAL GROUP, INC.	42-1518386		DE	
-L-WFG CHINA HOLDINGS, INC.	20-2541057		DE	
-L-WFG PROPERTIES HOLDINGS, LLC	20-2133638		GA	
-L-WFG REINSURANCE LIMITED			HI	2
-L-AEGON DIRECT MARKETING SERVICES INTERNATIONAL, INC.	52-1291367		MD	
-L-AEGON USA ASSET MANAGEMENT HOLDING, LLC	52-1549874		IA	
-L-AEGON USA INVESTMENT MANAGEMENT, LLC	52-1549874		IA	
-L-AUIM CREDIT OPPORTUNITIES FUND, LLC	47-1181499		DE	
-L-AEGON USA REALTY ADVISORS, LLC	42-1205796		IA	
-L-AHDF MANAGER I, LLC	42-1205796		DE	
-L-AUSA PROPERTIES, INC.	27-1275705		IA	
-L-AXA EQUITABLE AGRIFINANCE, LLC	32-0342677		DE	3
-L-AEGON USA REAL ESTATE SERVICES, INC.	61-1098396		DE	
-L-AEGON USA REALTY ADVISORS OF CALIFORNIA, INC.	20-5023693		IA	
-L-PEARL HOLDINGS, INC. I	20-1063558		DE	
-L-PEARL HOLDINGS, INC. II	20-1063571		DE	
-L-TRANSAMERICA INVESTMENT MANAGEMENT, LLC	06-1564377		DE	
-L-CREDITOR RESOURCES, INC.	42-1079584		MI	
-L-CRI SOLUTIONS, INC.	52-1363611		MD	
-L-MASSACHUSETTS FIDELITY TRUST COMPANY	42-0947998		IA	
-L-MONEY SERVICES, INC.	42-1079580		DE	
-L-TRANSAMERICA TRAVEL AND CONFERENCE SERVICES, LLC	42-1079580		IA	
-L-MONUMENTAL GENERAL ADMINISTRATORS, INC.	52-1243288		MD	
-L-TRANSAMERICA RESOURCES, INC.	52-1525601		MD	
-L-TABR REALTY SERVICES, LLC	94-3026780		DE	
-L-TRANSAMERICA AFFORDABLE HOUSING, INC.	94-3252196		CA	
-L-TRANSAMERICA AGENCY NETWORK, INC.	61-1513662		IA	
-L-ONCOR INSURANCE SERVICES, LLC	26-2311888		IA	
-L-TRANSAMERICA CAPITAL, INC.	95-3141953		CA	
-L-TRANSAMERICA FINANCIAL ADVISORS, INC.	59-2476008		DE	4
-L-TRANSAMERICA FUND SERVICES, INC.	59-3403587		FL	5
-L-TRANSAMERICA RETIREMENT SOLUTIONS, LLC	13-3689044		DE	
-L-TRANSAMERICA INVESTORS SECURITIES CORPORATION	13-3696753		DE	
-L-TRANSAMERICA RETIREMENT ADVISORS, LLC	13-3689044		DE	
-L-TRANSAMERICA RETIREMENT INSURANCE AGENCY, LLC	46-2720367		DE	
-L-TRANSAMERICA VENTURES, LLC			DE	
-L-TRANSAMERICA VENTURES FUND, LLC			DE	
-L-UNIVERSAL BENEFITS, LLC	42-1334744		IA	
-L-ZAHORIK COMPANY, INC.	95-2775959		CA	
-L-COMMONWEALTH GENERAL CORPORATION	51-0108922		DE	
-L-AEGON GLOBAL SERVICES, LLC.	81-4266921		IA	
-L-AEGON INSTITUTIONAL MARKETS, INC.	61-1085329		DE	
-L-NEW MARKETS COMMUNITY INVESTMENT FUND, LLC	20-3318246		IA	6
-L-AEGON STRUCTURED SETTLEMENTS, INC.	61-1068209		KY	
-L-AFSG SECURITIES CORPORATION	23-2421076		PA	
-L-FINANCIAL PLANNING SERVICES, INC.	23-2130174		DC	
-L-GARNET ASSURANCE CORPORATION II	14-1893533		IA	
-L-HARBOR VIEW RE CORP.	46-4393942	15632	HI	
-L-STONEBRIDGE BENEFIT SERVICES, INC.	75-2548428		DE	
-L-TRANSAMERICA ANNUITY SERVICE CORPORATION	85-0325648		NM	
-L-TRANSAMERICA LIFE INSURANCE COMPANY	39-0989781	86231	IA	7
-L-AEGON AFFORDABLE HOUSING DEBT FUND I, LLC	39-0989781		DE	
-L-AEGON COMMUNITY INVESTMENTS 50, LLC	39-0989781		DE	
-L-AEGON COMMUNITY INVESTMENTS 51, LLC	39-0989781		DE	
-L-AEGON FINANCIAL SERVICES GROUP, INC.	41-1479568		MN	
-L-AEGON ASSIGNMENT CORPORATION	42-1477359		IL	
-L-AEGON ASSIGNMENT CORPORATION OF KENTUCKY	61-1314968		KY	
-L-AEGON MANAGED ENHANCED CASH, LLC	30-0445264		DE	8
-L-BAY AREA COMMUNITY INVESTMENTS I LP	94-3392750		CA	9
-L-CEDAR FUNDING, LTD	98-1055613		CYM	
-L-CUPPLES STATE LIHTC INVESTORS, LLC	20-4498171		DE	
-L-FD TLIC, LIMITED LIABILITY COMPANY	01-0969916		NY	
-L-INVESTORS WARRANTY OF AMERICA, LLC	42-1154276		IA	
-L-MITIGATION MANAGER, LLC	20-8736609		DE	
-L-LCS ASSOCIATES, LLC	20-8687142		DE	
-L-INTERSTATE NORTH OFFICE PARK OWNER, LLC	42-1154276		DE	
-L-PLACER 400 INVESTORS, LLC	45-3601840		CA	10
-L-PSL ACQUISITIONS OPERATING, LLC	42-1154276		IA	
-L-THH ACQUISITIONS, LLC	42-1154276		IA	
-L-TRADITION LAND COMPANY, LLC	42-1154276		IA	
-L-LICA HOLDINGS, LLC	42-0191090		DE	
-L-LICA RE I, INC	20-5984601	12863	VT	
-L-LICA RE II, INC	20-5927773	12864	VT	
-L-LIFE INVESTORS ALLIANCE LLC	42-1483973		DE	
-L-MLIC RE I, INC.	01-0930908	13712	VT	
-L-PEOPLES BENEFIT SERVICES, LLC	23-1705984		PA	
-L-PINE FALLS RE, INC.	26-1552330	13096	VT	
-L-PRIMUS GUARANTY, LTD.		Foreign	BMUJ	11
-L-REAL ESTATE ALTERNATIVES PORTFOLIO 2, LLC	02-0685017		DE	12
-L-REAL ESTATE ALTERNATIVES PORTFOLIO 3, LLC	20-1378364		DE	13
-L-REAL ESTATE ALTERNATIVES PORTFOLIO 3A, INC	20-1627078		DE	14
-L-REAL ESTATE ALTERNATIVES PORTFOLIO 4 HR, LLC	20-3878375		DE	15
-L-REAL ESTATE ALTERNATIVES PORTFOLIO 4 MR, LLC	20-3878417		DE	15
-L-YARRA RAPIDS, LLC	42-1205796		DE	16
-L-SB FRAZER OWNER, LLC	03-0164230		DE	
-L-STONEBRIDGE REINSURANCE COMPANY	61-1497252	12705	VT	
-L-TLIC OAKBROOK REINSURANCE, INC.	47-1026613	15549	IA	
-L-TLIC RIVERWOOD REINSURANCE, INC.	45-3193055	14146	IA	
-L-TLIC WATERTREE REINSURANCE, INC.	81-3715574	16032	IA	
-L-TRANSAMERICA LIFE (BERMUDA) LTD.	98-0481010		BMUJ	17
-L-ZERO BETA FUND, LLC	26-1298094		DE	18

## SCHEDULE Y – INFORMATION CONCERNING ACTIVITIES OF INSURER MEMBERS OF A HOLDING COMPANY GROUP

## PART 1 – ORGANIZATIONAL CHART

NAME	FEDERAL ID NUMBER	NAIC CO. CODE	DOMICILE	FOOTNOTE
AEGON N.V.	Foreign		NLD	
└ AEGON INTERNATIONAL B.V.	Foreign		NLD	
└ THE AEGON TRUST	51-6513848		DE	
└ TRANSAMERICA CORPORATION	42-1484983		DE	
└ COMMONWEALTH GENERAL CORPORATION	51-0108922		DE	
└ TRANSAMERICA PACIFIC INSURANCE COMPANY, LTD.	94-3304740	12134	HI	
└ TRANSAMERICA PREMIER LIFE INSURANCE COMPANY	52-0419790	66281	IA	19
└ AEGON DIRECT MARKETING SERVICES, INC.	42-1470697		MD	20
└ TRANSAMERICA AFFINITY SERVICES, INC.	42-1523438		MD	
└ TRANSAMERICA INTERNATIONAL DIRECT MARKETING CONSULTANTS, LLC	42-1470697		MD	21
└ AEGON DIRECT & AFFINITY MARKETING SERVICES (THAILAND) LIMITED	Foreign		THA	22
└ BAY STATE COMMUNITY INVESTMENTS I, LLC	52-0419790		DE	
└ BAY STATE COMMUNITY INVESTMENTS II, LLC	52-0419790		DE	
└ INTERSECURITIES INSURANCE AGENCY, INC.	42-1517005		CA	
└ TRANSAMERICA ASSET MANAGEMENT, INC.	59-3403585		FL	23
└ TRANSAMERICA PYRAMID PROPERTIES, LLC	52-0419790		IA	
└ TRANSAMERICA REALTY INVESTMENT PROPERTIES, LLC	52-0419790		DE	
└ WORLD FINANCIAL GROUP INSURANCE AGENCY, INC.	95-3809372		CA	
└ WFG INSURANCE AGENCY OF PUERTO RICO, INC.	66-0621281		PR	
└ WORLD FINANCIAL GROUP INSURANCE AGENCY OF HAWAII, INC.	99-0277127		HI	
└ WORLD FINANCIAL GROUP INSURANCE AGENCY OF MASSACHUSETTS, INC.	04-3182849		MA	
└ WORLD FINANCIAL GROUP INSURANCE AGENCY OF WYOMING, INC.	42-1519076		WY	
└ TRANSAMERICA STABLE VALUE SOLUTIONS INC.	27-0648897		DE	
└ WORLD FINANCIAL GROUP HOLDING COMPANY OF CANADA INC.	Foreign		CAN	
└ WFG SECURITIES INC.	Foreign		CAN	
└ WORLD FINANCIAL GROUP CANADA INC.	Foreign		CAN	
└ WORLD FINANCIAL GROUP SUBHOLDING COMPANY OF CANADA INC.	Foreign		CAN	
└ WORLD FINANCIAL GROUP INSURANCE AGENCY OF CANADA INC.	Foreign		CAN	24
└ FIREBIRD RE CORP.	47-3331975	15694	AZ	
└ IRONWOOD RE CORP.	47-1703149	15633	HI	
└ RCC NORTH AMERICA LLC	13-3256226		DE	25
└ SOUTHWEST EQUITY LIFE INSURANCE COMPANY	86-0455577	98426	AZ	26
└ TRANSAMERICA ADVISORS LIFE INSURANCE COMPANY	91-1325756	79022	AR	
└ TRANSAMERICA CASUALTY INSURANCE COMPANY	31-4423946	10952	OH	
└ TRANSAMERICA CORPORATION (OR)	98-6021219		OR	
└ TRANSAMERICA FINANCE CORPORATION	95-1077235		DE	
└ TRANSAMERICA LEASING HOLDINGS INC.	13-3452993		DE	
└ TRANSAMERICA FUNDING LP	Foreign		GBR	27
└ TRANSAMERICA COMMERCIAL FINANCE CORPORATION, I	94-3054228		DE	
└ TCFC AIR HOLDINGS, INC.	32-0092333		DE	
└ TRANSAMERICA AVIATION LLC			DE	
└ TCFC ASSET HOLDINGS, INC.	32-0092334		DE	
└ TCF ASSET MANAGEMENT CORPORATION	84-0642550		CO	
└ TRANSAMERICA ACCOUNTS HOLDING CORPORATION	36-4162154		DE	
└ TRANSAMERICA CONSUMER FINANCE HOLDING COMPANY	95-4631538		DE	
└ TRANSAMERICA HOME LOAN	95-4390993		CA	
└ TRANSAMERICA DISTRIBUTION FINANCE - OVERSEAS, INC.	36-4254366		DE	
└ TRANSAMERICA SMALL BUSINESS CAPITAL, INC.	36-4251204		DE	
└ TRANSAMERICA VENDOR FINANCIAL SERVICES CORPORATION	36-4134790		DE	
└ TRANSAMERICA FINANCIAL LIFE INSURANCE COMPANY	36-6071399	70688	NY	28
└ CARLE PLACE LEASEHOLD SPE, LLC.			DE	
└ TRANSAMERICA INTERNATIONAL RE (BERMUDA) LTD.	98-0199561		BMU	
└ TRANSAMERICA INT'L RE ESCRITORIO DE REPRESENTACAO NO BRASIL LTD	Foreign		BRA	29
└ UNITED FINANCIAL SERVICES, INC.	52-1263786		MD	30
└ AEGON BRAZIL HOLDING B.V.	Foreign		NLD	
└ MONGERAL AEGON SEGUROS E PREVIDENCIA SA	Foreign		BRA	31
└ DATA A SOLUCOES EM PREVIDENCIA LTDA	Foreign		BRA	
└ MONGERAL AEGON ADMINISTRACAO E NEGOCIOS LTDA	Foreign		BRA	32
└ AEGON BRAZIL HOLDING II B.V.	Foreign		NLD	
└ MONGERAL AEGON HOLDING LTDA	Foreign		BRA	33
└ MONGERAL AEGON INVESTIMENTOS LTDA	Foreign		BRA	34
└ MONGERAL AEGON TECNOLOGIA LTDA	Foreign		BRA	35
└ AEGON DMS HOLDING B.V.	Foreign		NLD	
└ AEGON DIRECT & AFFINITY MARKETING SERVICES LIMITED	Foreign		HKG	
└ AEGON DIRECT MARKETING SERVICES INSURANCE BROKER (HK) LIMITED	Foreign		HKG	
└ CORNERSTONE INTERNATIONAL HOLDINGS LTD	Foreign		GBR	
└ AEGON DIRECT MARKETING SERVICES EUROPE LTD.	Foreign		GBR	
└ STONEBRIDGE INTERNATIONAL INSURANCE LTD	Foreign		GBR	
└ AEGON DIRECT MARKETING SERVICES KOREA CO., LTD.	Foreign		KOR	
└ TRANSAMERICA DIRECT MARKETING ASIA PACIFIC PTY LTD	08-2507515		AUS	
└ AEGON DIRECT & AFFINITY MARKETING SERVICES AUSTRALIA PTY LIMITED	08-2524785		AUS	
└ TRANSAMERICA INSURANCE MARKETING ASIA PACIFIC PTY LTD	08-2524730		AUS	
└ AEGON DIRECT & AFFINITY MARKETING SERVICES CO., LTD.	Foreign		JPN	
└ AEGON DIRECT MARKETING SERVICES MEXICO S.A. DE C.V.	Foreign		MEX	36
└ AEGON DIRECT MARKETING SERVICES MEXICO SERVICIOS S.A. DE C.V.	Foreign		MEX	36
└ AEGON DIRECT MARKETING SERVICES, INC.	Foreign		TWN	
└ AEGON LIFE INSURANCE AGENCY, INC.	Foreign		TWN	
└ TRANSAMERICA AFFINITY MARKETING CORRECTORA DE SEGUROS LTDA	Foreign		BRA	37
└ TRANSAMERICA DIRECT MARKETING CONSULTANTS PRIVATE LIMITED	Foreign		IND	38
└ AEGON MEXICO HOLDING II B.V.	Foreign		NLD	
└ SEGUROS ARGOS S.A. DE C.V.	Foreign		MEX	38
└ AEGON MEXICO HOLDING IV B.V.	Foreign		NLD	
└ AKAAN-AEGON, S.A.P.I DE C.V.	Foreign		MEX	40
└ TRANSAMERICA (BERMUDA) SERVICES CENTER, LTD.	Foreign		BMU	
└ TRANSAMERICA LIFE INTERNATIONAL (BERMUDA), LTD.	Foreign		BMU	

**TLIC Oakbrook Reinsurance, Inc.**  
**SCHEDULE Y – INFORMATION CONCERNING ACTIVITIES OF INSURER MEMBERS OF A HOLDING COMPANY GROUP**

PART 1 – ORGANIZATIONAL CHART

Organizational Chart Footnotes:

Ownership is 100% unless otherwise noted. Inclusion of an entity does not necessarily signify control.

- 1) Vereniging AEGON holds voting power in the common, preferred A and preferred B stock of Aegon N.V. totaling 31.8448%.
- 2) 51% owned by World Financial Group, Inc.; remaining 49% is annually offered to independent contractors associated with WFG Reinsurance Ltd
- 3) Members: AEGON USA Realty Advisors, LLC (50%); AXA Equitable Life Insurance Company, a non-affiliate of Aegon (50%)
- 4) AUSA Holding, LLC owns 51.60%; AEGON Asset Management Services, Inc. owns 37.62%; Commonwealth General Corporation owns 10.78%
- 5) AUSA Holding, LLC owns 56%; Transamerica Premier Life Insurance Company owns 44%
- 6) Ownership: 50% AEGON Institutional Markets, Inc.; 50% AEGON USA Realty Advisors, LLC
- 7) Gamet Subsidiaries: Gamet Assurance Corporation, Gamet Assurance Corporation III, Gamet Community Investments III, LLC, Gamet Community Investments XVIII, LLC, Gamet Community Investments XX, LLC, Gamet Community Investments XXIV, LLC, Gamet Community Investments XXV, LLC, Gamet Community Investments XXVI, LLC, Gamet Community Investments XXVII, LLC, Gamet Community Investments XXVIII, LLC, Gamet Community Investments XXIX, LLC, Gamet Community Investments XXX, LLC, Gamet Community Investments XXXI, LLC, Gamet Community Investments XXXII, LLC, Gamet Community Investments XXXIII, LLC, Gamet Community Investments XXXIV, LLC, Gamet Community Investments XXXV, LLC, Gamet Community Investments XXXVI, LLC, Gamet Community Investments XXXVII, LLC, Gamet Community Investments XXXVIII, LLC, Gamet Community Investments XXXIX, LLC, Gamet Community Investments XL, LLC, Gamet Community Investments XLI, LLC, Gamet Community Investments XLII, LLC, Gamet Community Investments XLIII, LLC, Gamet Community Investments XLIV, LLC, Gamet Community Investments XLV, LLC, Gamet Community Investments XLVI, LLC, Gamet Community Investments XLVII, LLC, Gamet Community Investments XLVIII, LLC, Gamet Community Investments XLIX, LLC
- 8) Members: Transamerica Life Insurance Company (84.40%); Transamerica Premier Life Insurance Company (15.60%)
- 9) Partners: Transamerica Life Insurance Company (70%); Transamerica Premier Life Insurance Company (30%)
- 10) Members: Investors Warranty of America, LLC (50%); non-affiliates of Aegon (50%)
- 11) Members: Transamerica Life Insurance Company (20%); non-affiliates of Aegon (80%)
- 12) Members: Transamerica Life Insurance Company (92.5%); Transamerica Financial Life Insurance Company (7.5%); Manager: AEGON USA Realty Advisors, LLC
- 13) Members: Transamerica Life Insurance Company (74.4%); Transamerica Premier Life Insurance Company (25.6%); Manager: AEGON USA Realty Advisors, LLC
- 14) Members: Transamerica Life Insurance Company (53.6%); Transamerica Premier Life Insurance Company (37.0%); Transamerica Financial Life Insurance Company (9.4%)
- 15) Members: Transamerica Life Insurance Company (64%); Transamerica Premier Life Insurance Company (32%); Transamerica Financial Life Insurance Company (4%). Manager: AEGON USA Realty Advisors, LLC
- 16) Members: Real Estate Alternatives Portfolio 4MR, LLC (49%); non-affiliate of Aegon (51%)
- 17) Transamerica Life Insurance Company owns 94.07%; AEGON International B.V. owns 5.9%
- 18) Members: Transamerica Life Insurance Company (71.57%); Transamerica Premier Life Insurance Company (16.83%); Transamerica Financial Life Insurance Company (9.28%); Firebird Re Corp. (1.66%); Transamerica Advisors Life Insurance Company (0.66%). Manager: AEGON USA Investment Management, LLC
- 19) Gamet Subsidiaries: Gamet Community Investments, LLC, Gamet Community Investments IV, LLC, Gamet Community Investments V, LLC, Gamet Community Investments VI, LLC, Gamet Community Investments VII, LLC, Gamet Community Investments VIII, LLC, Gamet Community Investments IX, LLC, Gamet Community Investments X, LLC, Gamet Community Investments XI, LLC, Gamet Community Investments XII, LLC.
- 20) Transamerica Premier Life Insurance Company owns 103,324 shares; Commonwealth General Corporation owns 37,161 shares
- 21) Members: ADMS representative (51%); AEGON Direct Marketing Services, Inc. (49%)
- 22) Members: Transamerica International Direct Marketing Consultants, LLC (97%); various ADMS representatives (3%)
- 23) Transamerica Premier Life Insurance Company owns 77%; AUSA Holding, LLC owns 23%
- 24) 50% owned by World Financial Group Holding Company of Canada Inc.; 50% World Financial Group Subholding Company of Canada Inc.
- 25) RCC Group: FGH USA, LLC; ALH Properties Eight, LLC; ALH Properties Eleven, LLC; ALH Properties Four, LLC; ALH Properties Nine, LLC; ALH Properties Seven, LLC; ALH Properties Seventeen, LLC; ALH Properties Sixteen, LLC; ALH Properties Ten, LLC; ALH Properties Twelve, LLC; ALH Properties Two, LLC; FGH Realty Credit, LLC; FGP 90 West Street, LLC; FGP West Street, LLC; Fifth FGP, LLC; First FGP, LLC; Fourth FGP, LLC; Second FGP, LLC; Seventh FGP, LLC
- 26) 100% of the voting common stock owned by Transamerica Corporation is allocated 75% of total cumulative vote. Participating common stock (100% owned by non-Aegon shareholders) is allocated 25% of the total cumulative vote.
- 27) 99% owned by Transamerica Leasing Holdings Inc.; 1% owned by Transamerica Commercial Finance Corporation, I
- 28) Ownership: 87.9% Transamerica Corporation (15,067 shares of common stock and 40,415 shares of preferred stock); 12.1% Transamerica Life Insurance Company (2,075 shares of common stock and 5,566 shares of preferred stock)
- 29) Quotaholders: Transamerica International Re (Bermuda) Ltd. (95%) and Commonwealth General Corporation (5%)
- 30) United Financial Services, Inc. is using two different DBA's in various states: Monumental Financial Services, Inc. and Transamerica Agency Network-Outbrokerage Services.
- 31) AEGON Brazil Holding B.V. owns 50%; non-affiliate of Aegon owns 50%
- 32) Mongeral AEGON Seguros e Previdencia SA owns 99%; non-affiliate of Aegon owns 1%
- 33) AEGON Brazil Holding II B.V. owns 50%; non-affiliate of Aegon owns 50%
- 34) Mongeral AEGON Holding Ltda owns 99%; non-affiliate of Aegon owns 1%
- 35) Mongeral AEGON Holding Ltda owns 50%; non-affiliate of Aegon owns 50%
- 36) AEGON Mexico Holding B.V. owns 49,999 shares; AEGON DMS Holding B.V. owns 1 share
- 37) AEGON DMS Holding B.V. owns 749,000 quota shares; AEGON International B.V. owns 1 quota share
- 38) AEGON DMS Holding B.V. owns 99.95%; ADMS representative owns .05%
- 39) AEGON Mexico Holding II B.V. owns 24.51%; AEGON Mexico Holding III B.V. owns 24.51%; non-affiliate of Aegon owns 50.98%
- 40) AEGON Mexico Holding IV B.V. owns 6,750,500 shares; non-affiliate of Aegon owns 501 shares



# SCHEDULE Y

## PART 1A - DETAIL OF INSURANCE HOLDING COMPANY SYSTEM

1	2	3	4	5	6	7	8	9	10	11	12	13	14	15	16
Group Code	Group Name	NAIC Company Code	ID Number	Federal RSSD	CIK	Name of Securities Exchange if Publicly Traded (U.S. or International)	Names of Parent, Subsidiaries or Affiliates	Domiciliary Location	Relationship to Reporting Entity	Directly Controlled by (Name of Entity/Person)	Type of Control (Ownership Board, Management Attorney-in-Fact, Influence, Other)	If Control is Ownership Provide Percentage	Ultimate Controlling Entity(ies)/Person(s)	Is an SCA Filing Required? (Y/N)	*
<b>Members</b>															
0000		00000	39-0989781	0	0		AEGON AFFORDABLE HOUSING DEBT FUND I, LLC	DE	NIA	TRANSAMERICA LIFE INSURANCE COMPANY	OWNERSHIP BOARD	100.000	AEGON N.V.	N	0
0000		00000	39-1884868	0	0		AEGON ASSET MANAGEMENT SERVICES, INC.	DE	NIA	AUSA HOLDING, LLC	OWNERSHIP BOARD	100.000	AEGON N.V.	N	0
0000		00000	61-1314968	0	0		AEGON ASSIGNMENT CORPORATION OF KENTUCKY	KY	NIA	AEGON FINANCIAL SERVICES GROUP, INC.	OWNERSHIP BOARD	100.000	AEGON N.V.	N	0
0000		00000	42-1477359	0	0		AEGON ASSIGNMENT CORPORATION	IL	NIA	AEGON FINANCIAL SERVICES GROUP, INC.	OWNERSHIP BOARD	100.000	AEGON N.V.	N	0
0000		00000		0	0		AEGON BRAZIL HOLDING B.V.	NLD	NIA	AEGON INTERNATIONAL B.V.	OWNERSHIP BOARD	100.000	AEGON N.V.	N	0
0000		00000		0	0		AEGON BRAZIL HOLDING II B.V.	NLD	NIA	AEGON INTERNATIONAL B.V.	OWNERSHIP BOARD	100.000	AEGON N.V.	N	0
0000		00000		0	0		AEGON COMMUNITY INVESTMENTS 50, LLC	DE	NIA	TRANSAMERICA LIFE INSURANCE COMPANY	OWNERSHIP BOARD	100.000	AEGON N.V.	N	0
0000		00000		0	0		AEGON COMMUNITY INVESTMENTS 51, LLC	DE	NIA	TRANSAMERICA LIFE INSURANCE COMPANY	OWNERSHIP BOARD	100.000	AEGON N.V.	N	0
0000		00000		0	0		AEGON DERIVATIVES N.V.	NLD	NIA	AEGON N.V.	OWNERSHIP BOARD	100.000	AEGON N.V.	N	0
0000		00000		0	0		AEGON DIRECT & AFFINITY MARKETING SERVICES LIMITED	HKG	NIA	AEGON DMS HOLDING B.V.	OWNERSHIP BOARD	100.000	AEGON N.V.	N	0
0000		00000		0	0		AEGON DIRECT & AFFINITY MARKETING SERVICES (THAILAND), LTD.	THA	NIA	TRANSAMERICA INTERNATIONAL DIRECT MARKETING CONSULTANTS, LLC.	OWNERSHIP BOARD	100.000	AEGON N.V.	N	0
0000		00000	08-2524785	0	0		AEGON DIRECT & AFFINITY MARKETING SERVICES AUSTRALIA PTY., LTD.	AUS	NIA	TRANSAMERICA DIRECT MARKETING ASIA PACIFIC PTY, LTD.	OWNERSHIP BOARD	100.000	AEGON N.V.	N	0
0000		00000		0	0		AEGON DIRECT MARKETING SERVICES EUROPE, LTD.	GBR	NIA	CORNERSTONE INTERNATIONAL HOLDINGS, LTD.	OWNERSHIP BOARD	100.000	AEGON N.V.	N	0
0000		00000		0	0		AEGON DIRECT MARKETING SERVICES INSURANCE BROKER (HK), LTD.	HKG	NIA	AEGON DIRECT & AFFINITY MARKETING SERVICES LIMITED	OWNERSHIP BOARD	100.000	AEGON N.V.	N	0
0000		00000	52-1291367	0	0		AEGON DIRECT MARKETING SERVICES INTERNATIONAL, INC.	MD	NIA	AUSA HOLDING, LLC	OWNERSHIP BOARD	100.000	AEGON N.V.	N	0
0000		00000		0	0		AEGON DIRECT & AFFINITY MARKETING SERVICES CO., LTD.	JPN	NIA	AEGON DMS HOLDING B.V.	OWNERSHIP BOARD	100.000	AEGON N.V.	N	0
0000		00000		0	0		AEGON DIRECT MARKETING SERVICES KOREA CO., LTD.	KOR	NIA	AEGON DMS HOLDING B.V.	OWNERSHIP BOARD	100.000	AEGON N.V.	N	0
0000		00000		0	0		AEGON DIRECT MARKETING SERVICES MEXICO SERVICIOS, S.A. DE C.V.	MEX	NIA	AEGON DMS HOLDING B.V.	OWNERSHIP BOARD	100.000	AEGON N.V.	N	0

52

## SCHEDULE Y

### PART 1A - DETAIL OF INSURANCE HOLDING COMPANY SYSTEM

1	2	3	4	5	6	7	8	9	10	11	12	13	14	15	16
Group Code	Group Name	NAIC Company Code	ID Number	Federal RSSD	CIK	Name of Securities Exchange if Publicly Traded (U.S. or International)	Names of Parent, Subsidiaries or Affiliates	Domiciliary Location	Relationship to Reporting Entity	Directly Controlled by (Name of Entity/Person)	Type of Control (Ownership Board, Management Attorney-in-Fact, Influence, Other)	If Control is Ownership Provide Percentage	Ultimate Controlling Entity(ies)/Person(s)	Is an SCA Filing Required? (Y/N)	*
0000		00000		0	0		AEGON DIRECT MARKETING SERVICES MEXICO, S.A. DE C.V.	MEX	NIA	AEGON DMS HOLDING B.V.	OWNERSHIP BOARD	100.000	AEGON N.V.	N	0
0000		00000		0	0		AEGON DIRECT MARKETING SERVICES, INC.	TWN	NIA	AEGON DMS HOLDING B.V.	OWNERSHIP BOARD	100.000	AEGON N.V.	Y	0
0000		00000	42-1470697	0	0		AEGON DIRECT MARKETING SERVICES, INC.	MD	NIA	TRANSAMERICA PREMIER LIFE INSURANCE COMPANY	OWNERSHIP BOARD	73.500	AEGON N.V.	Y	0
0000		00000	42-1470697	0	0		AEGON DIRECT MARKETING SERVICES, INC.	MD	NIA	COMMONWEALTH GENERAL CORPORARION	OWNERSHIP BOARD	26.500	AEGON N.V.	Y	0
0000		00000		0	0		AEGON DMS HOLDING B.V.	NLD	NIA	AEGON INTERNATIONAL B.V.	OWNERSHIP BOARD	100.000	AEGON N.V.	N	0
0000		00000	41-1479568	0	0		AEGON FINANCIAL SERVICES GROUP, INC.	MN	NIA	TRANSAMERICA LIFE INSURANCE COMPANY	OWNERSHIP BOARD	100.000	AEGON N.V.	Y	0
0000		00000	42-1489646	0	1160709		AEGON FUNDING COMPANY, LLC	DE	NIA	TRANSAMERICA CORPORATION	OWNERSHIP BOARD	100.000	AEGON N.V.	N	0
0000		00000		0	0		AEGON GLOBAL SERVICES, LLC	IA	NIA	COMMONWEALTH GENERAL CORPORATION	OWNERSHIP BOARD	100.000	AEGON N.V.	N	0
0000		00000	61-1085329	0	0		AEGON INSTITUTIONAL MARKETS, INC.	DE	NIA	COMMONWEALTH GENERAL CORPORATION	OWNERSHIP BOARD	100.000	AEGON N.V.	N	0
0000		00000		0	0		AEGON INTERNATIONAL B.V.	NLD	UIP	AEGON N.V.	OWNERSHIP BOARD	100.000	AEGON N.V.	N	0
0000		00000		0	0		AEGON LIFE INSURANCE AGENCY, INC.	TWN	NIA	AEGON DIRECT MARKETING SERVICES INC.	OWNERSHIP BOARD	100.000	AEGON N.V.	N	0
0000		00000	30-0445264	0	0		AEGON MANAGED ENHANCED CASH, LLC	DE	NIA	TRANSAMERICA LIFE INSURANCE COMPANY	OWNERSHIP BOARD	86.397	AEGON N.V.	N	0
0000		00000	30-0445264	0	0		AEGON MANAGED ENHANCED CASH, LLC	DE	NIA	TRANSAMERICA PREMIER LIFE INSURANCE COMPANY	OWNERSHIP BOARD	13.603	AEGON N.V.	N	0
0000		00000	35-1113520	0	0		AEGON MANAGEMENT COMPANY	IN	NIA	TRANSAMERICA CORPORATION HOLDING CORPORATION	OWNERSHIP BOARD	100.000	AEGON N.V.	N	0
0000		00000		0	0		AEGON MEXICO HOLDING II B.V.	NLD	NIA	AEGON INTERNATIONAL B.V.	OWNERSHIP BOARD	100.000	AEGON N.V.	N	0
0000		00000		0	0		AEGON MEXICO HOLDING IV B.V.	NLD	NIA	AEGON INTERNATIONAL B.V.	OWNERSHIP BOARD	100.000	AEGON N.V.	N	0
0000		00000		0	769218	NYSE	AEGON N.V.	NLD	UIP		OWNERSHIP BOARD	31.845	AEGON N.V.	N	0
0000		00000		0	0		AEGON NEDERLAND N.V.	NLD	NIA	AEGON N.V.	OWNERSHIP BOARD	100.000	AEGON N.V.	N	0
0000		00000		0	0		AEGON NEVAK HOLDING B.V.	NLD	NIA	AEGON N.V.	OWNERSHIP BOARD	100.000	AEGON N.V.	N	0

52.1

## SCHEDULE Y

### PART 1A - DETAIL OF INSURANCE HOLDING COMPANY SYSTEM

1	2	3	4	5	6	7	8	9	10	11	12	13	14	15	16
Group Code	Group Name	NAIC Company Code	ID Number	Federal RSSD	CIK	Name of Securities Exchange if Publicly Traded (U.S. or International)	Names of Parent, Subsidiaries or Affiliates	Domiciliary Location	Relationship to Reporting Entity	Directly Controlled by (Name of Entity/Person)	Type of Control (Ownership Board, Management Attorney-in-Fact, Influence, Other)	If Control is Ownership Provide Percentage	Ultimate Controlling Entity(ies)/Person(s)	Is an SCA Filing Required? (Y/N)	*
0000		00000	61-1068209	0	0		AEGON STRUCTURED SETTLEMENTS, INC.	KY	NIA	COMMONWEALTH GENERAL CORPORATION	OWNERSHIP BOARD	100.000	AEGON N.V.	N	0
0000		00000	52-1549874	0	0		AEGON USA ASSET MANAGEMENT HOLDING, LLC.	IA	NIA	AUSA HOLDING, LLC	OWNERSHIP BOARD	100.000	AEGON N.V.	N	0
0000		00000	52-1549874	0	1454937		AEGON USA INVESTMENT MANAGEMENT, LLC.	IA	NIA	AEGON USA ASSET MANAGEMENT HOLDING, LLC	OWNERSHIP BOARD	100.000	AEGON N.V.	N	0
0000		00000	61-1098396	0	0		AEGON USA REAL ESTATE SERVICES, INC.	DE	NIA	AEGON USA REALTY ADVISORS, LLC	OWNERSHIP BOARD	100.000	AEGON N.V.	N	0
0000		00000	20-5023693	0	0		AEGON USA REALTY ADVISORS OF CALIFORNIA, INC.	IA	NIA	AEGON USA REALTY ADVISORS, LLC	OWNERSHIP BOARD	100.000	AEGON N.V.	N	0
0000		00000	42-1205796	0	0		AEGON USA REALTY ADVISORS, LLC	IA	NIA	AEGON USA ASSET MANAGEMENT HOLDING, LLC	OWNERSHIP BOARD	100.000	AEGON N.V.	N	0
0000		00000	23-2421076	0	799183		AFSG SECURITIES CORPORATION	PA	NIA	COMMONWEALTH GENERAL CORPORATION	OWNERSHIP BOARD	100.000	AEGON N.V.	N	0
0000		00000	42-1205796	0	0		AHDF MANAGER I, LLC	DE	NIA	AEGON USA REALTY ADVISORS, LLC	OWNERSHIP BOARD	100.000	AEGON N.V.	N	0
0000		00000		0	0		AKAAN-AEGON, S.A.P.I. DE C.V.	MEX	NIA	AEGON MEXICO HOLDING IV B.V.	OWNERSHIP BOARD	99.990	AEGON N.V.	N	0
0000		00000	47-1181499	0	0		AUIM CREDIT OPPORTUNITIES FUND, LLC	DE	NIA	AEGON USA INVESTMENT MANAGEMENT, LLC	OWNERSHIP BOARD	100.000	AEGON N.V.	N	0
0000		00000	52-1549874	0	0		AUSA HOLDING, LLC	MD	NIA	TRANSAMERICA CORPORATION	OWNERSHIP BOARD	100.000	AEGON N.V.	N	0
0000		00000	27-1275705	0	0		AUSA PROPERTIES, INC	IA	NIA	AEGON USA REALTY ADVISORS, LLC	OWNERSHIP BOARD	100.000	AEGON N.V.	N	0
0000		00000	32-0342677	0	0		AXA EQUITABLE AGRIFINANCE, LLC	DE	NIA	AEGON USA REALTY ADVISORS, LLC	OWNERSHIP BOARD	50.000	AEGON N.V.	N	0
0000		00000	94-3392750	0	0		BAY AREA COMMUNITY INVESTMENTS I, LP	CA	NIA	TRANSAMERICA LIFE INSURANCE COMPANY	OWNERSHIP BOARD	70.000	AEGON N.V.	N	0
0000		00000	94-3392750	0	0		BAY AREA COMMUNITY INVESTMENTS I, LP	CA	NIA	TRANSAMERICA PREMIER LIFE INSURANCE COMPANY	OWNERSHIP BOARD	30.000	AEGON N.V.	N	0
0000		00000	52-0419790	0	0		BAY STATE COMMUNITY INVESTMENTS I, LLC.	DE	NIA	TRANSAMERICA PREMIER LIFE INSURANCE COMPANY	OWNERSHIP BOARD	100.000	AEGON N.V.	N	0
0000		00000	52-0419790	0	0		BAY STATE COMMUNITY INVESTMENTS II, LLC.	DE	NIA	TRANSAMERICA PREMIER LIFE INSURANCE COMPANY	OWNERSHIP BOARD	100.000	AEGON N.V.	N	0
0000		00000	AA-1380027	0	0		BLUE SQUARE RE N.V.	NLD	NIA	AEGON N.V.	OWNERSHIP BOARD	100.000	AEGON N.V.	N	0
0000		00000		0	0		CARLE PLACE LEASHOLD SPE, LLC	DE	NIA	TRANSAMERICA FINANCIAL LIFE INSURANCE COMPANY	OWNERSHIP BOARD	100.000	AEGON N.V.	N	0

52.2

## SCHEDULE Y

### PART 1A - DETAIL OF INSURANCE HOLDING COMPANY SYSTEM

1	2	3	4	5	6	7	8	9	10	11	12	13	14	15	16
Group Code	Group Name	NAIC Company Code	ID Number	Federal RSSD	CIK	Name of Securities Exchange if Publicly Traded (U.S. or International)	Names of Parent, Subsidiaries or Affiliates	Domiciliary Location	Relationship to Reporting Entity	Directly Controlled by (Name of Entity/Person)	Type of Control (Ownership Board, Management Attorney-in-Fact, Influence, Other)	If Control is Ownership Provide Percentage	Ultimate Controlling Entity(ies)/Person(s)	Is an SCA Filing Required? (Y/N)	*
0000		00000	98-1055613	0	0		CEDAR FUNDING, LTD.	CYM	NIA	TRANSAMERICA LIFE INSURANCE COMPANY	OWNERSHIP BOARD	100.000	AEGON N.V.	N	0
0000		00000	51-0108922	0	0		COMMONWEALTH GENERAL CORPORATION	DE	UIP	TRANSAMERICA CORPORATION	OWNERSHIP BOARD	100.000	AEGON N.V.	N	0
0000		00000		0	0		CORNERSTONE INTERNATIONAL HOLDINGS, LTD.	GBR	NIA	AEGON DMS HOLDING B.V.	OWNERSHIP BOARD	100.000	AEGON N.V.	N	0
0000		00000	42-1079584	0	0		CREDITOR RESOURCES, INC.	MI	NIA	AUSA HOLDING, LLC	OWNERSHIP BOARD	100.000	AEGON N.V.	N	0
0000		00000	52-1363611	0	0		CRI SOLUTIONS, INC.	MD	NIA	CREDITOR RESOURCES, INC.	OWNERSHIP BOARD	100.000	AEGON N.V.	N	0
0000		00000	20-4498171	0	0		CUPPLES STATE LIHTC INVESTORS, LLC.	DE	NIA	TRANSAMERICA LIFE INSURANCE COMPANY	OWNERSHIP BOARD	100.000	AEGON N.V.	N	0
0000		00000		0	0		DATA A SOLUCOES EM PREVIDENCIA LTDA	BRA	NIA	MONGERAL AEGON SEGUROS E PREVIDENCIA SA	OWNERSHIP BOARD	100.000	AEGON N.V.	N	0
0000		00000	01-0969916	0	1494550		FD TLIC, LIMITED LIABILITY COMPANY	NY	NIA	TRANSAMERICA LIFE INSURANCE COMPANY	OWNERSHIP BOARD	100.000	AEGON N.V.	N	0
0000		00000	23-2130174	0	0		FINANCIAL PLANNING SERVICES, INC.	DC	NIA	COMMONWEALTH GENERAL CORPORATION	OWNERSHIP BOARD	100.000	AEGON N.V.	N	0
0468	AEGON US HOLDING GRP	15694	47-3331975	0	0		FIREBIRD RE CORP.	AZ	IA	TRANSAMERICA CORPORATION	OWNERSHIP BOARD	100.000	AEGON N.V.	N	0
0000		00000	20-8736609	0	0		MITIGATION MANAGER, LLC.	DE	NIA	INVESTORS WARRANTY OF AMERICA, LLC.	OWNERSHIP BOARD	100.000	AEGON N.V.	N	0
0000		00000	14-1893533	0	0		GARNET ASSURANCE CORPORATION II	IA	NIA	COMMONWEALTH GENERAL CORPORATION	OWNERSHIP BOARD	100.000	AEGON N.V.	Y	0
0468	AEGON US HOLDING GRP	15632	46-4393942	0	0		HARBOR VIEW RE CORP.	HI	IA	COMMONWEALTH GENERAL CORPORATION	OWNERSHIP BOARD	100.000	AEGON N.N.	N	0
0000		00000	42-1517005	0	0		INTERSECURITIES INSURANCE AGENCY, INC.	CA	NIA	TRANSAMERICA PREMIER LIFE INSURANCE COMPANY	OWNERSHIP BOARD	100.000	AEGON N.V.	Y	0
0000		00000	42-1154276	0	0		INTERSTATE NORTH OFFICE PARK OWNER, LLC	DE	NIA	INVESTORS WARRANTY OF AMERICA, LLC.	OWNERSHIP BOARD	100.000	AEGON N.V.	N	0
0000		00000	42-1154276	0	0		INVESTORS WARRANTY OF AMERICA, LLC.	IA	NIA	TRANSAMERICA LIFE INSURANCE COMPANY	OWNERSHIP BOARD	100.000	AEGON N.V.	N	0
0468	AEGON US HOLDING GRP	15633	47-1703149	0	0		IRONWOOD RE CORP.	HI	IA	TRANSAMERICA CORPORATION	OWNERSHIP BOARD	100.000	AEGON N.V.	N	0
0000		00000	20-8687142	0	0		LCS ASSOCIATES, LLC.	DE	NIA	INVESTORS WARRANTY OF AMERICA, LLC.	OWNERSHIP BOARD	100.000	AEGON N.V.	N	0

52.3

## SCHEDULE Y

### PART 1A - DETAIL OF INSURANCE HOLDING COMPANY SYSTEM

1	2	3	4	5	6	7	8	9	10	11	12	13	14	15	16
Group Code	Group Name	NAIC Company Code	ID Number	Federal RSSD	CIK	Name of Securities Exchange if Publicly Traded (U.S. or International)	Names of Parent, Subsidiaries or Affiliates	Domiciliary Location	Relationship to Reporting Entity	Directly Controlled by (Name of Entity/Person)	Type of Control (Ownership Board, Management Attorney-in-Fact, Influence, Other)	If Control is Ownership Provide Percentage	Ultimate Controlling Entity(ies)/Person(s)	Is an SCA Filing Required? (Y/N)	*
0000		00000	42-1483973	0	0		LIFE INVESTORS ALLIANCE, LLC	DE	NIA	TRANSAMERICA LIFE INSURANCE COMPANY	OWNERSHIP BOARD	100.000	AEGON N.V.	Y	0
0000		00000	39-0989781	0	0		LIICA HOLDINGS, LLC	DE	NIA	TRANSAMERICA LIFE INSURANCE COMPANY	OWNERSHIP BOARD	100.000	AEGON N.V.	N	0
0000		00000	20-5984601	0	0		LIICA RE I, INC	VT	IA	LIICA HOLDINGS, LLC	OWNERSHIP BOARD	100.000	AEGON N.V.	N	0
0000		00000	20-5927773	0	0		LIICA RE II, INC	VT	IA	TRANSAMERICA LIFE INSURANCE COMPANY	OWNERSHIP BOARD	100.000	AEGON N.V.	N	0
0000		00000	42-0947998	0	0		MASSACHUSETTS FIDELITY TRUST COMPANY	IA	NIA	AUSA HOLDING, LLC	OWNERSHIP BOARD	100.000	AEGON N.V.	N	0
0000		00000	01-0930908	0	0		MLIC RE I, INC	VT	IA	TRANSAMERICA LIFE INSURANCE COMPANY	OWNERSHIP BOARD	100.000	AEGON N.V.	N	0
0000		00000		0	0		MONGERAL AEGON ADMINISTRACAO E NEGOCIOS LTDA	BRA	NIA	MONGERAL AEGON SEGUROS E PREVIDENCIA SA	OWNERSHIP BOARD	99.000	AEGON N.V.	N	0
0000		00000		0	0		MONGERAL AEGON HOLDING LTDA	BRA	NIA	AEGON BRAZIL HOLDING II B.V.	OWNERSHIP BOARD	50.000	AEGON N.V.	N	0
0000		00000		0	0		MONGERAL AEGON INVESTIMENTOS LTDA	BRA	NIA	MONGERAL AEGON HOLDING LTDA	OWNERSHIP BOARD	99.000	AEGON N.V.	N	0
0000		00000		0	0		MONGERAL AEGON SEGUROS E PREVIDENCIA SA	BRA	NIA	AEGON BRAZIL HOLDING B.V.	OWNERSHIP BOARD	50.000	AEGON N.V.	N	0
0000		00000		0	0		MONGERAL AEGON TECNOLOGIA LTDA	BRA	NIA	MONGERAL AEGON HOLDING LTDA	OWNERSHIP BOARD	50.000	AEGON N.V.	N	0
0000		00000	42-1079580	0	0		MONEY SERVICES, INC	DE	NIA	AUSA HOLDING, LLC	OWNERSHIP BOARD	100.000	AEGON N.V.	N	0
0000		00000	52-1243288	0	0		MONUMENTAL GENERAL ADMINISTRATORS, INC.	MD	NIA	AUSA HOLDING, LLC	OWNERSHIP BOARD	100.000	AEGON N.V.	N	0
0000		00000	20-3318246	0	0		NEW MARKETS COMMUNITY INVESTMENT FUND, LLC.	IA	NIA	AEGON INSTITUTIONAL MARKETS, INC.	OWNERSHIP BOARD	50.000	AEGON N.V.	N	0
0000		00000	20-3318246	0	0		NEW MARKETS COMMUNITY INVESTMENT FUND, LLC.	IA	NIA	AEGON USA REALTY ADVISORS, LLC.	OWNERSHIP BOARD	50.000	AEGON N.V.	N	0
0000		00000	26-2311888	0	0		ONCOR INSURANCE SERVICES, LLC	IA	NIA	TRANSAMERICA AGENCY NETWORK, INC.	OWNERSHIP BOARD	100.000	AEGON N.V.	N	0
0000		00000	20-1063558	0	0		PEARL HOLDINGS, INC. I	DE	NIA	AEGON USA ASSET MANAGEMENT HOLDING, LLC	OWNERSHIP BOARD	100.000	AEGON N.V.	N	0
0000		00000	20-1063571	0	0		PEARL HOLDINGS, INC. II	DE	NIA	AEGON USA ASSET MANAGEMENT HOLDING, LLC	OWNERSHIP BOARD	100.000	AEGON N.V.	N	0
0000		00000	23-1705984	0	0		PEOPLES BENEFIT SERVICES, LLC	PA	NIA	TRANSAMERICA LIFE INSURANCE COMPANY	OWNERSHIP BOARD	100.000	AEGON N.V.	N	0

52.4

## SCHEDULE Y

### PART 1A - DETAIL OF INSURANCE HOLDING COMPANY SYSTEM

1	2	3	4	5	6	7	8	9	10	11	12	13	14	15	16
Group Code	Group Name	NAIC Company Code	ID Number	Federal RSSD	CIK	Name of Securities Exchange if Publicly Traded (U.S. or International)	Names of Parent, Subsidiaries or Affiliates	Domiciliary Location	Relationship to Reporting Entity	Directly Controlled by (Name of Entity/Person)	Type of Control (Ownership Board, Management Attorney-in-Fact, Influence, Other)	If Control is Ownership Provide Percentage	Ultimate Controlling Entity(ies)/Person(s)	Is an SCA Filing Required? (Y/N)	*
0000		00000	26-1552330	0	0		PINE FALLS RE, INC.	VT	IA	TRANSAMERICA LIFE INSURANCE COMPANY	OWNERSHIP BOARD	100.000	AEGON N.V.	N	0
0000		00000	45-3601940	0	0		PLACER 400 INVESTORS, LLC	CA	NIA	INVESTORS WARRANTY OF AMERICA, LLC	OWNERSHIP BOARD	50.000	AEGON N.V.	N	0
0000		00000		0	1170593		PRIMUS GUARANTY, LTD.	BMU	NIA	TRANSAMERICA LIFE INSURANCE COMPANY	OWNERSHIP BOARD	20.000	AEGON N.V.	N	0
0000		00000	42-1154276	0	0		PSL ACQUISITIONS OPERATING, LLC	IA	NIA	INVESTORS WARRANTY OF AMERICA, LLC	OWNERSHIP BOARD	100.000	AEGON N.V.	N	0
0000		00000	13-3256226	0	0		RCC NORTH AMERICA, LLC	DE	NIA	TRANSAMERICA CORPORATION	OWNERSHIP BOARD	100.000	AEGON N.V.	N	0
0000		00000	02-0685017	0	0		REAL ESTATE ALTERNATIVES PORTFOLIO 2, LLC	DE	NIA	TRANSAMERICA LIFE INSURANCE COMPANY	OWNERSHIP BOARD	92.500	AEGON N.V.	N	0
0000		00000	02-0685017	0	0		REAL ESTATE ALTERNATIVES PORTFOLIO 2, LLC	DE	NIA	TRANSAMERICA FINANCIAL LIFE INSURANCE COMPANY	OWNERSHIP BOARD	7.500	AEGON N.V.	N	0
0000		00000	20-1378364	0	0		REAL ESTATE ALTERNATIVES PORTFOLIO 3, LLC	DE	NIA	TRANSAMERICA LIFE INSURANCE COMPANY	OWNERSHIP BOARD	74.400	AEGON N.V.	N	0
0000		00000	20-1378364	0	0		REAL ESTATE ALTERNATIVES PORTFOLIO 3, LLC	DE	NIA	TRANSAMERICA PREMIER LIFE INSURANCE COMPANY	OWNERSHIP BOARD	25.600	AEGON N.V.	N	0
0000		00000	20-1627078	0	0		REAL ESTATE ALTERNATIVES PORTFOLIO 3A, INC.	DE	NIA	TRANSAMERICA LIFE INSURANCE COMPANY	OWNERSHIP BOARD	53.600	AEGON N.V.	Y	0
0000		00000	20-1627078	0	0		REAL ESTATE ALTERNATIVES PORTFOLIO 3A, INC.	DE	NIA	TRANSAMERICA PREMIER LIFE INSURANCE COMPANY	OWNERSHIP BOARD	37.000	AEGON N.V.	Y	0
0000		00000	20-1627078	0	0		REAL ESTATE ALTERNATIVES PORTFOLIO 3A, INC.	DE	NIA	TRANSAMERICA FINANCIAL LIFE INSURANCE COMPANY	OWNERSHIP BOARD	9.400	AEGON N.V.	Y	0
0000		00000	20-3878375	0	0		REAL ESTATE ALTERNATIVES PORTFOLIO 4HR, LLC	DE	NIA	TRANSAMERICA LIFE INSURANCE COMPANY	OWNERSHIP BOARD	64.000	AEGON N.V.	N	0
0000		00000	20-3878375	0	0		REAL ESTATE ALTERNATIVES PORTFOLIO 4HR, LLC	DE	NIA	TRANSAMERICA PREMIER LIFE INSURANCE COMPANY	OWNERSHIP BOARD	32.000	AEGON N.V.	N	0
0000		00000	20-3878375	0	0		REAL ESTATE ALTERNATIVES PORTFOLIO 4HR, LLC	DE	NIA	TRANSAMERICA FINANCIAL LIFE INSURANCE COMPANY	OWNERSHIP BOARD	4.000	AEGON N.V.	N	0
0000		00000	20-3878417	0	0		REAL ESTATE ALTERNATIVES PORTFOLIO 4MR, LLC	DE	NIA	TRANSAMERICA LIFE INSURANCE COMPANY	OWNERSHIP BOARD	64.000	AEGON N.V.	N	0
0000		00000	20-3878417	0	0		REAL ESTATE ALTERNATIVES PORTFOLIO 4MR, LLC	DE	NIA	TRANSAMERICA PREMIER LIFE INSURANCE COMPANY	OWNERSHIP BOARD	32.000	AEGON N.V.	N	0
0000		00000	20-3878417	0	0		REAL ESTATE ALTERNATIVES PORTFOLIO 4MR, LLC	DE	NIA	TRANSAMERICA FINANCIAL LIFE INSURANCE COMPANY	OWNERSHIP BOARD	4.000	AEGON N.V.	N	0
0000		00000	20-0877184	0	0		RIVER RIDGE INSURANCE COMPANY	VT	IA	AEGON MANAGEMENT COMPANY	OWNERSHIP BOARD	100.000	AEGON N.V.	N	0

52.5

## SCHEDULE Y

### PART 1A - DETAIL OF INSURANCE HOLDING COMPANY SYSTEM

1	2	3	4	5	6	7	8	9	10	11	12	13	14	15	16
Group Code	Group Name	NAIC Company Code	ID Number	Federal RSSD	CIK	Name of Securities Exchange if Publicly Traded (U.S. or International)	Names of Parent, Subsidiaries or Affiliates	Domiciliary Location	Relationship to Reporting Entity	Directly Controlled by (Name of Entity/Person)	Type of Control (Ownership Board, Management Attorney-in-Fact, Influence, Other)	If Control is Ownership Provide Percentage	Ultimate Controlling Entity(ies)/Person(s)	Is an SCA Filing Required? (Y/N)	*
0000		00000	03-0164230	0	0		SB FRAZER OWNER, LLC	DE	NIA	TRANSAMERICA LIFE INSURANCE COMPANY	OWNERSHIP BOARD	100.000	AEGON N.V.	N	0
0000		00000		0	0		SEGUROS ARGOS S.A. DE C.V.	MEX	NIA	AEGON MEXICO HOLDING II B.V.	OWNERSHIP BOARD	24.510	AEGON N.V.	N	0
0000		00000		0	0		SEGUROS ARGOS S.A. DE C.V.	MEX	NIA	AEGON MEXICO HOLDING III B.V.	OWNERSHIP BOARD	24.510	AEGON N.V.	N	0
0000		00000	42-1338496	0	0		SHORT HILLS MANAGEMENT COMPANY	NJ	NIA	TRANSAMERICA CORPORATION HOLDING CORPORATION	OWNERSHIP BOARD	100.000	AEGON N.V.	N	0
0468	AEGON US HOLDING GRP	98426	86-0455577	0	0		SOUTHWEST EQUITY LIFE INSURANCE COMPANY	AZ	IA	TRANSAMERICA CORPORATION	OWNERSHIP BOARD	100.000	AEGON N.V.	N	0
0000		00000	75-2548428	0	0		STONEBRIDGE BENEFIT SERVICES, INC.	DE	NIA	COMMONWEALTH GENERAL CORPORATION	OWNERSHIP BOARD	100.000	AEGON N.V.	N	0
0000		00000		0	0		STONEBRIDGE INTERNATIONAL INSURANCE, LTD.	GBR	NIA	CORNERSTONE INTERNATIONAL HOLDINGS, LTD.	OWNERSHIP BOARD	100.000	AEGON N.V.	N	0
0000		00000	61-1497252	0	0		STONEBRIDGE REINSURANCE COMPANY	VT	IA	TRANSAMERICA LIFE INSURANCE COMPANY	OWNERSHIP BOARD	100.000	AEGON N.V.	N	0
0000		00000	94-3026780	0	0		TABR REALTY SERVICES, LLC	DE	NIA	AUSA HOLDING, LLC	OWNERSHIP BOARD	100.000	AEGON N.V.	N	0
0000		00000	84-0642550	0	0		TCF ASSET MANAGEMENT CORPORATION	CO	NIA	TCFC ASSET HOLDINGS, INC.	OWNERSHIP BOARD	100.000	AEGON N.V.	N	0
0000		00000	32-0092333	0	0		TCFC AIR HOLDINGS, INC.	DE	NIA	TRANSAMERICA COMMERCIAL FINANCE CORPORATION, I	OWNERSHIP BOARD	100.000	AEGON N.V.	N	0
0000		00000	32-0092334	0	0		TCFC ASSET HOLDINGS, INC.	DE	NIA	TRANSAMERICA COMMERCIAL FINANCE CORPORATION, I	OWNERSHIP BOARD	100.000	AEGON N.V.	N	0
0000		00000	51-6513848	0	0		THE AEGON TRUST	DE	UIP	AEGON INTERNATIONAL B.V.	OWNERSHIP BOARD	100.000	AEGON N.V.	N	0
0000		00000	42-1154276	0	0		THH ACQUISITIONS, LLC	IA	NIA	INVESTORS WARRANTY OF AMERICA, LLC.	OWNERSHIP BOARD	100.000	AEGON N.V.	N	0
0468	AEGON US HOLDING GRP	15549	47-1026613	0	0		TLIC OAKBROOK REINSURANCE, INC.	IA	RE	TRANSAMERICA LIFE INSURANCE COMPANY	OWNERSHIP BOARD	100.000	AEGON N.V.	N	0
0468	AEGON US HOLDING GRP	14146	45-3193055	0	0		TLIC RIVERWOOD REINSURANCE, INC.	IA	IA	TRANSAMERICA LIFE INSURANCE COMPANY	OWNERSHIP BOARD	100.000	AEGON N.V.	N	0
0468	AEGON US HOLDING GRP	16032	81-3715574	0	0		TLIC WATERTREE REINSURANCE, INC.	IA	IA	TRANSAMERICA LIFE INSURANCE COMPANY	OWNERSHIP BOARD	100.000	AEGON N.V.	N	0
0000		00000	42-1154276	0	0		TRADITION LAND COMPANY, LLC.	IA	NIA	INVESTORS WARRANTY OF AMERICA, LLC.	OWNERSHIP BOARD	100.000	AEGON N.V.	N	0

52.6

## SCHEDULE Y

### PART 1A - DETAIL OF INSURANCE HOLDING COMPANY SYSTEM

1	2	3	4	5	6	7	8	9	10	11	12	13	14	15	16
Group Code	Group Name	NAIC Company Code	ID Number	Federal RSSD	CIK	Name of Securities Exchange if Publicly Traded (U.S. or International)	Names of Parent, Subsidiaries or Affiliates	Domiciliary Location	Relationship to Reporting Entity	Directly Controlled by (Name of Entity/Person)	Type of Control (Ownership Board, Management Attorney-in-Fact, Influence, Other)	If Control is Ownership Provide Percentage	Ultimate Controlling Entity(ies)/Person(s)	Is an SCA Filing Required? (Y/N)	*
0000		00000	36-4162154	0	0		TRANSAMERICA ACCOUNTS HOLDING CORPORATION	DE	NIA	TCFC ASSET HOLDINGS, INC.	OWNERSHIP BOARD	100.000	AEGON N.V.	N	0
0468	AEGON US HOLDING GRP.	79022	91-1325756	0	845091		TRANSAMERICA ADVISORS LIFE INSURANCE COMPANY	AR	IA	TRANSAMERICA CORPORATION	OWNERSHIP BOARD	100.000	AEGON N.V.	N	0
0000		00000		0	0		TRANSAMERICA AFFINITY MARKETING CORRETORA DE SEGUROS LTDA	BRA	NIA	AEGON DMS HOLDING B.V.	OWNERSHIP BOARD	100.000	AEGON N.V.	N	0
0000		00000	42-1523438	0	0		TRANSAMERICA AFFINITY SERVICES, INC.	MD	NIA	AEGON DIRECT MARKETING SERVICES, INC.	OWNERSHIP BOARD	100.000	AEGON N.V.	N	0
0000		00000	94-3252196	0	0		TRANSAMERICA AFFORDABLE HOUSING, INC.	CA	NIA	TABR REALTY SERVICES, LLC	OWNERSHIP BOARD	100.000	AEGON N.V.	N	0
0000		00000	61-1513662	0	0		TRANSAMERICA AGENCY NETWORK, INC.	IA	NIA	AUSA HOLDING, LLC	OWNERSHIP BOARD	100.000	AEGON N.V.	N	0
0000		00000	85-0325648	0	0		TRANSAMERICA ANNUITY SERVICE CORPORATION	NM	NIA	COMMONWEALTH GENERAL CORPORATION	OWNERSHIP BOARD	100.000	AEGON N.V.	N	0
0000		00000	59-3403585	0	1191808		TRANSAMERICA ASSET MANAGEMENT, INC.	FL	NIA	TRANSAMERICA PREMIER LIFE INSURANCE COMPANY	OWNERSHIP BOARD	77.000	AEGON N.V.	N	0
0000		00000	59-3403585	0	1191808		TRANSAMERICA ASSET MANAGEMENT, INC.	FL	NIA	AUSA HOLDING, LLC	OWNERSHIP BOARD	23.000	AEGON N.V.	N	0
0000		00000		0	0		TRANSAMERICA AVIATION LLC	DE	NIA	TCFC AIR HOLDINGS, INC.	OWNERSHIP BOARD	100.000	AEGON N.V.	N	0
0000		00000		0	0		TRANSAMERICA (BERMUDA) SERVICES CENTER, LTD.	BMU	NIA	AEGON INTERNATIONAL B.V.	OWNERSHIP BOARD	100.000	AEGON N.V.	N	0
0000		00000	95-3141953	0	316561		TRANSAMERICA CAPITAL, INC.	CA	NIA	AUSA HOLDING, LLC	OWNERSHIP BOARD	100.000	AEGON N.V.	N	0
0468	AEGON US HOLDING GRP.	10952	31-4423946	0	0		TRANSAMERICA CASUALTY INSURANCE COMPANY	OH	IA	TRANSAMERICA CORPORATION	OWNERSHIP BOARD	100.000	AEGON N.V.	N	0
0000		00000	94-3054228	0	0		TRANSAMERICA COMMERCIAL FINANCE CORPORATION, I.	DE	NIA	TRANSAMERICA FINANCE CORPORATION	OWNERSHIP BOARD	100.000	AEGON N.V.	N	0
0000		00000	95-4631538	0	0		TRANSAMERICA CONSUMER FINANCE HOLDING COMPANY	DE	NIA	TCFC ASSET HOLDINGS, INC.	OWNERSHIP BOARD	100.000	AEGON N.V.	N	0
0000		00000	98-6021219	0	0		TRANSAMERICA CORPORATION (OR)	OR	NIA	TRANSAMERICA CORPORATION	OWNERSHIP BOARD	100.000	AEGON N.V.	N	0
0000		00000	42-1484983	0	99189		TRANSAMERICA CORPORATION	DE	UIP	THE AEGON TRUST	OWNERSHIP BOARD	100.000	AEGON N.V.	N	0
0000		00000	08-2507515	0	0		TRANSAMERICA DIRECT MARKETING ASIA PACIFIC PTY, LTD.	AUS	NIA	AEGON DMS HOLDING B.V.	OWNERSHIP BOARD	100.000	AEGON N.V.	N	0
0000		00000		0	0		TRANSAMERICA DIRECT MARKETING CONSULTANTS PRIVATE LIMITED	IND	NIA	AEGON DMS HOLDING B.V.	OWNERSHIP BOARD	100.000	AEGON N.V.	N	0

52.7



## SCHEDULE Y

### PART 1A - DETAIL OF INSURANCE HOLDING COMPANY SYSTEM

1	2	3	4	5	6	7	8	9	10	11	12	13	14	15	16
Group Code	Group Name	NAIC Company Code	ID Number	Federal RSSD	CIK	Name of Securities Exchange if Publicly Traded (U.S. or International)	Names of Parent, Subsidiaries or Affiliates	Domiciliary Location	Relationship to Reporting Entity	Directly Controlled by (Name of Entity/Person)	Type of Control (Ownership Board, Management Attorney-in-Fact, Influence, Other)	If Control is Ownership Provide Percentage	Ultimate Controlling Entity(ies)/Person(s)	Is an SCA Filing Required? (Y/N)	*
0000		00000	36-4254366	0	0		TRANSAMERICA DISTRIBUTION FINANCE-OVERSEAS, INC.	DE	NIA	TCFC ASSET HOLDINGS, INC.	OWNERSHIP BOARD	100.000	AEGON N.V.	N	0
0000		00000	95-1077235	0	99193		TRANSAMERICA FINANCE CORPORATION.	DE	NIA	TRANSAMERICA CORPORATION	OWNERSHIP BOARD	100.000	AEGON N.V.	N	0
0000		00000	59-2476008	0	0		TRANSAMERICA FINANCIAL ADVISORS, INC.	DE	NIA	AUSA HOLDING, LLC	OWNERSHIP BOARD	51.600	AEGON N.V.	N	0
0000		00000	59-2476008	0	0		TRANSAMERICA FINANCIAL ADVISORS, INC.	DE	NIA	AEGON ASSET MANAGEMENT SERVICES, INC.	OWNERSHIP BOARD	37.620	AEGON N.V.	N	0
0000		00000	59-2476008	0	0		TRANSAMERICA FINANCIAL ADVISORS, INC.	DE	NIA	COMMONWEALTH GENERAL CORPORATION	OWNERSHIP BOARD	10.780	AEGON N.V.	N	0
0468	AEGON US HOLDING GRP.	70688	36-6071399	0	0		TRANSAMERICA FINANCIAL LIFE INSURANCE COMPANY	NY	IA	TRANSAMERICA CORPORATION	OWNERSHIP BOARD	87.900	AEGON N.V.	N	0
0468	AEGON US HOLDING GRP.	70688	36-6071399	0	0		TRANSAMERICA FINANCIAL LIFE INSURANCE COMPANY	NY	IA	TRANSAMERICA LIFE INSURANCE COMPANY	OWNERSHIP BOARD	12.100	AEGON N.V.	N	0
0000		00000	59-3403587	0	1308973		TRANSAMERICA FUND SERVICES, INC.	FL	NIA	TRANSAMERICA PREMIER LIFE INSURANCE COMPANY	OWNERSHIP BOARD	44.000	AEGON N.V.	Y	0
0000		00000	59-3403587	0	1308973		TRANSAMERICA FUND SERVICES, INC.	FL	NIA	AUSA HOLDING, LLC	OWNERSHIP BOARD	56.000	AEGON N.V.	Y	0
0000		00000		0	0		TRANSAMERICA FUNDING LP	GBR	NIA	TRANSAMERICA LEASING HOLDINGS, INC.	OWNERSHIP BOARD	99.000	AEGON N.V.	N	0
0000		00000		0	0		TRANSAMERICA FUNDING LP	GBR	NIA	TRANSAMERICA COMMERCIAL FINANCE CORPORATION	OWNERSHIP BOARD	1.000	AEGON N.V.	N	0
0000		00000	95-4390993	0	0		TRANSAMERICA HOME LOAN	CA	NIA	TRANSAMERICA CONSUMER FINANCE HOLDING COMPANY	OWNERSHIP BOARD	100.000	AEGON N.V.	N	0
0000		00000		0	0		TRANSAMERICA INSURANCE MARKETING ASIA PACIFIC PTY, LTD.	AUS	NIA	TRANSAMERICA DIRECT MARKETING ASIA PACIFIC PTY, LTD.	OWNERSHIP BOARD	100.000	AEGON N.V.	N	0
0000		00000	42-1470697	0	0		TRANSAMERICA INTERNATIONAL DIRECT MARKETING CONSULTANTS, LLC.	MD	NIA	AEGON DIRECT MARKETING SERVICES, INC.	OWNERSHIP BOARD	100.000	AEGON N.V.	N	0
0000		00000	AA-3190773	0	0		TRANSAMERICA INTERNATIONAL RE (BERMUDA), LTD.	BMU	IA	TRANSAMERICA CORPORATION	OWNERSHIP BOARD	100.000	AEGON N.V.	N	0
0000		00000		0	0		TRANSAMERICA INTERNATIONAL RE ESCRITORIO DE REPRESENTACAO NO BRASIL, LTD.	BRA	NIA	TRANSAMERICA INTERNATIONAL RE(BERMUDA), LTD.	OWNERSHIP BOARD	95.000	AEGON N.V.	N	0
0000		00000		0	0		TRANSAMERICA INTERNATIONAL RE ESCRITORIO DE REPRESENTACAO NO BRASIL, LTD.	BRA	NIA	COMMONWEALTH GENERAL CORPORATION	OWNERSHIP BOARD	5.000	AEGON N.V.	N	0
0000		00000	06-1564377	0	99201		TRANSAMERICA INVESTMENT MANAGEMENT, LLC.	DE	NIA	AEGON USA ASSET MANAGEMENT HOLDING, LLC.	OWNERSHIP BOARD	100.000	AEGON N.V.	N	0

52.8

## SCHEDULE Y

### PART 1A - DETAIL OF INSURANCE HOLDING COMPANY SYSTEM

1	2	3	4	5	6	7	8	9	10	11	12	13	14	15	16
Group Code	Group Name	NAIC Company Code	ID Number	Federal RSSD	CIK	Name of Securities Exchange if Publicly Traded (U.S. or International)	Names of Parent, Subsidiaries or Affiliates	Domiciliary Location	Relationship to Reporting Entity	Directly Controlled by (Name of Entity/Person)	Type of Control (Ownership Board, Management Attorney-in-Fact, Influence, Other)	If Control is Ownership Provide Percentage	Ultimate Controlling Entity(ies)/Person(s)	Is an SCA Filing Required? (Y/N)	*
0000		00000	13-3696753	0	0		TRANSAMERICA INVESTORS SECURITIES CORPORATION	DE	NIA	TRANSAMERICA RETIREMENT SOLUTIONS, LLC	OWNERSHIP BOARD	100.000	AEGON N.V.	N	0
0000		00000	13-3452993	0	0		TRANSAMERICA LEASING HOLDINGS INC.	DE	NIA	TRANSAMERICA FINANCE CORPORATION	OWNERSHIP BOARD	100.000	AEGON N.V.	N	0
0000		00000	AA-3190868	0	0		TRANSAMERICA LIFE (BERMUDA), LTD.	BMU	IA	TRANSAMERICA LIFE INSURANCE COMPANY	OWNERSHIP BOARD	94.070	AEGON N.V.	Y	0
0000		00000	AA-3190868	0	0		TRANSAMERICA LIFE (BERMUDA), LTD.	BMU	IA	AEGON INTERNATIONAL B.V.	OWNERSHIP BOARD	5.900	AEGON N.V.	Y	0
0468	AEGON US HOLDING GRP.	86231	39-0989781	0	0		TRANSAMERICA LIFE INSURANCE COMPANY	IA	UDP	COMMONWEALTH GENERAL CORPORATION	OWNERSHIP BOARD	100.000	AEGON N.V.	N	0
0000		00000	AA-3190837	0	0		TRANSAMERICA LIFE INTERNATIONAL (BERMUDA), LTD.	BMU	IA	AEGON INTERNATIONAL B.V.	OWNERSHIP BOARD	100.000	AEGON N.V.	N	0
0000		12134	94-3304740	0	0		TRANSAMERICA PACIFIC INSURANCE COMPANY, LTD.	HI	IA	COMMONWEALTH GENERAL CORPORATION	OWNERSHIP BOARD	100.000	AEGON N.V.	N	0
0468	AEGON US HOLDING GRP.	66281	52-0419790	0	0		TRANSAMERICA PREMIER LIFE INSURANCE COMPANY	IA	IA	COMMONWEALTH GENERAL CORPORATION	OWNERSHIP BOARD	100.000	AEGON N.V.	N	0
0000		00000	52-0419790	0	0		TRANSAMERICA PYRAMID PROPERTIES, LLC.	IA	NIA	TRANSAMERICA PREMIER LIFE INSURANCE COMPANY	OWNERSHIP BOARD	100.000	AEGON N.V.	N	0
0000		00000	52-0419790	0	0		TRANSAMERICA REALTY INVESTMENT PROPERTIES, LLC.	DE	NIA	TRANSAMERICA PREMIER LIFE INSURANCE COMPANY	OWNERSHIP BOARD	100.000	AEGON N.V.	N	0
0000		00000	52-1525601	0	0		TRANSAMERICA RESOURCES, INC.	MD	NIA	MONUMENTAL GENERAL ADMINISTRATORS, INC.	OWNERSHIP BOARD	100.000	AEGON N.V.	N	0
0000		00000	42-2892702	0	0		TRANSAMERICA RETIREMENT ADVISORS, LLC	DE	NIA	TRANSAMERICA RETIREMENT SOLUTIONS, LLC	OWNERSHIP BOARD	100.000	AEGON N.V.	N	0
0000		00000	46-2720367	0	0		TRANSAMERICA RETIREMENT INSURANCE AGENCY, LLC	DE	NIA	TRANSAMERICA RETIREMENT SOLUTIONS, LLC	OWNERSHIP BOARD	100.000	AEGON N.V.	N	0
0000		00000	13-3689044	0	0		TRANSAMERICA RETIREMENT SOLUTIONS, LLC	DE	NIA	AUSA HOLDING, LLC	OWNERSHIP BOARD	100.000	AEGON N.V.	N	0
0000		00000	36-4251204	0	0		TRANSAMERICA SMALL BUSINESS CAPITAL, INC.	DE	NIA	TCFC ASSET HOLDINGS, INC.	OWNERSHIP BOARD	100.000	AEGON N.V.	N	0
0000		00000	27-0648897	0	0		TRANSAMERICA STABLE VALUE SOLUTIONS, INC.	DE	NIA	COMMONWEALTH GENERAL CORPORATION	OWNERSHIP BOARD	100.000	AEGON N.V.	N	0
0000		00000	42-1079580	0	0		TRANSAMERICA TRAVEL AND CONFERENCE SERVICES, LLC	IA	NIA	MONEY SERVICES, INC.	OWNERSHIP BOARD	100.000	AEGON N.V.	N	0
0000		00000	36-4134790	0	0		TRANSAMERICA VENDOR FINANCIAL SERVICES CORPORATION	DE	NIA	TCFC ASSET HOLDINGS, INC.	OWNERSHIP BOARD	100.000	AEGON N.V.	N	0

52.9

## SCHEDULE Y

### PART 1A - DETAIL OF INSURANCE HOLDING COMPANY SYSTEM

1	2	3	4	5	6	7	8	9	10	11	12	13	14	15	16
Group Code	Group Name	NAIC Company Code	ID Number	Federal RSSD	CIK	Name of Securities Exchange if Publicly Traded (U.S. or International)	Names of Parent, Subsidiaries or Affiliates	Domiciliary Location	Relationship to Reporting Entity	Directly Controlled by (Name of Entity/Person)	Type of Control (Ownership Board, Management Attorney-in-Fact, Influence, Other)	If Control is Ownership Provide Percentage	Ultimate Controlling Entity(ies)/Person(s)	Is an SCA Filing Required? (Y/N)	*
0000		00000		0	0		TRANSAMERICA VENTURES, LLC	DE	NIA	AUSA HOLDING, LLC	OWNERSHIP BOARD	100.000	AEGON N.V.	N	0
0000		00000		0	0		TRANSAMERICA VENTURES FUND, LLC	DE	NIA	AUSA HOLDING, LLC	OWNERSHIP BOARD	100.000	AEGON N.V.	N	0
0000		00000	52-1263786	0	0		UNITED FINANCIAL SERVICES, INC.	MD	NIA	TRANSAMERICA CORPORATION	OWNERSHIP BOARD	100.000	AEGON N.V.	N	0
0000		00000	42-1334744	0	0		UNIVERSAL BENEFITS, LLC	IA	NIA	AUSA HOLDING, LLC	OWNERSHIP BOARD	100.000	AEGON N.V.	N	0
0000		00000		0	0		VERENIGING AEGON NETHERLANDS MEMBERSHIP ASSOCIATION	NLD	NIA		OWNERSHIP BOARD	100.000	AEGON N.V.	N	0
0000		00000	20-2541057	0	0		WFG CHINA HOLDINGS, INC.	DE	NIA	WORLD FINANCIAL GROUP, INC.	OWNERSHIP BOARD	100.000	AEGON N.V.	N	0
0000		00000	66-0621281	0	0		WFG INSURANCE AGENCY OF PUERTO RICO, INC.	PR	NIA	WORLD FINANCIAL GROUP INSURANCE AGENCY, INC.	OWNERSHIP BOARD	100.000	AEGON N.V.	N	0
0000		00000	20-2133638	0	0		WFG PROPERTIES HOLDINGS, LLC	GA	NIA	WORLD FINANCIAL GROUP, INC.	OWNERSHIP BOARD	100.000	AEGON N.V.	N	0
0000		00000		0	0		WFG REINSURANCE LIMITED	HI	IA	WORLD FINANCIAL GROUP, INC.	OWNERSHIP BOARD	51.000	AEGON N.V.	N	0
0000		00000		0	0		WFG SECURITIES INC.	CAN	NIA	WORLD FINANCIAL GROUP HOLDING COMPANY OF CANADA, INC.	OWNERSHIP BOARD	100.000	AEGON N.V.	N	0
0000		00000		0	0		WORLD FINANCIAL GROUP CANADA, INC.	CAN	NIA	WORLD FINANCIAL GROUP HOLDING COMPANY OF CANADA, INC.	OWNERSHIP BOARD	100.000	AEGON N.V.	N	0
0000		00000		0	0		WORLD FINANCIAL GROUP HOLDING COMPANY OF CANADA, INC.	CAN	NIA	COMMONWEALTH GENERAL CORPORATION	OWNERSHIP BOARD	100.000	AEGON N.V.	N	0
0000		00000		0	0		WORLD FINANCIAL GROUP INSURANCE AGENCY OF CANADA, INC.	CAN	NIA	WORLD FINANCIAL GROUP HOLDING COMPANY OF CANADA, INC.	OWNERSHIP BOARD	50.000	AEGON N.V.	N	0
0000		00000		0	0		WORLD FINANCIAL GROUP INSURANCE AGENCY OF CANADA, INC.	CAN	NIA	WORLD FINANCIAL GROUP SUBHOLDING COMPANY OF CANADA, INC.	OWNERSHIP BOARD	50.000	AEGON N.V.	N	0
0000		00000	99-0277127	0	0		WORLD FINANCIAL GROUP INSURANCE AGENCY OF HAWAII, INC.	HI	NIA	WORLD FINANCIAL GROUP INSURANCE AGENCY, INC.	OWNERSHIP BOARD	100.000	AEGON N.V.	N	0
0000		00000	04-3182849	0	0		WORLD FINANCIAL GROUP INSURANCE AGENCY OF MASSACHUSETTS, INC.	MA	NIA	WORLD FINANCIAL GROUP INSURANCE AGENCY, INC.	OWNERSHIP BOARD	100.000	AEGON N.V.	N	0
0000		00000	42-1519076	0	0		WORLD FINANCIAL GROUP INSURANCE AGENCY OF WYOMING, INC.	WY	NIA	WORLD FINANCIAL GROUP INSURANCE AGENCY, INC.	OWNERSHIP BOARD	100.000	AEGON N.V.	N	0
0000		00000	95-3809372	0	0		WORLD FINANCIAL GROUP INSURANCE AGENCY, INC.	CA	NIA	TRANSAMERICA PREMIER LIFE INSURANCE COMPANY	OWNERSHIP BOARD	100.000	AEGON N.V.	Y	0
0000		00000		0	0		WORLD FINANCIAL GROUP SUBHOLDING COMPANY OF CANADA, INC.	CAN	NIA	WORLD FINANCIAL GROUP HOLDING COMPANY OF CANADA, INC.	OWNERSHIP BOARD	100.000	AEGON N.V.	N	0

52.10

## SCHEDULE Y

### PART 1A - DETAIL OF INSURANCE HOLDING COMPANY SYSTEM

1	2	3	4	5	6	7	8	9	10	11	12	13	14	15	16
Group Code	Group Name	NAIC Company Code	ID Number	Federal RSSD	CIK	Name of Securities Exchange if Publicly Traded (U.S. or International)	Names of Parent, Subsidiaries or Affiliates	Domiciliary Location	Relationship to Reporting Entity	Directly Controlled by (Name of Entity/Person)	Type of Control (Ownership Board, Management Attorney-in-Fact, Influence, Other)	If Control is Ownership Provide Percentage	Ultimate Controlling Entity(ies)/Person(s)	Is an SCA Filing Required? (Y/N)	*
0000		00000	42-1518386	0	0		WORLD FINANCIAL GROUP, INC.	DE	NIA	AEGON ASSET MANAGEMENT SERVICES, INC.	OWNERSHIP BOARD	100.000	AEGON N.V.	N	0
0000		00000	27-5278588	0	0		YARRA RAPIDS, LLC	DE	NIA	REAL ESTATE ALTERNATIVES PORTFOLIO 4 MR, LLC	OWNERSHIP BOARD	49.000	AEGON N.V.	N	0
0000		00000	95-2775959	0	109152		ZAHORIK COMPANY, INC.	CA	NIA	AUSA HOLDING, LLC	OWNERSHIP BOARD	100.000	AEGON N.V.	N	0
0000		00000	26-1298094	0	0		ZERO BETA FUND, LLC	DE	NIA	TRANSAMERICA LIFE INSURANCE COMPANY	OWNERSHIP BOARD	71.570	AEGON N.V.	N	0
0000		00000	26-1298094	0	0		ZERO BETA FUND, LLC	DE	NIA	TRANSAMERICA PREMIER LIFE INSURANCE COMPANY	OWNERSHIP BOARD	16.830	AEGON N.V.	N	0
0000		00000	26-1298094	0	0		ZERO BETA FUND, LLC	DE	NIA	TRANSAMERICA FINANCIAL LIFE INSURANCE COMPANY	OWNERSHIP BOARD	9.280	AEGON N.V.	N	0
0000		00000	26-1298094	0	0		ZERO BETA FUND, LLC	DE	NIA	TRANSAMERICA ADVISORS LIFE INSURANCE COMPANY	OWNERSHIP BOARD	0.660	AEGON N.V.	N	0
0000		00000	26-1298094	0	0		ZERO BETA FUND, LLC	DE	NIA	FIREBIRD RE CORP	OWNERSHIP BOARD	1.660	AEGON N.V.	N	0

52.11

## SCHEDULE Y

### PART 2 - SUMMARY OF INSURER'S TRANSACTIONS WITH ANY AFFILIATES

1	2	3	4	5	6	7	8	9	10	11	12	13
NAIC Company Code	ID Number	Names of Insurers and Parent, Subsidiaries or Affiliates	Shareholder Dividends	Capital Contributions	Purchases, Sales or Exchanges of Loans, Securities, Real Estate, Mortgage Loans or Other Investments	Income/ (Disbursements) Incurred in Connection with Guarantees or Undertakings for the Benefit of any Affiliate(s)	Management Agreements and Service Contracts	Income/ (Disbursements) Incurred under Reinsurance Agreements	*	Any Other Material Activity Not in the Ordinary Course of the Insurer's Business	Totals	Reinsurance Recoverable/ (Payable) on Losses and/or Reserve Credit Taken/ (Liability)
<b>Affiliated Transactions</b>												
0.....	.....	See Attached.....	0	0	0	0	0	0	.....	0	0	0
9999999	Control Totals.....		0	0	0	0	0	0	XXX	0	0	0

**SUPPLEMENTAL EXHIBITS AND SCHEDULES INTERROGATORIES**

The following supplemental reports are required to be filed as part of your statement filing unless specifically waived by the domiciliary state. However, in the event that your domiciliary state waives the filing requirement, your response of WAIVED to the specific interrogatory will be accepted in lieu of filing a "NONE" report and a bar code will be printed below. If the supplement is required of your company but is not being filed for whatever reason enter SEE EXPLANATION and provide an explanation following the interrogatory questions.

<b>MARCH FILING</b>	<b>Responses</b>
1. Will the Supplemental Compensation Exhibit be filed with the state of domicile by March 1?	NO
2. Will the confidential Risk-Based Capital Report be filed with the NAIC by March 1?	NO
3. Will the confidential Risk-Based Capital Report be filed with the state of domicile, if required, by March 1?	YES
4. Will an actuarial opinion be filed by March 1?	YES
<b>APRIL FILING</b>	
5. Will Management's Discussion and Analysis be filed by April 1?	NO
6. Will the Life, Health & Annuity Guaranty Association Model Act Assessment Base Reconciliation Exhibit be filed with the state of domicile and the NAIC by April 1?	NO
7. Will the Adjustment Form (if required) be filed with state of domicile and the NAIC by April 1?	NO
8. Will the Supplemental Investment Risk Interrogatories be filed by April 1?	NO
<b>JUNE FILING</b>	
9. Will an audited financial report be filed by June 1?	YES
10. Will Accountants Letter of Qualifications be filed with the state of domicile and electronically with the NAIC by June 1?	YES
<b>AUGUST FILING</b>	
11. Will regulator-only (non-public) Communication of Internal Control Related Matters Noted in Audit be filed with the state of domicile and electronically with the NAIC (as a regulator-only non-public document) by August 1?	YES

The following supplemental reports are required to be filed as part of your statement filing. However, in the event that your company does not transact the type of business for which the special report must be filed, your response of NO to the specific interrogatory will be accepted in lieu of filing a "NONE" report and a bar code will be printed below. If the supplement is required of your company but is not being filed for whatever reason, enter SEE EXPLANATION and provide an explanation following the interrogatory questions.

<b>MARCH FILING</b>	<b>Responses</b>
12. Will Schedule SIS (Stockholder Information Supplement) be filed with the state of domicile by March 1?	NO
13. Will the Medicare Supplement Insurance Experience Exhibit be filed with the state of domicile and the NAIC by March 1?	NO
14. Will the Trusteed Surplus Statement be filed with the state of domicile and the NAIC by March 1?	NO
15. Will the actuarial opinion on participating and non-participating policies as required in Interrogatories 1 and 2 to Exhibit 5 be filed with the state of domicile and electronically with the NAIC by March 1?	NO
16. Will the actuarial opinion on non-guaranteed elements as required in interrogatory #3 to Exhibit 5 be filed with the state of domicile and electronically with the NAIC by March 1?	NO
17. Will the actuarial opinion on X-Factors be filed with the state of domicile and electronically with the NAIC by March 1?	YES
18. Will the actuarial opinion on Separate Accounts Funding Guaranteed Minimum Benefit be filed with the state of domicile and electronically with the NAIC by March 1?	NO
19. Will the actuarial opinion on Synthetic Guaranteed Investment Contracts be filed with the state of domicile and electronically with the NAIC by March 1?	NO
20. Will the Reasonableness of Assumptions Certification required by Actuarial Guideline XXXV be filed with the state of domicile and electronically with the NAIC by March 1?	NO
21. Will the Reasonableness and Consistency of Assumptions Certification required by Actuarial Guideline XXXV be filed with the state of domicile and electronically with the NAIC by March 1?	NO
22. Will the Reasonableness of Assumptions Certification for Implied Guaranteed Rate Method required by Actuarial Guideline XXXVI be filed with the state of domicile and electronically with the NAIC by March 1?	NO
23. Will the Reasonableness and Consistency of Assumptions Certification required by Actuarial Guideline XXXVI (Updated Average Market Value) be filed with the state of domicile and electronically with the NAIC by March 1?	NO
24. Will the Reasonableness and Consistency of Assumptions Certification required by Actuarial Guideline XXXVI (Updated Market Value) be filed with the state of domicile and electronically with the NAIC by March 1?	NO
25. Will the C-3 RBC Certifications required under C-3 Phase I be filed with the state of domicile and electronically with the NAIC by March 1?	NO
26. Will the C-3 RBC Certifications required under C-3 Phase II be filed with the state of domicile and electronically with the NAIC by March 1?	NO
27. Will the Actuarial Certifications Related to Annuity Nonforfeiture Ongoing Compliance for Equity Indexed Annuities be filed with the state of domicile and electronically with the NAIC by March 1?	NO
28. Will the actuarial opinion required by the Modified Guaranteed Annuity Model Regulation be filed with the state of domicile and electronically with the NAIC by March 1?	NO
29. Will the Actuarial Certifications Related to Hedging required by Actuarial Guideline XLIII be filed with the state of domicile and electronically with the NAIC by March 1?	NO
30. Will the Financial Officer Certification Related to Clearly Defined Hedging Strategy required by Actuarial Guideline XLIII be filed with the state of domicile and electronically with the NAIC by March 1?	NO
31. Will the Management Certification That the Valuation Reflects Management's Intent required by Actuarial Guideline XLIII be filed with the state of domicile and electronically with the NAIC by March 1?	NO
32. Will the Actuarial Certification Related to the Reserves required by Actuarial Guideline XLIII be filed with the state of domicile and electronically with the NAIC by March 1?	NO
33. Will the Actuarial Certification regarding the use of 2001 Preferred Class Tables required by the Model Regulation Permitting the Recognition of Preferred Mortality Tables for Use in Determining Minimum Reserve Liabilities be filed with the state of domicile and electronically with the NAIC by March 1?	NO
34. Will the Workers' Compensation Carve-Out Supplement be filed by March 1?	NO
35. Will Supplemental Schedule O be filed with the state of domicile and the NAIC by March 1?	NO
36. Will the Medicare Part D Coverage Supplement be filed with the state of domicile and the NAIC by March 1?	NO
37. Will an approval from the reporting entity's state of domicile for relief related to the five-year rotation requirement for lead audit partner be filed electronically with the NAIC by March 1?	NO
38. Will an approval from the reporting entity's state of domicile for relief related to the one-year cooling off period for independent CPA be filed electronically with the NAIC by March 1?	NO
39. Will an approval from the reporting entity's state of domicile for relief related to the Requirements for Audit Committees be filed electronically with the NAIC by March 1?	NO
40. Will the confidential Regulatory Asset Adequacy Issues Summary (RAAIS) required by Actuarial Opinion and Memorandum Regulation (Model 822), Section 7A(5), be filed with the state of domicile by March 15?	NO
<b>APRIL FILING</b>	
41. Will the Long-Term Care Experience Reporting Forms be filed with the state of domicile and the NAIC by April 1?	NO
42. Will the Interest-Sensitive Life Insurance Products Report Forms be filed with the state of domicile and the NAIC by April 1?	NO
43. Will the Credit Insurance Experience Exhibit be filed with the state of domicile and the NAIC by April 1?	NO
44. Will the Accident and Health Policy Experience Exhibit be filed by April 1?	NO
45. Will the Analysis of Annuity Operations by Lines of Business be filed with the state of domicile and the NAIC by April 1?	NO
46. Will the Analysis of Increase in Annuity Reserves During the Year be filed with the state of domicile and the NAIC by April 1?	NO
47. Will the Supplemental Health Care Exhibit (Parts 1, 2 and 3) be filed with the state of domicile and the NAIC by April 1?	NO
48. Will the regulator only (non-public) Supplemental Health Care Exhibit's Expense Allocation Report be filed with the state of domicile and the NAIC by April 1?	NO
49. Will the confidential Actuarial Memorandum required by Actuarial Guideline XXXVIII 8D be filed with the state of domicile by April 30?	NO
50. Will the Supplemental XXX/AXXX Reinsurance Exhibit be filed with the state of domicile and the NAIC by April 1?	NO
<b>AUGUST FILING</b>	
51. Will Management's Report of Internal Control Over Financial Reporting be filed with the state of domicile by August 1?	NO

# SUPPLEMENTAL EXHIBITS AND SCHEDULES INTERROGATORIES

The following supplemental reports are required to be filed as part of your statement filing unless specifically waived by the domiciliary state. However, in the event that your domiciliary state waives the filing requirement, your response of WAIVED to the specific interrogatory will be accepted in lieu of filing a "NONE" report and a bar code will be printed below. If the supplement is required of your company but is not being filed for whatever reason enter SEE EXPLANATION and provide an explanation following the interrogatory questions.

**EXPLANATIONS:**

- 1. The data for this supplement is not required to be filed.
- 2. The data for this supplement is not required to be filed.
- 3.
- 4.
- 5. The data for this supplement is not required to be filed.
- 6. The data for this supplement is not required to be filed.
- 7. The data for this supplement is not required to be filed.
- 8. The data for this supplement is not required to be filed.
- 9.
- 10.
- 11.
- 12. The data for this supplement is not required to be filed.
- 13. The data for this supplement is not required to be filed.
- 14. The data for this supplement is not required to be filed.
- 15. The data for this supplement is not required to be filed.
- 16. The data for this supplement is not required to be filed.
- 17.
- 18. The data for this supplement is not required to be filed.
- 19. The data for this supplement is not required to be filed.
- 20. The data for this supplement is not required to be filed.
- 21. The data for this supplement is not required to be filed.
- 22. The data for this supplement is not required to be filed.
- 23. The data for this supplement is not required to be filed.
- 24. The data for this supplement is not required to be filed.
- 25. The data for this supplement is not required to be filed.
- 26. The data for this supplement is not required to be filed.
- 27. The data for this supplement is not required to be filed.
- 28. The data for this supplement is not required to be filed.
- 29. The data for this supplement is not required to be filed.
- 30. The data for this supplement is not required to be filed.
- 31. The data for this supplement is not required to be filed.
- 32. The data for this supplement is not required to be filed.
- 33. The data for this supplement is not required to be filed.
- 34. The data for this supplement is not required to be filed.


**BAR CODE:**




# SUPPLEMENTAL EXHIBITS AND SCHEDULES INTERROGATORIES

The following supplemental reports are required to be filed as part of your statement filing unless specifically waived by the domiciliary state. However, in the event that your domiciliary state waives the filing requirement, your response of WAIVED to the specific interrogatory will be accepted in lieu of filing a "NONE" report and a bar code will be printed below. If the supplement is required of your company but is not being filed for whatever reason enter SEE EXPLANATION and provide an explanation following the interrogatory questions.


- 35. The data for this supplement is not required to be filed.
- 36. The data for this supplement is not required to be filed.
- 37. The data for this supplement is not required to be filed.
- 38. The data for this supplement is not required to be filed.
- 39. The data for this supplement is not required to be filed.
- 40. The data for this supplement is not required to be filed.
- 41. The data for this supplement is not required to be filed.
- 42. The data for this supplement is not required to be filed.
- 43. The data for this supplement is not required to be filed.
- 44. The data for this supplement is not required to be filed.
- 45. The data for this supplement is not required to be filed.
- 46. The data for this supplement is not required to be filed.
- 47. The data for this supplement is not required to be filed.
- 48. The data for this supplement is not required to be filed.
- 49. The data for this supplement is not required to be filed.
- 50. The data for this supplement is not required to be filed.
- 51. The data for this supplement is not required to be filed.




\* 0 0 0 0 0 2 0 1 6 4 6 5 0 0 0 0 0 \*




\* 0 0 0 0 0 2 0 1 6 3 6 5 0 0 0 0 0 \*




\* 0 0 0 0 0 2 0 1 6 2 2 4 0 0 0 0 0 \*




\* 0 0 0 0 0 2 0 1 6 2 2 5 0 0 0 0 0 \*




\* 0 0 0 0 0 2 0 1 6 2 2 6 0 0 0 0 0 \*




\* 0 0 0 0 0 2 0 1 6 4 3 4 0 0 0 0 0 \*




\* 0 0 0 0 0 2 0 1 6 3 0 6 0 0 0 0 0 \*




\* 0 0 0 0 0 2 0 1 6 2 8 0 0 0 0 0 0 \*




\* 0 0 0 0 0 2 0 1 6 2 3 0 0 0 0 0 0 \*




\* 0 0 0 0 0 2 0 1 6 2 1 0 0 0 0 0 0 \*




\* 0 0 0 0 0 2 0 1 6 5 1 0 0 0 0 0 0 \*




\* 0 0 0 0 0 2 0 1 6 5 1 1 0 0 0 0 0 \*




\* 0 0 0 0 0 2 0 1 6 2 1 6 0 0 0 0 0 \*




\* 0 0 0 0 0 2 0 1 6 2 1 7 0 0 0 0 0 \*



\* 0 0 0 0 0 2 0 1 6 4 3 5 0 0 0 0 0 \*



\* 0 0 0 0 0 2 0 1 6 3 4 5 0 0 0 0 0 \*



\* 0 0 0 0 0 2 0 1 6 2 2 3 0 0 0 0 0 \*



**Overflow Page  
NONE**

**Overflow Page  
NONE**

## SUMMARY INVESTMENT SCHEDULE

Investment Categories	Gross Investment Holdings		Admitted Assets as Reported in the Annual Statement			
	1 Amount	2 Percentage	3 Amount	4 Securities Lending Reinvested Collateral Amount	5 Total (Col. 3 + 4) Amount	6 Percentage
1. Bonds:						
1.1 U.S. treasury securities.....	0	0.0	0	0	0	0.0
1.2 U.S. government agency obligations (excluding mortgage-backed securities):						
1.21 Issued by U.S. government agencies.....	0	0.0	0	0	0	0.0
1.22 Issued by U.S. government sponsored agencies.....	0	0.0	0	0	0	0.0
1.3 Non-U.S. government (including Canada, excluding mortgage-backed securities).....	1,856,830	1.4	1,856,830	0	1,856,830	1.4
1.4 Securities issued by states, territories and possessions and political subdivisions in the U.S.:						
1.41 States, territories and possessions general obligations.....	0	0.0	0	0	0	0.0
1.42 Political subdivisions of states, territories and possessions and political subdivisions general obligations.....	0	0.0	0	0	0	0.0
1.43 Revenue and assessment obligations.....	0	0.0	0	0	0	0.0
1.44 Industrial development and similar obligations.....	0	0.0	0	0	0	0.0
1.5 Mortgage-backed securities (includes residential and commercial MBS):						
1.51 Pass-through securities:						
1.511 Issued or guaranteed by GNMA.....	0	0.0	0	0	0	0.0
1.512 Issued or guaranteed by FNMA and FHLMC.....	0	0.0	0	0	0	0.0
1.513 All other.....	0	0.0	0	0	0	0.0
1.52 CMOs and REMICs:						
1.521 Issued or guaranteed by GNMA, FNMA, FHLMC or VA.....	0	0.0	0	0	0	0.0
1.522 Issued by non-U.S. Government issuers and collateralized by mortgage-based securities issued or guaranteed by agencies shown in Line 1.521.....	0	0.0	0	0	0	0.0
1.523 All other.....	29,434,297	21.9	29,434,297	0	29,434,297	21.9
2. Other debt and other fixed income securities (excluding short-term):						
2.1 Unaffiliated domestic securities (includes credit tenant loans and hybrid securities).....	75,596,882	56.3	75,596,882	0	75,596,882	56.3
2.2 Unaffiliated non-U.S. securities (including Canada).....	14,924,762	11.1	14,924,762	0	14,924,762	11.1
2.3 Affiliated securities.....	0	0.0	0	0	0	0.0
3. Equity interests:						
3.1 Investments in mutual funds.....	0	0.0	0	0	0	0.0
3.2 Preferred stocks:						
3.21 Affiliated.....	0	0.0	0	0	0	0.0
3.22 Unaffiliated.....	0	0.0	0	0	0	0.0
3.3 Publicly traded equity securities (excluding preferred stocks):						
3.31 Affiliated.....	0	0.0	0	0	0	0.0
3.32 Unaffiliated.....	0	0.0	0	0	0	0.0
3.4 Other equity securities:						
3.41 Affiliated.....	0	0.0	0	0	0	0.0
3.42 Unaffiliated.....	0	0.0	0	0	0	0.0
3.5 Other equity interests including tangible personal property under lease:						
3.51 Affiliated.....	0	0.0	0	0	0	0.0
3.52 Unaffiliated.....	0	0.0	0	0	0	0.0
4. Mortgage loans:						
4.1 Construction and land development.....	0	0.0	0	0	0	0.0
4.2 Agricultural.....	0	0.0	0	0	0	0.0
4.3 Single family residential properties.....	0	0.0	0	0	0	0.0
4.4 Multifamily residential properties.....	0	0.0	0	0	0	0.0
4.5 Commercial loans.....	0	0.0	0	0	0	0.0
4.6 Mezzanine real estate loans.....	0	0.0	0	0	0	0.0
5. Real estate investments:						
5.1 Property occupied by company.....	0	0.0	0	0	0	0.0
5.2 Property held for production of income (including \$.....0 of property acquired in satisfaction of debt).....	0	0.0	0	0	0	0.0
5.3 Property held for sale (including \$.....0 property acquired in satisfaction of debt).....	0	0.0	0	0	0	0.0
6. Contract loans.....	0	0.0	0	0	0	0.0
7. Derivatives.....	0	0.0	0	0	0	0.0
8. Receivables for securities.....	0	0.0	0	0	0	0.0
9. Securities lending (Line 10, Asset Page reinvested collateral).....	0	0.0	0	XXX	XXX	XXX
10. Cash, cash equivalents and short-term investments.....	12,483,384	9.3	12,483,384	0	12,483,384	9.3
11. Other invested assets.....	0	0.0	0	0	0	0.0
12. Total invested assets.....	134,296,155	100.0	134,296,155	0	134,296,155	100.0

## SCHEDULE A - VERIFICATION BETWEEN YEARS

Real Estate

1.	Book/adjusted carrying value, December 31 of prior year.....	0	
2.	Cost of acquired:		
2.1	Actual cost at time of acquisition (Part 2, Column 6).....	0	
2.2	Additional investment made after acquisition (Part 2, Column 9).....	0	0
3.	Current year change in encumbrances:		
3.1	Totals, Part 1, Column 13.....	0	
3.2	Totals, Part 3, Column 11.....	0	0
4.	Total gain (loss) on disposals, Part 3, Column 18.....		0
5.	Deduct amounts received on disposals, Part 3, Column 15.....		0
6.	Total foreign exchange change in book/adjusted carrying value:		
6.1	Totals, Part 1, Column 15.....	0	
6.2	Totals, Part 3, Column 13.....	0	0
7.	Deduct current year's other-than-temporary impairment recognized:		
7.1	Totals, Part 1, Column 12.....	0	
7.2	Totals, Part 3, Column 10.....	0	0
8.	Deduct current year's depreciation:		
8.1	Totals, Part 1, Column 11.....	0	
8.2	Totals, Part 3, Column 9.....	0	0
9.	Book/adjusted carrying value at end of current period (Lines 1+2+3+4-5+6-7-8).....		0
10.	Deduct total nonadmitted amounts.....		0
11.	Statement value at end of current period (Line 9 minus Line 10).....		0

NONE

## SCHEDULE B - VERIFICATION BETWEEN YEARS

Mortgage Loans

1.	Book value/recorded investment excluding accrued interest, December 31 of prior year.....	0	
2.	Cost of acquired:		
2.1	Actual cost at time of acquisition (Part 2, Column 7).....	0	
2.2	Additional investment made after acquisition (Part 2, Column 8).....	0	0
3.	Capitalized deferred interest and other:		
3.1	Totals, Part 1, Column 12.....	0	
3.2	Totals, Part 3, Column 11.....	0	0
4.	Accrual of discount.....		0
5.	Unrealized valuation increase (decrease):		
5.1	Totals, Part 1, Column 9.....	0	
5.2	Totals, Part 3, Column 8.....	0	0
6.	Total gain (loss) on disposals, Part 3, Column 18.....		0
7.	Deduct amounts received on disposals, Part 3, Column 15.....		0
8.	Deduct amortization of premium and mortgage interest points and commitment fees.....		0
9.	Total foreign exchange change in book value/recorded investment excluding accrued interest:		
9.1	Totals, Part 1, Column 13.....	0	
9.2	Totals, Part 3, Column 13.....	0	0
10.	Deduct current year's other-than-temporary impairment recognized:		
10.1	Totals, Part 1, Column 11.....	0	
10.2	Totals, Part 3, Column 10.....	0	0
11.	Book value/recorded investment excluding accrued interest at end of current period (Lines 1+2+3+4+5+6-7-8+9-10).....		0
12.	Total valuation allowance.....		0
13.	Subtotal (Line 11 plus Line 12).....		0
14.	Deduct total nonadmitted amounts.....		0
15.	Statement value at end of current period (Line 13 minus Line 14).....		0

NONE

## SCHEDULE BA - VERIFICATION BETWEEN YEARS

### Other Long-Term Invested Assets

1.	Book/adjusted carrying value, December 31 of prior year.....	0	
2.	Cost of acquired:		
2.1	Actual cost at time of acquisition (Part 2, Column 8).....	0	
2.2	Additional investment made after acquisition (Part 2, Column 9).....	0	0
3.	Capitalized deferred interest and other:		
3.1	Totals, Part 1, Column 16.....	0	
3.2	Totals, Part 3, Column 12.....	0	0
4.	Accrual of discount.....		0
5.	Unrealized valuation increase (decrease):		
5.1	Totals, Part 1, Column 13.....	0	
5.2	Totals, Part 3, Column 9.....	0	0
6.	Total gain (loss) on disposals, Part 3, Column 19.....		0
7.	Deduct amounts received on disposals, Part 3, Column 16.....		0
8.	Deduct amortization of premium and depreciation.....		0
9.	Total foreign exchange change in book/adjusted carrying value:		
9.1	Totals, Part 1, Column 17.....	0	
9.2	Totals, Part 3, Column 14.....	0	0
10.	Deduct current year's other-than-temporary impairment recognized:		
10.1	Totals, Part 1, Column 15.....	0	
10.2	Totals, Part 3, Column 11.....	0	0
11.	Book/adjusted carrying value at end of current period (Lines 1+2+3+4+5+6-7-8+9-10).....		0
12.	Deduct total nonadmitted amounts.....		0
13.	Statement value at end of current period (Line 11 minus Line 12).....		0

NONE

## SCHEDULE D - VERIFICATION BETWEEN YEARS

### Bonds and Stocks

1.	Book/adjusted carrying value, December 31 of prior year.....	62,030,826	
2.	Cost of bonds and stocks acquired, Part 3, Column 7.....	64,725,757	
3.	Accrual of discount.....	17,801	
4.	Unrealized valuation increase (decrease):		
4.1	Part 1, Column 12.....	0	
4.2	Part 2, Section 1, Column 15.....	0	
4.3	Part 2, Section 2, Column 13.....	0	
4.4	Part 4, Column 11.....	0	0
5.	Total gain (loss) on disposals, Part 4, Column 19.....	16,701	
6.	Deduct consideration for bonds and stocks disposed of, Part 4, Column 7.....	4,638,349	
7.	Deduct amortization of premium.....	339,965	
8.	Total foreign exchange change in book/adjusted carrying value:		
8.1	Part 1, Column 15.....	0	
8.2	Part 2, Section 1, Column 19.....	0	
8.3	Part 2, Section 2, Column 16.....	0	
8.4	Part 4, Column 15.....	0	0
9.	Deduct current year's other-than-temporary impairment recognized:		
9.1	Part 1, Column 14.....	0	
9.2	Part 2, Section 1, Column 17.....	0	
9.3	Part 2, Section 2, Column 14.....	0	
9.4	Part 4, Column 13.....	0	0
10.	Book/adjusted carrying value at end of current period (Lines 1+2+3+4+5-6-7+8-9).....	121,812,771	
11.	Deduct total nonadmitted amounts.....	0	
12.	Statement value at end of current period (Line 10 minus Line 11).....	121,812,771	

## SCHEDULE D - SUMMARY BY COUNTRY

Long-Term Bonds and Stocks OWNED December 31 of Current Year

Description	1	2	3	4
	Book/Adjusted Carrying Value	Fair Value	Actual Cost	Par Value of Bonds
<b>BONDS</b>				
Governments (Including all obligations guaranteed by governments)	1. United States.....0	.....0	.....0	.....0
	2. Canada.....0	.....0	.....0	.....0
	3. Other Countries.....1,856,830	.....1,812,500	.....1,957,500	.....1,450,000
	4. Totals.....1,856,830	.....1,812,500	.....1,957,500	.....1,450,000
U.S. States, Territories and Possessions (Direct and guaranteed)	5. Totals.....0	.....0	.....0	.....0
U.S. Political Subdivisions of States, Territories and Possessions (Direct and guaranteed)	6. Totals.....0	.....0	.....0	.....0
U.S. Special Revenue and Special Assessment Obligations and All Non-Guaranteed Obligations of Agencies and Authorities of Governments and Their Political Subdivisions	7. Totals.....0	.....0	.....0	.....0
Industrial and Miscellaneous, SVO Identified Funds and Hybrid Securities (unaffiliated)	8. United States.....105,031,179	.....104,536,843	.....105,430,768	.....103,273,459
	9. Canada.....0	.....0	.....0	.....0
	10. Other Countries.....14,924,762	.....14,903,319	.....14,965,935	.....14,480,000
	11. Totals.....119,955,941	.....119,440,162	.....120,396,703	.....117,753,459
Parent, Subsidiaries and Affiliates	12. Totals.....0	.....0	.....0	.....0
	<b>13. Total Bonds.....</b>	<b>.....121,252,662</b>	<b>.....122,354,203</b>	<b>.....119,203,459</b>
<b>PREFERRED STOCKS</b>				
Industrial and Miscellaneous (Unaffiliated)	14. United States.....0	.....0	.....0	.....0
	15. Canada.....0	.....0	.....0	.....0
	16. Other Countries.....0	.....0	.....0	.....0
	17. Totals.....0	.....0	.....0	.....0
Parent, Subsidiaries and Affiliates	18. Totals.....0	.....0	.....0	.....0
	<b>19. Total Preferred Stocks.....</b>	<b>.....0</b>	<b>.....0</b>	<b>.....0</b>
<b>COMMON STOCKS</b>				
Industrial and Miscellaneous (Unaffiliated)	20. United States.....0	.....0	.....0	.....0
	21. Canada.....0	.....0	.....0	.....0
	22. Other Countries.....0	.....0	.....0	.....0
	23. Totals.....0	.....0	.....0	.....0
Parent, Subsidiaries and Affiliates	24. Totals.....0	.....0	.....0	.....0
	<b>25. Total Common Stocks.....</b>	<b>.....0</b>	<b>.....0</b>	<b>.....0</b>
	<b>26. Total Stocks.....</b>	<b>.....0</b>	<b>.....0</b>	<b>.....0</b>
	<b>27. Total Bonds and Stocks.....</b>	<b>.....121,252,662</b>	<b>.....122,354,203</b>	

### SCHEDULE D - PART 1A - SECTION 1

Quality and Maturity Distribution of All Bonds Owned December 31, At Book/Adjusted Carrying Values By Major Types of Issues and NAIC Designations

NAIC Designation	1 1 Year or Less	2 Over 1 Year Through 5 Years	3 Over 5 Years Through 10 Years	4 Over 10 Years Through 20 Years	5 Over 20 Years	6 No Maturity Date	7 Total Current Year	8 Column 7 as a % of Line 10.7	9 Total from Column 6 Prior Year	10 % from Col. 7 Prior Year	11 Total Publicly Traded	12 Total Privately Placed (a)
<b>1. U.S. Governments</b>												
1.1 NAIC 1.....	12,483,384	.0	.0	.0	.0	.XXX	12,483,384	9.3	.0	.00	12,483,384	.0
1.2 NAIC 2.....	.0	.0	.0	.0	.0	.XXX	.0	.00	.0	.00	.0	.0
1.3 NAIC 3.....	.0	.0	.0	.0	.0	.XXX	.0	.00	.0	.00	.0	.0
1.4 NAIC 4.....	.0	.0	.0	.0	.0	.XXX	.0	.00	.0	.00	.0	.0
1.5 NAIC 5.....	.0	.0	.0	.0	.0	.XXX	.0	.00	.0	.00	.0	.0
1.6 NAIC 6.....	.0	.0	.0	.0	.0	.XXX	.0	.00	.0	.00	.0	.0
1.7 Totals.....	12,483,384	.0	.0	.0	.0	.XXX	12,483,384	9.3	.0	.00	12,483,384	.0
<b>2. All Other Governments</b>												
2.1 NAIC 1.....	.0	.0	.0	.0	.0	.XXX	.0	.00	.0	.00	.0	.0
2.2 NAIC 2.....	.0	.0	1,856,830	.0	.0	.XXX	1,856,830	1.4	1,903,826	1.4	1,856,830	.0
2.3 NAIC 3.....	.0	.0	.0	.0	.0	.XXX	.0	.00	.0	.00	.0	.0
2.4 NAIC 4.....	.0	.0	.0	.0	.0	.XXX	.0	.00	.0	.00	.0	.0
2.5 NAIC 5.....	.0	.0	.0	.0	.0	.XXX	.0	.00	.0	.00	.0	.0
2.6 NAIC 6.....	.0	.0	.0	.0	.0	.XXX	.0	.00	.0	.00	.0	.0
2.7 Totals.....	.0	.0	1,856,830	.0	.0	.XXX	1,856,830	1.4	1,903,826	1.4	1,856,830	.0
<b>3. U.S. States, Territories and Possessions, etc., Guaranteed</b>												
3.1 NAIC 1.....	.0	.0	.0	.0	.0	.XXX	.0	.00	.0	.00	.0	.0
3.2 NAIC 2.....	.0	.0	.0	.0	.0	.XXX	.0	.00	.0	.00	.0	.0
3.3 NAIC 3.....	.0	.0	.0	.0	.0	.XXX	.0	.00	.0	.00	.0	.0
3.4 NAIC 4.....	.0	.0	.0	.0	.0	.XXX	.0	.00	.0	.00	.0	.0
3.5 NAIC 5.....	.0	.0	.0	.0	.0	.XXX	.0	.00	.0	.00	.0	.0
3.6 NAIC 6.....	.0	.0	.0	.0	.0	.XXX	.0	.00	.0	.00	.0	.0
3.7 Totals.....	.0	.0	.0	.0	.0	.XXX	.0	.00	.0	.00	.0	.0
<b>4. U.S. Political Subdivisions of States, Territories and Possessions, Guaranteed</b>												
4.1 NAIC 1.....	.0	.0	.0	.0	.0	.XXX	.0	.00	.0	.00	.0	.0
4.2 NAIC 2.....	.0	.0	.0	.0	.0	.XXX	.0	.00	.0	.00	.0	.0
4.3 NAIC 3.....	.0	.0	.0	.0	.0	.XXX	.0	.00	.0	.00	.0	.0
4.4 NAIC 4.....	.0	.0	.0	.0	.0	.XXX	.0	.00	.0	.00	.0	.0
4.5 NAIC 5.....	.0	.0	.0	.0	.0	.XXX	.0	.00	.0	.00	.0	.0
4.6 NAIC 6.....	.0	.0	.0	.0	.0	.XXX	.0	.00	.0	.00	.0	.0
4.7 Totals.....	.0	.0	.0	.0	.0	.XXX	.0	.00	.0	.00	.0	.0
<b>5. U.S. Special Revenue &amp; Special Assessment Obligations, etc., Non-Guaranteed</b>												
5.1 NAIC 1.....	.0	.0	.0	.0	.0	.XXX	.0	.00	.0	.00	.0	.0
5.2 NAIC 2.....	.0	.0	.0	.0	.0	.XXX	.0	.00	.0	.00	.0	.0
5.3 NAIC 3.....	.0	.0	.0	.0	.0	.XXX	.0	.00	.0	.00	.0	.0
5.4 NAIC 4.....	.0	.0	.0	.0	.0	.XXX	.0	.00	.0	.00	.0	.0
5.5 NAIC 5.....	.0	.0	.0	.0	.0	.XXX	.0	.00	.0	.00	.0	.0
5.6 NAIC 6.....	.0	.0	.0	.0	.0	.XXX	.0	.00	.0	.00	.0	.0
5.7 Totals.....	.0	.0	.0	.0	.0	.XXX	.0	.00	.0	.00	.0	.0

SIOIS

**SCHEDULE D - PART 1A - SECTION 1 (continued)**

Quality and Maturity Distribution of All Bonds Owned December 31, At Book/Adjusted Carrying Values By Major Types of Issues and NAIC Designations

NAIC Designation	1 1 Year or Less	2 Over 1 Year Through 5 Years	3 Over 5 Years Through 10 Years	4 Over 10 Years Through 20 Years	5 Over 20 Years	6 No Maturity Date	7 Total Current Year	8 Column 7 as a % of Line 10.7	9 Total from Column 6 Prior Year	10 % from Col. 7 Prior Year	11 Total Publicly Traded	12 Total Privately Placed (a)
<b>6. Industrial and Miscellaneous (unaffiliated)</b>												
6.1 NAIC 1.....	1,044,045	42,974,223	54,175,620	0	1,101,910	XXX	99,295,798	73.9	121,921,585	89.9	68,064,486	31,231,312
6.2 NAIC 2.....	234,333	10,554,848	9,729,682	141,280	0	XXX	20,660,143	15.4	11,857,059	8.7	11,194,221	9,465,923
6.3 NAIC 3.....	0	0	0	0	0	XXX	0	0.0	0	0.0	0	0
6.4 NAIC 4.....	0	0	0	0	0	XXX	0	0.0	0	0.0	0	0
6.5 NAIC 5.....	0	0	0	0	0	XXX	0	0.0	0	0.0	0	0
6.6 NAIC 6.....	0	0	0	0	0	XXX	0	0.0	0	0.0	0	0
6.7 Totals.....	1,278,378	53,529,071	63,905,302	141,280	1,101,910	XXX	119,955,941	89.3	133,778,644	98.6	79,258,707	40,697,235
<b>7. Hybrid Securities</b>												
7.1 NAIC 1.....	0	0	0	0	0	XXX	0	0.0	0	0.0	0	0
7.2 NAIC 2.....	0	0	0	0	0	XXX	0	0.0	0	0.0	0	0
7.3 NAIC 3.....	0	0	0	0	0	XXX	0	0.0	0	0.0	0	0
7.4 NAIC 4.....	0	0	0	0	0	XXX	0	0.0	0	0.0	0	0
7.5 NAIC 5.....	0	0	0	0	0	XXX	0	0.0	0	0.0	0	0
7.6 NAIC 6.....	0	0	0	0	0	XXX	0	0.0	0	0.0	0	0
7.7 Totals.....	0	0	0	0	0	XXX	0	0.0	0	0.0	0	0
<b>8. Parent, Subsidiaries and Affiliates</b>												
8.1 NAIC 1.....	0	0	0	0	0	XXX	0	0.0	0	0.0	0	0
8.2 NAIC 2.....	0	0	0	0	0	XXX	0	0.0	0	0.0	0	0
8.3 NAIC 3.....	0	0	0	0	0	XXX	0	0.0	0	0.0	0	0
8.4 NAIC 4.....	0	0	0	0	0	XXX	0	0.0	0	0.0	0	0
8.5 NAIC 5.....	0	0	0	0	0	XXX	0	0.0	0	0.0	0	0
8.6 NAIC 6.....	0	0	0	0	0	XXX	0	0.0	0	0.0	0	0
8.7 Totals.....	0	0	0	0	0	XXX	0	0.0	0	0.0	0	0
<b>9. SVO Identified Funds</b>												
9.1 NAIC 1.....	XXX	XXX	XXX	XXX	XXX	0	0	0.0	XXX	XXX	0	0
9.2 NAIC 2.....	XXX	XXX	XXX	XXX	XXX	0	0	0.0	XXX	XXX	0	0
9.3 NAIC 3.....	XXX	XXX	XXX	XXX	XXX	0	0	0.0	XXX	XXX	0	0
9.4 NAIC 4.....	XXX	XXX	XXX	XXX	XXX	0	0	0.0	XXX	XXX	0	0
9.5 NAIC 5.....	XXX	XXX	XXX	XXX	XXX	0	0	0.0	XXX	XXX	0	0
9.6 NAIC 6.....	XXX	XXX	XXX	XXX	XXX	0	0	0.0	XXX	XXX	0	0
9.7 Totals.....	XXX	XXX	XXX	XXX	XXX	0	0	0.0	XXX	XXX	0	0

901S

### SCHEDULE D - PART 1A - SECTION 1 (continued)

Quality and Maturity Distribution of All Bonds Owned December 31, At Book/Adjusted Carrying Values By Major Types of Issues and NAIC Designations

NAIC Designation	1 1 Year or Less	2 Over 1 Year Through 5 Years	3 Over 5 Years Through 10 Years	4 Over 10 Years Through 20 Years	5 Over 20 Years	6 No Maturity Date	7 Total Current Year	8 Column 7 as a % of Line 10.7	9 Total from Column 6 Prior Year	10 % from Col. 7 Prior Year	11 Total Publicly Traded	12 Total Privately Placed (a)
<b>10. Total Bonds Current Year</b>												
10.1 NAIC 1.....	(d).....13,527,429	.....42,974,223	.....54,175,620	.....0	.....1,101,910	.....0	.....111,779,182	.....83.2	.....XXX	.....XXX	.....80,547,870	.....31,231,312
10.2 NAIC 2.....	(d).....234,333	.....10,554,848	.....11,586,512	.....141,280	.....0	.....0	.....22,516,973	.....16.8	.....XXX	.....XXX	.....13,051,051	.....9,465,923
10.3 NAIC 3.....	(d).....0	.....0	.....0	.....0	.....0	.....0	.....0	.....0.0	.....XXX	.....XXX	.....0	.....0
10.4 NAIC 4.....	(d).....0	.....0	.....0	.....0	.....0	.....0	.....0	.....0.0	.....XXX	.....XXX	.....0	.....0
10.5 NAIC 5.....	(d).....0	.....0	.....0	.....0	.....0	.....0	.....0	.....0.0	.....XXX	.....XXX	.....0	.....0
10.6 NAIC 6.....	(d).....0	.....0	.....0	.....0	.....0	.....0	.....0	.....0.0	.....XXX	.....XXX	.....0	.....0
10.7 Totals.....	.....13,761,762	.....53,529,071	.....65,762,132	.....141,280	.....1,101,910	.....0	(b).....134,296,155	.....100.0	.....XXX	.....XXX	.....93,598,921	.....40,697,235
10.8 Line 10.7 as a % of Col. 7.....	.....10.2	.....39.9	.....49.0	.....0.1	.....0.8	.....0.0	.....100.0	.....XXX	.....XXX	.....XXX	.....69.7	.....30.3
<b>11. Total Bonds Prior Year</b>												
11.1 NAIC 1.....	.....74,922,578	.....6,421,463	.....40,577,544	.....0	.....0	.....XXX	.....XXX	.....XXX	.....121,921,585	.....89.9	.....95,246,345	.....26,675,239
11.2 NAIC 2.....	.....301,764	.....751,827	.....12,518,974	.....188,320	.....0	.....XXX	.....XXX	.....XXX	.....13,760,885	.....10.1	.....8,581,402	.....5,179,483
11.3 NAIC 3.....	.....0	.....0	.....0	.....0	.....0	.....XXX	.....XXX	.....XXX	.....0	.....0.0	.....0	.....0
11.4 NAIC 4.....	.....0	.....0	.....0	.....0	.....0	.....XXX	.....XXX	.....XXX	.....0	.....0.0	.....0	.....0
11.5 NAIC 5.....	.....0	.....0	.....0	.....0	.....0	.....XXX	.....XXX	.....XXX	(c).....0	.....0.0	.....0	.....0
11.6 NAIC 6.....	.....0	.....0	.....0	.....0	.....0	.....XXX	.....XXX	.....XXX	(c).....0	.....0.0	.....0	.....0
11.7 Totals.....	.....75,224,342	.....7,173,290	.....53,096,518	.....188,320	.....0	.....XXX	.....XXX	.....XXX	(b).....135,682,470	.....100.0	.....103,827,747	.....31,854,722
11.8 Line 11.7 as a % of Col. 9.....	.....55.4	.....5.3	.....39.1	.....0.1	.....0.0	.....XXX	.....XXX	.....XXX	.....100.0	.....XXX	.....76.5	.....23.5
<b>12. Total Publicly Traded Bonds</b>												
12.1 NAIC 1.....	.....12,483,384	.....32,342,677	.....34,619,899	.....0	.....1,101,910	.....0	.....80,547,870	.....60.0	.....95,246,345	.....70.2	.....80,547,870	.....XXX
12.2 NAIC 2.....	.....0	.....6,493,733	.....6,557,318	.....0	.....0	.....0	.....13,051,051	.....9.7	.....8,581,402	.....6.3	.....13,051,051	.....XXX
12.3 NAIC 3.....	.....0	.....0	.....0	.....0	.....0	.....0	.....0	.....0.0	.....0	.....0.0	.....0	.....XXX
12.4 NAIC 4.....	.....0	.....0	.....0	.....0	.....0	.....0	.....0	.....0.0	.....0	.....0.0	.....0	.....XXX
12.5 NAIC 5.....	.....0	.....0	.....0	.....0	.....0	.....0	.....0	.....0.0	.....0	.....0.0	.....0	.....XXX
12.6 NAIC 6.....	.....0	.....0	.....0	.....0	.....0	.....0	.....0	.....0.0	.....0	.....0.0	.....0	.....XXX
12.7 Totals.....	.....12,483,384	.....38,836,410	.....41,177,217	.....0	.....1,101,910	.....0	.....93,598,921	.....69.7	.....103,827,747	.....76.5	.....93,598,921	.....XXX
12.8 Line 12.7 as a % of Col. 7.....	.....13.3	.....41.5	.....44.0	.....0.0	.....1.2	.....0.0	.....100.0	.....XXX	.....XXX	.....XXX	.....100.0	.....XXX
12.9 Line 12.7 as a % of Line 10.7, Col. 7, Section 10.....	.....9.3	.....28.9	.....30.7	.....0.0	.....0.8	.....0.0	.....69.7	.....XXX	.....XXX	.....XXX	.....69.7	.....XXX
<b>13. Total Privately Placed Bonds</b>												
13.1 NAIC 1.....	.....1,044,045	.....10,631,546	.....19,555,721	.....0	.....0	.....0	.....31,231,312	.....23.3	.....26,675,239	.....19.7	.....XXX	.....31,231,312
13.2 NAIC 2.....	.....234,333	.....4,061,115	.....5,029,194	.....141,280	.....0	.....0	.....9,465,922	.....7.0	.....5,179,483	.....3.8	.....XXX	.....9,465,922
13.3 NAIC 3.....	.....0	.....0	.....0	.....0	.....0	.....0	.....0	.....0.0	.....0	.....0.0	.....XXX	.....0
13.4 NAIC 4.....	.....0	.....0	.....0	.....0	.....0	.....0	.....0	.....0.0	.....0	.....0.0	.....XXX	.....0
13.5 NAIC 5.....	.....0	.....0	.....0	.....0	.....0	.....0	.....0	.....0.0	.....0	.....0.0	.....XXX	.....0
13.6 NAIC 6.....	.....0	.....0	.....0	.....0	.....0	.....0	.....0	.....0.0	.....0	.....0.0	.....XXX	.....0
13.7 Totals.....	.....1,278,378	.....14,692,661	.....24,584,915	.....141,280	.....0	.....0	.....40,697,234	.....30.3	.....31,854,722	.....23.5	.....XXX	.....40,697,234
13.8 Line 13.7 as a % of Col. 7.....	.....3.1	.....36.1	.....60.4	.....0.3	.....0.0	.....0.0	.....100.0	.....XXX	.....XXX	.....XXX	.....XXX	.....100.0
13.9 Line 13.7 as a % of Line 10.7, Col. 7, Section 10.....	.....1.0	.....10.9	.....18.3	.....0.1	.....0.0	.....0.0	.....30.3	.....XXX	.....XXX	.....XXX	.....XXX	.....30.3

S107

- (a) Includes \$.....35,197,235 freely tradable under SEC Rule 144 or qualified for resale under SEC Rule 144A.
- (b) Includes \$.....0 current year, \$.....0 prior year of bonds with Z designations and \$.....0 current year, \$.....0 prior year of bonds with Z\* designations. The letter "Z" means the NAIC designation was not assigned by the Securities Valuation Office (SVO) at the date of the statement. "Z\*" means the SVO could not evaluate the obligation because valuation procedures for the security class are under regulatory review.
- (c) Includes \$.....0 current year, \$.....0 prior year of bonds with 5\* designations and \$.....0 current year, \$.....0 prior year of bonds with 6\* designations. "5\*" means the NAIC designation was assigned by the SVO in reliance on the insurer's certification that the issuer is current in all principal and interest payments. "6\*" means the NAIC designation was assigned by the SVO due to inadequate certification of principal and interest payments.
- (d) Includes the following amount of short-term and cash equivalent bonds by NAIC designation: NAIC 1 \$.....12,483,384; NAIC 2 \$.....0; NAIC 3 \$.....0; NAIC 4 \$.....0; NAIC 5 \$.....0; NAIC 6 \$.....0.



### SCHEDULE D - PART 1A - SECTION 2

Maturity Distribution of All Bonds Owned December 31, At Book/Adjusted Carrying Values By Major Type and Subtype of Issues

Distribution by Type	1 1 Year or Less	2 Over 1 Year Through 5 Years	3 Over 5 Years Through 10 Years	4 Over 10 Years Through 20 Years	5 Over 20 Years	6 No Maturity Date	7 Total Current Year	8 Column 7 as a % of Line 10.6	9 Total from Column 6 Prior Year	10 % from Col. 7 Prior Year	11 Total Publicly Traded	12 Total Privately Placed
<b>1. U.S. Governments</b>												
1.1 Issuer Obligations.....	12,483,384	0	0	0	0	XXX	12,483,384	9.3	0	0.0	12,483,384	0
1.2 Residential Mortgage-Backed Securities.....	0	0	0	0	0	XXX	0	0.0	0	0.0	0	0
1.3 Commercial Mortgage-Backed Securities.....	0	0	0	0	0	XXX	0	0.0	0	0.0	0	0
1.4 Other Loan-Backed and Structured Securities.....	0	0	0	0	0	XXX	0	0.0	0	0.0	0	0
1.5 Totals.....	12,483,384	0	0	0	0	XXX	12,483,384	9.3	0	0.0	12,483,384	0
<b>2. All Other Governments</b>												
2.1 Issuer Obligations.....	0	0	1,856,830	0	0	XXX	1,856,830	1.4	1,903,826	1.4	1,856,830	0
2.2 Residential Mortgage-Backed Securities.....	0	0	0	0	0	XXX	0	0.0	0	0.0	0	0
2.3 Commercial Mortgage-Backed Securities.....	0	0	0	0	0	XXX	0	0.0	0	0.0	0	0
2.4 Other Loan-Backed and Structured Securities.....	0	0	0	0	0	XXX	0	0.0	0	0.0	0	0
2.5 Totals.....	0	0	1,856,830	0	0	XXX	1,856,830	1.4	1,903,826	1.4	1,856,830	0
<b>3. U.S. States, Territories and Possessions, Guaranteed</b>												
3.1 Issuer Obligations.....	0	0	0	0	0	XXX	0	0.0	0	0.0	0	0
3.2 Residential Mortgage-Backed Securities.....	0	0	0	0	0	XXX	0	0.0	0	0.0	0	0
3.3 Commercial Mortgage-Backed Securities.....	0	0	0	0	0	XXX	0	0.0	0	0.0	0	0
3.4 Other Loan-Backed and Structured Securities.....	0	0	0	0	0	XXX	0	0.0	0	0.0	0	0
3.5 Totals.....	0	0	0	0	0	XXX	0	0.0	0	0.0	0	0
<b>4. U.S. Political Subdivisions of States, Territories and Possessions, Guaranteed</b>												
4.1 Issuer Obligations.....	0	0	0	0	0	XXX	0	0.0	0	0.0	0	0
4.2 Residential Mortgage-Backed Securities.....	0	0	0	0	0	XXX	0	0.0	0	0.0	0	0
4.3 Commercial Mortgage-Backed Securities.....	0	0	0	0	0	XXX	0	0.0	0	0.0	0	0
4.4 Other Loan-Backed and Structured Securities.....	0	0	0	0	0	XXX	0	0.0	0	0.0	0	0
4.5 Totals.....	0	0	0	0	0	XXX	0	0.0	0	0.0	0	0
<b>5. U.S. Special Revenue &amp; Special Assessment Obligations, etc., Non-Guaranteed</b>												
5.1 Issuer Obligations.....	0	0	0	0	0	XXX	0	0.0	0	0.0	0	0
5.2 Residential Mortgage-Backed Securities.....	0	0	0	0	0	XXX	0	0.0	0	0.0	0	0
5.3 Commercial Mortgage-Backed Securities.....	0	0	0	0	0	XXX	0	0.0	0	0.0	0	0
5.4 Other Loan-Backed and Structured Securities.....	0	0	0	0	0	XXX	0	0.0	0	0.0	0	0
5.5 Totals.....	0	0	0	0	0	XXX	0	0.0	0	0.0	0	0
<b>6. Industrial and Miscellaneous (unaffiliated)</b>												
6.1 Issuer Obligations.....	0	41,220,873	34,996,568	141,280	1,101,910	XXX	77,460,631	57.7	111,233,557	82.0	59,945,671	17,514,960
6.2 Residential Mortgage-Backed Securities.....	0	0	0	0	0	XXX	0	0.0	0	0.0	0	0
6.3 Commercial Mortgage-Backed Securities.....	0	1,859,408	27,574,889	0	0	XXX	29,434,297	21.9	12,669,614	9.3	18,313,074	11,121,223
6.4 Other Loan-Backed and Structured Securities.....	1,278,379	10,448,789	1,333,846	0	0	XXX	13,061,014	9.7	9,875,473	7.3	999,962	12,061,051
6.5 Totals.....	1,278,379	53,529,070	63,905,303	141,280	1,101,910	XXX	119,955,942	89.3	133,778,644	98.6	79,258,707	40,697,234
<b>7. Hybrid Securities</b>												
7.1 Issuer Obligations.....	0	0	0	0	0	XXX	0	0.0	0	0.0	0	0
7.2 Residential Mortgage-Backed Securities.....	0	0	0	0	0	XXX	0	0.0	0	0.0	0	0
7.3 Commercial Mortgage-Backed Securities.....	0	0	0	0	0	XXX	0	0.0	0	0.0	0	0
7.4 Other Loan-Backed and Structured Securities.....	0	0	0	0	0	XXX	0	0.0	0	0.0	0	0
7.5 Totals.....	0	0	0	0	0	XXX	0	0.0	0	0.0	0	0
<b>8. Parent, Subsidiaries and Affiliates</b>												
8.1 Issuer Obligations.....	0	0	0	0	0	XXX	0	0.0	0	0.0	0	0
8.2 Residential Mortgage-Backed Securities.....	0	0	0	0	0	XXX	0	0.0	0	0.0	0	0
8.3 Commercial Mortgage-Backed Securities.....	0	0	0	0	0	XXX	0	0.0	0	0.0	0	0
8.4 Other Loan-Backed and Structured Securities.....	0	0	0	0	0	XXX	0	0.0	0	0.0	0	0
8.5 Totals.....	0	0	0	0	0	XXX	0	0.0	0	0.0	0	0

8018

### SCHEDULE D - PART 1A - SECTION 2 (continued)

Maturity Distribution of All Bonds Owned December 31, At Book/Adjusted Carrying Values By Major Type and Subtype of Issues

Distribution by Type	1 1 Year or Less	2 Over 1 Year Through 5 Years	3 Over 5 Years Through 10 Years	4 Over 10 Years Through 20 Years	5 Over 20 Years	6 No Maturity Date	7 Total Current Year	8 Column 7 as a % of Line 10.6	9 Total from Column 6 Prior Year	10 % from Col. 7 Prior Year	11 Total Publicly Traded	12 Total Privately Placed
<b>9. SVO Identified Funds</b>												
9.1 Exchange Traded Funds Identified by the SVO.....	XXX	XXX	XXX	XXX	XXX	0	0	0.0	XXX	XXX	0	0
9.2 Bond Mutual Funds Identified by the SVO.....	XXX	XXX	XXX	XXX	XXX	0	0	0.0	XXX	XXX	0	0
9.3 Totals.....	XXX	XXX	XXX	XXX	XXX	0	0	0.0	XXX	XXX	0	0
<b>10. Total Bonds Current Year</b>												
10.1 Issuer Obligations.....	12,483,384	41,220,873	36,853,398	141,280	1,101,910	XXX	91,800,845	68.4	XXX	XXX	74,285,885	17,514,960
10.2 Residential Mortgage-Backed Securities.....	0	0	0	0	0	XXX	0	0.0	XXX	XXX	0	0
10.3 Commercial Mortgage-Backed Securities.....	0	1,859,408	27,574,889	0	0	XXX	29,434,297	21.9	XXX	XXX	18,313,074	11,121,223
10.4 Other Loan-Backed and Structured Securities.....	1,278,379	10,448,789	1,333,846	0	0	XXX	13,061,014	9.7	XXX	XXX	999,962	12,061,051
10.5 SVO Identified Funds.....	XXX	XXX	XXX	XXX	XXX	0	0	0.0	XXX	XXX	0	0
10.6 Totals.....	13,761,763	53,529,070	65,762,133	141,280	1,101,910	0	134,296,156	100.0	XXX	XXX	93,598,921	40,697,234
10.7 Line 10.6 as a % of Col. 7.....	10.2	39.9	49.0	0.1	0.8	0.0	100.0	XXX	XXX	XXX	69.7	30.3
<b>11. Total Bonds Prior Year</b>												
11.1 Issuer Obligations.....	73,651,643	0	39,297,420	188,320	0	XXX	XXX	XXX	113,137,383	83.4	101,293,508	11,843,874
11.2 Residential Mortgage-Backed Securities.....	0	0	0	0	0	XXX	XXX	XXX	0	0.0	0	0
11.3 Commercial Mortgage-Backed Securities.....	0	727,537	11,942,077	0	0	XXX	XXX	XXX	12,669,614	9.3	1,534,277	11,135,337
11.4 Other Loan-Backed and Structured Securities.....	1,572,699	6,445,752	1,857,021	0	0	XXX	XXX	XXX	9,875,472	7.3	999,962	8,875,511
11.5 SVO Identified Funds.....	XXX	XXX	XXX	XXX	XXX	XXX	XXX	XXX	XXX	XXX	XXX	XXX
11.6 Totals.....	75,224,342	7,173,289	53,096,518	188,320	0	XXX	XXX	XXX	135,682,469	100.0	103,827,747	31,854,722
11.7 Line 11.6 as a % of Col. 9.....	55.4	5.3	39.1	0.1	0.0	XXX	XXX	XXX	100.0	XXX	76.5	23.5
<b>12. Total Publicly Traded Bonds</b>												
12.1 Issuer Obligations.....	12,483,384	37,726,057	22,974,534	0	1,101,910	XXX	74,285,885	55.3	101,293,508	74.7	74,285,885	XXX
12.2 Residential Mortgage-Backed Securities.....	0	0	0	0	0	XXX	0	0.0	0	0.0	0	XXX
12.3 Commercial Mortgage-Backed Securities.....	0	110,391	18,202,683	0	0	XXX	18,313,074	13.6	1,534,277	1.1	18,313,074	XXX
12.4 Other Loan-Backed and Structured Securities.....	0	999,962	0	0	0	XXX	999,962	0.7	999,962	0.7	999,962	XXX
12.5 SVO Identified Funds.....	XXX	XXX	XXX	XXX	XXX	0	0	0.0	XXX	XXX	0	XXX
12.6 Totals.....	12,483,384	38,836,410	41,177,217	0	1,101,910	0	93,598,921	69.7	103,827,747	76.5	93,598,921	XXX
12.7 Line 12.6 as a % of Col. 7.....	13.3	41.5	44.0	0.0	1.2	0.0	100.0	XXX	XXX	XXX	100.0	XXX
12.8 Line 12.6 as a % of Line 10.6, Col. 7, Section 10.....	9.3	28.9	30.7	0.0	0.8	0.0	69.7	XXX	XXX	XXX	69.7	XXX
<b>13. Total Privately Placed Bonds</b>												
13.1 Issuer Obligations.....	0	3,494,816	13,878,864	141,280	0	XXX	17,514,960	13.0	11,843,874	8.7	XXX	17,514,960
13.2 Residential Mortgage-Backed Securities.....	0	0	0	0	0	XXX	0	0.0	0	0.0	XXX	0
13.3 Commercial Mortgage-Backed Securities.....	0	1,749,017	9,372,206	0	0	XXX	11,121,223	8.3	11,135,337	8.2	XXX	11,121,223
13.4 Other Loan-Backed and Structured Securities.....	1,278,379	9,448,827	1,333,846	0	0	XXX	12,061,052	9.0	8,875,511	6.5	XXX	12,061,052
13.5 SVO Identified Funds.....	XXX	XXX	XXX	XXX	XXX	0	0	0.0	XXX	XXX	XXX	0
13.6 Totals.....	1,278,379	14,692,660	24,584,916	141,280	0	0	40,697,235	30.3	31,854,722	23.5	XXX	40,697,235
13.7 Line 13.6 as a % of Col. 7.....	3.1	36.1	60.4	0.3	0.0	0.0	100.0	XXX	XXX	XXX	XXX	100.0
13.8 Line 13.6 as a % of Line 10.6, Col. 7, Section 10.....	1.0	10.9	18.3	0.1	0.0	0.0	30.3	XXX	XXX	XXX	XXX	30.3

601S

## SCHEDULE DA - VERIFICATION BETWEEN YEARS

### Short-Term Investments

	1	2	3	4	5
	Total	Bonds	Mortgage Loans	Other Short-term Investment Assets (a)	Investments in Parent, Subsidiaries and Affiliates
1. Book/adjusted carrying value, December 31 of prior year.....	73,651,643	73,651,643	0	0	0
2. Cost of short-term investments acquired.....	104,804,604	104,804,604	0	0	0
3. Accrual of discount.....	0	0	0	0	0
4. Unrealized valuation increase (decrease).....	0	0	0	0	0
5. Total gain (loss) on disposals.....	0	0	0	0	0
6. Deduct consideration received on disposals.....	165,972,863	165,972,863	0	0	0
7. Deduct amortization of premium.....	0	0	0	0	0
8. Total foreign exchange change in book/adjusted carrying value.....	0	0	0	0	0
9. Deduct current year's other-than-temporary impairment recognized.....	0	0	0	0	0
10. Book/adjusted carrying value at end of current period (Lines 1+2+3+4+5-6-7+8-9).....	12,483,384	12,483,384	0	0	0
11. Deduct total nonadmitted amounts.....	0	0	0	0	0
12. Statement value at end of current period (Line 10 minus Line 11).....	12,483,384	12,483,384	0	0	0

S110

(a) Indicate the category of such assets, for example, joint ventures, transportation equipment:.....

**Sch. DB - Pt. A - Verification  
NONE**

**Sch. DB - Pt. B - Verification  
NONE**

**Sch. DB - Pt. C - Sn. 1  
NONE**

**Sch. DB - Pt. C - Sn. 2  
NONE**

**Sch. DB - Verification  
NONE**

## SCHEDULE E - VERIFICATION BETWEEN YEARS

### Cash Equivalents

	1 Total	2 Bonds	3 Other (a)
1. Book/adjusted carrying value, December 31 of prior year.....	0	0	0
2. Cost of cash equivalents acquired.....	18,217,806	0	18,217,806
3. Accrual of discount.....	0	0	0
4. Unrealized valuation increase (decrease).....	0	0	0
5. Total gain (loss) on disposals.....	0	0	0
6. Deduct consideration received on disposals.....	18,217,806	0	18,217,806
7. Deduct amortization of premium.....	0	0	0
8. Total foreign exchange change in book/adjusted carrying value.....	0	0	0
9. Deduct current year's other-than-temporary impairment recognized.....	0	0	0
10. Book/adjusted carrying value at end of current period (Lines 1+2+3+4+5-6-7+8-9).....	0	0	0
11. Deduct total nonadmitted amounts.....	0	0	0
12. Statement value at end of current period (Line 10 minus Line 11).....	0	0	0

(a) Indicate the category of such investments, for example, joint ventures, transportation equipment:... Sweep Accounts

**Sch. A - Pt. 1  
NONE**

**Sch. A - Pt. 2  
NONE**

**Sch. A - Pt. 3  
NONE**

**Sch. B - Pt. 1  
NONE**

**Sch. B - Pt. 2  
NONE**

**Sch. B - Pt. 3  
NONE**

**Sch. BA - Pt. 1  
NONE**

**Sch. BA - Pt. 2  
NONE**

**Sch. BA - Pt. 3  
NONE**

# SCHEDULE D - PART 1

Showing all Long-Term BONDS Owned December 31 of Current Year

1	2		Codes			6	7	Fair Value		10	11	Change in Book/Adjusted Carrying Value				Interest				Dates		
			3	4	5			8	9			12	13	14	15	16	17	18	19	20	21	22
CUSIP Identification	Description		Code	For rei g n	Bond CHAR	NAIC Desig- nation	Actual Cost	Rate Used to Obtain Fair Value	Fair Value	Par Value	Book/Adjusted Carrying Value	Unrealized Valuation Increase (Decrease)	Current Year's (Amortization) / Accretion	Current Year's Other-Than- Temporary Impairment Recognized	Total Foreign Exchange Change in B./A.C.V.	Rate of	Effective Rate of	When Paid	Admitted Amount Due & Accrued	Amount Rec. During Year	Acquired	Strat- ed Con- tractual Maturity Date
<b>All Other Governments - Issuer Obligations</b>																						
195325	BD	6		D		2FE	1,957,500	125.000	1,812,500	1,450,000	1,856,830	0	(46,996)	0	0	8.120	3.740	MN	13,090	117,813	10/20/2014	05/21/2024
0699999	All Other Governments - Issuer Obligations						1,957,500	XXX	1,812,500	1,450,000	1,856,830	0	(46,996)	0	0	XXX	XXX	XXX	13,090	117,813	XXX	XXX
1099999	Total - All Other Governments						1,957,500	XXX	1,812,500	1,450,000	1,856,830	0	(46,996)	0	0	XXX	XXX	XXX	13,090	117,813	XXX	XXX
<b>Industrial &amp; Miscellaneous (Unaffiliated) - Issuer Obligations</b>																						
00115A	AA	7				1FE	998,030	98.480	984,880	1,000,000	998,028	0	(2)	0	0	3.100	3.120	JD	3,444	0	11/16/2016	12/01/2026
00507U	AF	8		D		2FE	1,078,957	100.980	1,075,469	1,065,000	1,076,187	0	(1,329)	0	0	3.850	3.680	JD	1,822	41,003	11/12/2014	06/15/2024
00817Y	AU	2				2FE	2,499,750	99.440	2,486,200	2,500,000	2,499,767	0	17	0	0	2.400	2.400	JD	2,667	31,000	06/02/2016	06/15/2021
02401@	AA	7				2	2,500,000	102.770	2,569,241	2,500,000	2,500,000	0	0	0	4.040	4.060	JAJO	17,114	101,000	09/19/2014	10/31/2021	
032654	AN	5				1FE	993,660	99.340	993,460	1,000,000	993,679	0	19	0	0	3.500	3.570	JD	2,528	0	11/30/2016	12/05/2026
035242	AJ	5				1FE	4,551,542	100.370	4,519,931	4,503,000	4,543,105	0	(8,437)	0	0	2.650	2.410	FA	49,721	61,654	02/05/2016	02/01/2021
048303	CF	6				1FE	1,999,140	99.130	1,982,780	2,000,000	1,999,261	0	76	0	0	3.370	3.380	MS	22,500	67,500	08/18/2014	09/01/2024
05367A	AD	5				2FE	1,010,150	115.950	1,032,017	890,000	971,296	0	(17,007)	0	0	6.750	4.370	AO	14,184	60,075	08/20/2014	04/06/2021
05531G	AA	9				1FE	3,732,540	104.100	3,643,570	3,500,000	3,664,747	0	(29,264)	0	0	3.950	2.950	MS	38,019	138,250	08/18/2014	03/22/2022
07274E	AG	8				1FE	4,950,550	99.230	4,961,500	5,000,000	4,959,965	0	4,394	0	0	3.370	3.490	AO	38,906	168,750	10/01/2014	10/08/2024
101137	AN	7				2FE	1,033,481	103.520	1,024,868	990,000	1,023,181	0	(4,465)	0	0	4.120	3.540	AO	10,209	40,838	08/19/2014	10/01/2023
17275R	AX	0				1FE	4,970,183	101.040	4,900,731	4,850,000	4,946,455	0	(23,728)	0	0	2.450	1.850	JD	5,281	118,825	02/09/2016	06/15/2020
20259B	AA	9		D		2FE	2,936,675	112.750	2,818,750	2,500,000	2,908,106	0	(28,569)	0	0	8.120	5.210	MS	57,552	101,563	06/01/2016	09/19/2023
210518	CW	4				1FE	3,995,920	100.820	4,032,840	4,000,000	3,996,625	0	337	0	0	3.120	3.130	FA	42,014	125,000	08/11/2014	08/31/2024
21684A	AC	0		D		1FE	3,082,110	102.710	3,081,330	3,000,000	3,076,417	0	(5,693)	0	0	4.370	4.020	FA	53,594	65,625	03/16/2016	08/04/2025
22546Q	AP	2		D		1FE	998,990	100.700	1,007,070	1,000,000	999,166	0	88	0	0	3.620	3.630	MS	11,278	36,250	10/02/2014	09/09/2024
278642	AK	9				2FE	3,991,160	100.030	4,001,440	4,000,000	3,993,965	0	1,202	0	0	2.870	2.910	FA	47,917	115,000	07/23/2014	08/01/2021
34487#	AB	3				1FE	3,000,000	102.510	3,075,428	3,000,000	3,000,000	0	0	0	0	3.720	3.680	OCT	27,280	113,460	09/24/2014	10/20/2024
36190C	AA	5		D		2FE	400,000	98.370	393,500	400,000	400,000	0	0	0	4.630	4.630	JJ	7,775	18,536	07/24/2014	07/31/2029	
375558	BD	4				1FE	1,102,789	104.420	1,091,262	1,045,000	1,101,910	0	(879)	0	0	4.750	4.410	MS	16,546	47,845	02/24/2016	03/01/2046
404280	AP	4		D		1FE	1,698,874	101.520	1,670,004	1,645,000	1,687,321	0	(5,022)	0	0	4.250	3.830	MS	20,780	69,913	08/20/2014	03/14/2024
437076	BL	5				1FE	4,982,200	99.140	4,957,350	5,000,000	4,985,147	0	2,947	0	0	2.000	2.070	AO	25,000	63,611	02/03/2016	04/01/2021
458140	AQ	3				1FE	4,973,481	101.250	4,911,062	4,850,000	4,949,750	0	(23,731)	0	0	2.450	1.850	JJ	50,171	59,413	02/09/2016	07/29/2020
46625H	JC	5				1FE	3,914,280	106.870	3,847,392	3,600,000	3,814,436	0	(42,703)	0	0	4.350	2.960	FA	59,160	156,600	08/08/2014	08/15/2021
68245J	AB	6				2FE	2,026,940	98.980	1,979,640	2,000,000	2,024,255	0	(2,685)	0	0	4.600	4.360	MN	13,289	92,000	03/31/2016	11/09/2022
717081	DX	8				1FE	4,992,650	98.870	4,943,800	5,000,000	4,993,431	0	781	0	0	1.950	1.980	JD	7,583	48,750	05/31/2016	06/03/2021
83367T	BR	9		D		2FE	1,770,329	100.320	1,776,096	1,870,000	1,777,566	0	7,237	0	0	4.750	5.450	MN	9,129	88,825	01/29/2016	11/24/2025
86960B	AL	6		D		1FE	3,000,000	99.370	2,981,100	3,000,000	3,000,000	0	0	0	0	2.450	2.450	MS	18,579	36,750	03/23/2016	03/30/2021
883556	BF	8				2FE	583,255	103.850	576,379	555,000	576,864	0	(2,786)	0	0	4.150	3.490	FA	9,597	23,033	08/21/2014	02/01/2024
3299999	Industrial & Miscellaneous (Unaffiliated) - Issuer Obligations						77,767,636	XXX	77,419,090	76,263,000	77,460,630	0	(179,202)	0	0	XXX	XXX	XXX	683,639	2,091,069	XXX	XXX
<b>Industrial &amp; Miscellaneous (Unaffiliated) - Commercial Mortgage-Backed Securities</b>																						
12591Q	AR	3				1FM	508,672	103.300	516,510	500,000	506,815	0	(837)	0	0	3.690	3.490	MON	1,539	18,470	09/22/2014	08/01/2047
12624P	AE	5				1FM	2,719,438	101.100	2,628,652	2,600,000	2,709,834	0	(9,604)	0	0	2.820	2.000	MON	6,114	30,572	06/28/2016	10/01/2045
12649A	AA	7				1FM	5,999,982	99.950	5,997,120	6,000,000	6,000,000	0	0	0	0	3.300	3.300	MON	16,520	198,234	09/22/2014	09/01/2037
36253G	AE	2				1FM	1,029,991	105.340	1,053,400	1,000,000	1,023,834	0	(2,791)	0	0	3.930	3.580	MON	3,276	39,310	09/15/2014	09/01/2047
61761D	AD	4				1FM	3,141,094	101.310	3,039,540	3,000,000	3,129,020	0	(12,074)	0	0	2.850	2.020	MON	7,145	42,870	06/14/2016	11/01/2045
92938E	AQ	6				1FM	2,745,656	108.690	2,608,728	2,400,000	2,721,934	0	(23,723)	0	0	4.410	2.230	MON	8,830	52,980	06/16/2016	09/01/2046
92939G	AA	5				1FM	5,151,490	103.920	5,196,000	5,000,000	5,121,223	0	(14,114)	0	0	3.750	3.450	MON	15,645	190,869	08/07/2014	08/01/2031

E10

## SCHEDULE D - PART 1

Showing all Long-Term BONDS Owned December 31 of Current Year

1	2		Codes			6	7	Fair Value		10	11	Change in Book/Adjusted Carrying Value				Interest				Dates		
			3	4	5			8	9			12	13	14	15	16	17	18	19	20	21	22
CUSIP Identification	Description		Code	F o r e i g n	Bond CHAR	NAIC Designation	Actual Cost	Rate Used to Obtain Fair Value	Fair Value	Par Value	Book/Adjusted Carrying Value	Unrealized Valuation Increase (Decrease)	Current Year's (Amortization) / Accretion	Current Year's Other-Than-Temporary Impairment Recognized	Total Foreign Exchange Change in B./A.C.V.	Rate of	Effective Rate of	When Paid	Admitted Amount Due & Accrued	Amount Rec. During Year	Acquired	Stated Contractual Maturity Date
94989Y AZ 6	WELLS FARGO COMM MTGE 2016 C32 3.56% A4.....		.....	..	.....	....1FM	.....5,149,750	...101.700	.....5,085,000	.....5,000,000	.....5,137,770	.....0	.....(11,980)	.....0	.....0	.....3.560	.....3.200	MON...	.....14,833	.....148,333	02/03/2016.	01/01/2059.
95000L AZ 6	WELLS FARGO COMM MTGE 2016 C33 3.43% A4.....		.....	..	.....	....1FM	.....3,089,805	...100.920	.....3,027,630	.....3,000,000	.....3,083,867	.....0	.....(5,938)	.....0	.....0	.....3.420	.....3.070	MON...	.....8,565	.....77,085	03/18/2016.	03/01/2059.
3499999	Industrial & Miscellaneous - Commercial Mortgage-Backed Securities.....						.....29,535,878	XXX	.....29,152,580	.....28,500,000	.....29,434,297	.....0	.....(81,061)	.....0	.....0	XXX	XXX	XXX	.....82,467	.....798,723	XXX	XXX
<b>Industrial &amp; Miscellaneous (Unaffiliated) - Other Loan-Backed and Structured Securities</b>																						
03062A AF 3	AMERICREDIT AUTO REC TR 2014-3 2.58% C 9.....		.....	..	.....	....1FE	.....999,962	...101.200	.....1,012,020	.....1,000,000	.....999,962	.....0	.....0	.....0	.....0	.....2.580	.....2.610	MON...	.....1,648	.....25,800	08/20/2014.	09/08/2020.
17119Y AF 4	CHRYSLER CAP AUTO REC 2014-BA 2.70% C 5/.....		.....	..	.....	....1FE	.....1,369,597	...101.110	.....1,385,317	.....1,370,000	.....1,369,829	.....0	.....110	.....0	.....0	.....2.700	.....2.720	MON...	.....1,644	.....36,990	09/18/2014.	05/15/2020.
42806D BC 2	HERTZ VEHICLE FIN LLC 2016 4A 2.65% A 7/.....		.....	..	.....	....1FE	.....4,999,675	...96.890	.....4,844,900	.....5,000,000	.....4,999,716	.....0	.....41	.....0	.....0	.....2.650	.....2.660	MON...	.....2,208	.....72,507	06/01/2016.	07/25/2022.
55389I AA 0	MVW OWNER TRUST 2014 1A 2.25% A 9/20/203.....		.....	..	.....	....1FE	.....1,643,884	...98.770	.....1,624,174	.....1,644,350	.....1,643,884	.....0	.....0	.....0	.....0	.....2.250	.....2.290	MON...	.....1,130	.....36,998	09/30/2014.	09/20/2031.
68504R AB 4	ORANGE LAKE TMSHARE TR 2014-AA 3.03% B 7.....		.....	..	.....	....2AM	.....908,928	...99.690	.....906,327	.....909,129	.....908,955	.....0	.....19	.....0	.....0	.....3.030	.....3.050	MON...	.....1,683	.....27,776	08/06/2014.	07/09/2029.
82652D AA 8	SIERRA REC FUND CO 2014-2A 2.05% A 6/20/.....		.....	..	.....	....1FE	.....1,146,353	...99.810	.....1,144,430	.....1,146,528	.....1,146,353	.....0	.....0	.....0	.....0	.....2.050	.....2.060	MON...	.....718	.....23,504	07/08/2014.	06/20/2031.
84861A AA 7	SPIRIT MASTER FUND LLC 2014-3A 5.74% A 3.....		.....	..	.....	....1FE	.....837,598	...104.380	.....796,456	.....762,970	.....816,731	.....0	.....(9,385)	.....0	.....0	.....5.740	.....4.200	MON...	.....3,650	.....43,795	09/16/2014.	03/01/2042.
86212U AA 4	STORE MASTER FUNDING 2013-1A 4.16% A1 3/.....		.....	..	.....	....1FE	.....768,033	...98.690	.....740,727	.....750,530	.....761,026	.....0	.....(3,149)	.....0	.....0	.....4.160	.....3.310	MON...	.....954	.....31,135	09/16/2014.	03/20/2043.
86212W AA 0	STORE MASTER FUNDING 2013-2A 4.37% A1 7/.....		.....	..	.....	....1FE	.....419,160	...101.760	.....414,141	.....406,952	.....414,558	.....0	.....(2,069)	.....0	.....0	.....4.370	.....3.330	MON...	.....543	.....17,784	09/16/2014.	07/20/2043.
3599999	Industrial & Miscellaneous - Other Loan-Backed and Structured Securities.....						.....13,093,190	XXX	.....12,868,492	.....12,990,459	.....13,061,014	.....0	.....(14,433)	.....0	.....0	XXX	XXX	XXX	.....14,178	.....316,289	XXX	XXX
3899999	Total - Industrial & Miscellaneous (Unaffiliated).....						.....120,396,704	XXX	.....119,440,162	.....117,753,459	.....119,955,941	.....0	.....(274,696)	.....0	.....0	XXX	XXX	XXX	.....780,284	.....3,206,081	XXX	XXX
<b>Totals</b>																						
7799999	Total - Issuer Obligations.....						.....79,725,136	XXX	.....79,231,590	.....77,713,000	.....79,317,460	.....0	.....(226,198)	.....0	.....0	XXX	XXX	XXX	.....696,729	.....2,208,882	XXX	XXX
7999999	Total - Commercial Mortgage-Backed Securities.....						.....29,535,878	XXX	.....29,152,580	.....28,500,000	.....29,434,297	.....0	.....(81,061)	.....0	.....0	XXX	XXX	XXX	.....82,467	.....798,723	XXX	XXX
8099999	Total - Other Loan-Backed and Structured Securities.....						.....13,093,190	XXX	.....12,868,492	.....12,990,459	.....13,061,014	.....0	.....(14,433)	.....0	.....0	XXX	XXX	XXX	.....14,178	.....316,289	XXX	XXX
8399999	Grand Total - Bonds.....						.....122,354,204	XXX	.....121,252,662	.....119,203,459	.....121,812,771	.....0	.....(321,692)	.....0	.....0	XXX	XXX	XXX	.....793,374	.....3,323,894	XXX	XXX

E10.1



**Sch. D - Pt. 2 - Sn. 1**  
**NONE**

**Sch. D - Pt. 2 - Sn. 2**  
**NONE**

### SCHEDULE D - PART 3

Showing all Long-Term Bonds and Stocks ACQUIRED During Current Year

1	2	3	4	5	6	7	8	9
CUSIP Identification	Description	Foreign	Date Acquired	Name of Vendor	Number of Shares of Stock	Actual Cost	Par Value	Paid for Accrued Interest and Dividends
<b>Bonds - Industrial and Miscellaneous</b>								
00115A	AA 7 AEP TRANSMISSION COMPANY LLC 3.10% SR UN.....		11/16/2016.....	BARCLAYS.....		998,030	1,000,000	0
00817Y	AU 2 AETNA INC 2.40% SR UNSEC 6/15/2021.....		06/02/2016.....	CITIGROUP.....		2,499,750	2,500,000	0
032654	AN 5 ANALOG DEVICES INC 3.50% SR UNSEC 12/5/2.....		11/30/2016.....	CREDIT SUISSE/FIRST BOSTON.....		993,660	1,000,000	0
035242	AJ 5 ANHEUSER BUSCH INBEV FINANCE I 2.65% SR.....		02/05/2016.....	MORGAN STANLEY & CO. INC.....		4,551,542	4,503,000	4,972
12624P	AE 5 COMM MTGE PT CERT 2012-CR3 2.82% A3 10/1.....		06/28/2016.....	GOLDMAN SACHS & CO.....		2,719,438	2,600,000	0
17275R	AX 0 CISCO SYSTEMS INC 2.45% SR UNSEC 6/15/20.....		02/09/2016.....	MORGAN STANLEY & CO. INC.....		4,970,183	4,850,000	18,814
20259B	AA 9 COMMERZBANK AG 8.13% LT2 9/19/2023.....	D.....	06/01/2016.....	MORGAN STANLEY & CO. INC.....		2,936,675	2,500,000	43,446
21684A	AC 0 COOPERATIEVE RABOBANK UA 4.38% LT2 8/4/2.....	D.....	03/16/2016.....	BANK OF AMERICA.....		3,082,110	3,000,000	17,135
375558	BD 4 GILEAD SCIENCES INC 4.75% SR UNSEC 3/1/2.....		02/24/2016.....	BARCLAYS.....		1,102,789	1,045,000	22,751
42806D	BC 2 HERTZ VEHICLE FIN LLC 2016 4A 2.65% A 7/.....		06/01/2016.....	DEUTSCHE BANC ALEX BROWN.....		4,999,675	5,000,000	0
437076	BL 5 HOME DEPOT INC 2.00% SR UNSEC 4/1/2021.....		02/03/2016.....	J.P. MORGAN SECURITIES INC.....		4,982,200	5,000,000	0
458140	AQ 3 INTEL CORP 2.45% SR UNSEC 7/29/2020.....		02/09/2016.....	MORGAN STANLEY & CO. INC.....		4,973,481	4,850,000	4,291
61761D	AD 4 MORGAN STNLY BAML TR 2012-C6 2.86% A4 11.....		06/14/2016.....	BANK OF AMERICA.....		3,141,094	3,000,000	3,811
68245J	AB 6 ONEBEACON US HOLDINGS INC 4.60% SR UNSEC.....		03/31/2016.....	WELLS FARGO BANK.....		2,026,940	2,000,000	37,311
717081	DX 8 PFIZER INC 1.95% SR UNSEC 6/3/2021.....		05/31/2016.....	J.P. MORGAN SECURITIES INC.....		4,992,650	5,000,000	0
83367T	BR 9 SOCIETE GENERALE SA 4.75% SUB 11/24/2025.....	D.....	01/29/2016.....	BANK OF AMERICA.....		1,770,329	1,870,000	17,025
86960B	AL 6 SVENSKA HANDELSBANKEN AB 2.45% SR UNSEC.....	D.....	03/23/2016.....	DEUTSCHE BANC ALEX BROWN.....		3,000,000	3,000,000	0
92938E	AQ 6 WF-RBS COMM MTGE TR 2013-C16 4.42% A5 9/.....		06/16/2016.....	MORGAN STANLEY & CO. INC.....		2,745,656	2,400,000	5,887
94989Y	AZ 6 WELLS FARGO COMM MTGE 2016 C32 3.56% A4.....		02/03/2016.....	WELLS FARGO BANK.....		5,149,750	5,000,000	8,406
95000L	AZ 6 WELLS FARGO COMM MTGE 2016 C33 3.43% A4.....		03/18/2016.....	WELLS FARGO BANK.....		3,089,805	3,000,000	8,565
3899999	Total - Bonds - Industrial and Miscellaneous.....					64,725,757	63,118,000	192,414
8399997	Total - Bonds - Part 3.....					64,725,757	63,118,000	192,414
8399999	Total - Bonds.....					64,725,757	63,118,000	192,414
9999999	Total - Bonds, Preferred and Common Stocks.....					64,725,757	XXX	192,414

E13

### SCHEDULE D - PART 4

Showing all Long-Term Bonds and Stocks SOLD, REDEEMED or Otherwise DISPOSED OF During Current Year

1	2	3	4	5	6	7	8	9	10	Change in Book/Adjusted Carrying Value					16	17	18	19	20	21
										11	12	13	14	15						
CUSIP Identification	Description	F o r e i g n	Disposal Date	Name of Purchaser	Number of Shares of Stock	Consideration	Par Value	Actual Cost	Prior Year Book/Adjusted Carrying Value	Unrealized Valuation Increase (Decrease)	Current Year's (Amortization) / Accretion	Current Year's Other-Than-Temporary Impairment Recognized	Total Change in B./A.C.V. (11+12-13)	Total Foreign Exchange Change in B./A.C.V.	Book/Adjusted Carrying Value at Disposal Date	Foreign Exchange Gain (Loss) on Disposal	Realized Gain (Loss) on Disposal	Total Gain (Loss) on Disposal	Bond Interest / Stock Dividends Received During Year	Stated Contractual Maturity Date
<b>Bonds - Industrial and Miscellaneous</b>																				
025816	BD 0 AMERICAN EXPRESS COMPANY 2.65% SR UNSEC.....		01/11/2016	BANK OF AMERICA.....		1,742,887	1,780,000	1,737,191	1,743,498	0	164	0	164	0	1,743,662	0	(775)	(775)	5,503	12/02/2022.
375558	AW 3 GILEAD SCIENCES INC 3.70% SR UNSEC 4/1/2.....		02/24/2016	BARCLAYS.....		1,095,912	1,045,000	1,083,843	1,078,923	0	(487)	0	(487)	0	1,078,436	0	17,476	17,476	15,896	04/01/2024.
553891	AA 0 MVW OWNER TRUST 2014 1A 2.25% A 9/20/203.....		12/20/2016	Paydown.....		570,437	570,437	570,276	570,276	0	162	0	162	0	570,437	0	0	0	6,711	09/20/2031.
68504R	AB 4 ORANGE LAKE TMSHARE TR 2014-AA 3.03% B 7.....		12/09/2016	Paydown.....		382,324	382,324	382,240	382,243	0	81	0	81	0	382,324	0	0	0	6,084	07/09/2029.
82652D	AA 8 SIERRA REC FUND CO 2014-2A 2.05% A 6/20/.....		12/20/2016	Paydown.....		824,453	824,453	824,328	824,328	0	126	0	126	0	824,453	0	0	0	8,313	06/20/2031.
84861A	AA 7 SPIRIT MASTER FUND LLC 2014-3A 5.74% A 3.....		12/01/2016	Paydown.....		1,116	1,116	1,225	1,208	0	(92)	0	(92)	0	1,116	0	0	0	35	03/01/2042.
86212U	AA 4 STORE MASTER FUNDING 2013-1A 4.16% A1 3/.....		12/20/2016	Paydown.....		14,063	14,063	14,391	14,319	0	(256)	0	(256)	0	14,063	0	0	0	318	03/20/2043.
86212W	AA 0 STORE MASTER FUNDING 2013-2A 4.37% A1 7/.....		12/20/2016	Paydown.....		7,157	7,157	7,372	7,327	0	(170)	0	(170)	0	7,157	0	0	0	171	07/20/2043.
3899999.	Total - Bonds - Industrial and Miscellaneous.....					4,638,349	4,624,550	4,620,866	4,622,122	0	(472)	0	(472)	0	4,621,648	0	16,701	16,701	43,031	XXX
8399997.	Total - Bonds - Part 4.....					4,638,349	4,624,550	4,620,866	4,622,122	0	(472)	0	(472)	0	4,621,648	0	16,701	16,701	43,031	XXX
8399999.	Total - Bonds.....					4,638,349	4,624,550	4,620,866	4,622,122	0	(472)	0	(472)	0	4,621,648	0	16,701	16,701	43,031	XXX
9999999.	Total - Bonds, Preferred and Common Stocks.....					4,638,349	XXX	4,620,866	4,622,122	0	(472)	0	(472)	0	4,621,648	0	16,701	16,701	43,031	XXX

**Sch. D - Pt. 5  
NONE**

**Sch. D - Pt. 6 - Sn. 1  
NONE**

**Sch. D - Pt. 6 - Sn. 2  
NONE**

## SCHEDULE DA - PART 1

Showing all SHORT-TERM INVESTMENTS Owned December 31 of Current Year

1	2	Codes		5	6	7	8	Change in Book/Adjusted Carrying Value				13	14	Interest						21
		3	4					9	10	11	12			15	16	17	18	19	20	
CUSIP Identification	Description	Code	n	Date Acquired	Name of Vendor	Maturity Date	Book/Adjusted Carrying Value	Unrealized Valuation Increase (Decrease)	Current Year's (Amortization) / Accretion	Current Year's Other-Than-Temporary Impairment Recognized	Total Foreign Exchange Change in B./A.C.V.	Par Value	Actual Cost	Amount Due and Accrued December 31 of Current Year on Bond Not in Default	Nonadmitted Due and Accrued	Rate of	Effective Rate of	When Paid	Amount Received During Year	Paid for Accrued Interest
<b>Exempt Money Market Mutual Funds as Identified by the SVO</b>																				
31607A	70 3	FIDELIT INVESTMENTS MONEY MARK		12/27/2016	DIRECT	XXX	12,483,384	0	0	0	0	0	12,483,384	11	0	0.436	0.436	MON	5,917	0
8899999. Total - Exempt Money Market Mutual Funds as Identified by the SVO							12,483,384	0	0	0	0	XXX	12,483,384	11	0	XXX	XXX	XXX	5,917	0
9199999. Total - Short-Term Investments							12,483,384	0	0	0	0	XXX	12,483,384	11	0	XXX	XXX	XXX	5,917	0

**Sch. DB - Pt. A - Sn. 1**  
**NONE**

**Sch. DB - Pt. A - Sn. 2**  
**NONE**

**Sch. DB - Pt. B - Sn. 1**  
**NONE**

**Sch. DB - Pt. B - Sn. 2**  
**NONE**

**Sch. DB - Pt. D - Sn. 1**  
**NONE**

**Sch. DB - Pt. D - Sn. 2**  
**NONE**

**Sch. DL - Pt. 1**  
**NONE**

**Sch. DL - Pt. 2**  
**NONE**

**Sch. E - Pt. 1**  
**NONE**

**Sch. E - Pt. 2**  
**NONE**

**Sch. E - Pt. 3**  
**NONE**

**2016 ALPHABETICAL INDEX  
LIFE ANNUAL STATEMENT BLANK**

Analysis of Increase in Reserves During The Year	7	Schedule D – Part 2 – Section 1	E11
Analysis of Operations By Lines of Business	6	Schedule D – Part 2 – Section 2	E12
Asset Valuation Reserve Default Component	30	Schedule D – Part 3	E13
Asset Valuation Reserve Equity	32	Schedule D – Part 4	E14
Asset Valuation Reserve Replications (Synthetic) Assets	35	Schedule D – Part 5	E15
Asset Valuation Reserve	29	Schedule D – Part 6 – Section 1	E16
Assets	2	Schedule D – Part 6 – Section 2	E16
Cash Flow	5	Schedule D – Summary By Country	SI04
Exhibit 1 – Part 1 – Premiums and Annuity Considerations for Life and Accident and Health Contracts	9	Schedule D – Verification Between Years	SI03
Exhibit 1 – Part 2 – Dividends and Coupons Applied, Reinsurance Commissions and Expense	10	Schedule DA – Part 1	E17
Exhibit 2 – General Expenses	11	Schedule DA – Verification Between Years	SI10
Exhibit 3 – Taxes, Licenses and Fees (Excluding Federal Income Taxes)	11	Schedule DB – Part A – Section 1	E18
Exhibit 4 – Dividends or Refunds	11	Schedule DB – Part A – Section 2	E19
Exhibit 5 – Aggregate Reserve for Life Contracts	12	Schedule DB – Part A – Verification Between Years	SI11
Exhibit 5 – Interrogatories	13	Schedule DB – Part B – Section 1	E20
Exhibit 5A – Changes in Bases of Valuation During The Year	13	Schedule DB – Part B – Section 2	E21
Exhibit 6 – Aggregate Reserves for Accident and Health Contracts	14	Schedule DB – Part B – Verification Between Years	SI11
Exhibit 7 – Deposit-Type Contracts	15	Schedule DB – Part C – Section 1	SI12
Exhibit 8 – Claims for Life and Accident and Health Contracts – Part 1	16	Schedule DB – Part C – Section 2	SI13
Exhibit 8 – Claims for Life and Accident and Health Contracts – Part 2	17	Schedule DB – Part D – Section 1	E22
Exhibit of Capital Gains (Losses)	8	Schedule DB – Part D – Section 2	E23
Exhibit of Life Insurance	25	Schedule DB – Verification	SI14
Exhibit of Net Investment Income	8	Schedule DL – Part 1	E24
Exhibit of Nonadmitted Assets	18	Schedule DL – Part 2	E25
Exhibit of Number of Policies, Contracts, Certificates, Income Payable and Account Values	27	Schedule E – Part 1 – Cash	E26
Five-Year Historical Data	22	Schedule E – Part 2 – Cash Equivalents	E27
Form for Calculating the Interest Maintenance Reserve (IMR)	28	Schedule E – Part 3 – Special Deposits	E28
General Interrogatories	20	Schedule E – Verification Between Years	SI15
Jurat Page	1	Schedule F	36
Liabilities, Surplus and Other Funds	3	Schedule H – Accident and Health Exhibit – Part 1	37
Life Insurance (State Page)	24	Schedule H – Part 2, Part 3 and Part 4	38
Notes To Financial Statements	19	Schedule H – Part 5 – Health Claims	39
Overflow Page For Write-ins	55	Schedule S – Part 1 – Section 1	40
Schedule A – Part 1	E01	Schedule S – Part 1 – Section 2	41
Schedule A – Part 2	E02	Schedule S – Part 2	42
Schedule A – Part 3	E03	Schedule S – Part 3 – Section 1	43
Schedule A – Verification Between Years	SI02	Schedule S – Part 3 – Section 2	44
Schedule B – Part 1	E04	Schedule S – Part 4	45
Schedule B – Part 2	E05	Schedule S – Part 5	46
Schedule B – Part 3	E06	Schedule S – Part 6	47
Schedule B – Verification Between Years	SI02	Schedule S – Part 7	48
Schedule BA – Part 1	E07	Schedule T – Part 2 Interstate Compact	50
Schedule BA – Part 2	E08	Schedule T – Premiums and Annuity Considerations	49
Schedule BA – Part 3	E09	Schedule Y – Information Concerning Activities of Insurer Members of a Holding Company Group	51
Schedule BA – Verification Between Years	SI03	Schedule Y – Part 1A – Detail of Insurance Holding Company System	52
Schedule D – Part 1	E10	Schedule Y – Part 2 – Summary of Insurer's Transactions With Any Affiliates	53
Schedule D – Part 1A – Section 1	SI05	Summary Investment Schedule	SI01
Schedule D – Part 1A – Section 2	SI08	Summary of Operations	4
		Supplemental Exhibits and Schedules Interrogatories	54