



# HEALTH QUARTERLY STATEMENT

AS OF JUNE 30, 2023  
OF THE CONDITION AND AFFAIRS OF THE  
**AMERIGROUP Iowa, Inc.**

NAIC Group Code 0671 0671 NAIC Company Code 15807 Employer's ID Number 47-3863197  
(Current) (Prior)

Organized under the Laws of Iowa, State of Domicile or Port of Entry IA

Country of Domicile United States of America

Licensed as business type: Health Maintenance Organization

Is HMO Federally Qualified? Yes [ ] No [ X ]

Incorporated/Organized 04/28/2015 Commenced Business 04/01/2016

Statutory Home Office 4800 Westown Parkway, Bldg. 3, Suite 200 West Des Moines, IA, US 50266  
(Street and Number) (City or Town, State, Country and Zip Code)

Main Administrative Office 5800 Northampton Blvd  
(Street and Number)  
Norfolk, VA, US 23502 800-331-1476  
(City or Town, State, Country and Zip Code) (Area Code) (Telephone Number)

Mail Address 5800 Northampton Blvd Norfolk, VA, US 23502  
(Street and Number or P.O. Box) (City or Town, State, Country and Zip Code)

Primary Location of Books and Records 5800 Northampton Blvd  
(Street and Number)  
Norfolk, VA, US 23502 800-331-1476  
(City or Town, State, Country and Zip Code) (Area Code) (Telephone Number)

Internet Website Address www.elevancehealth.com

Statutory Statement Contact Bette Lou Gronseth 800-331-1476  
(Name) (Area Code) (Telephone Number)  
bette.gronseth@elevancehealth.com  
(E-mail Address) (FAX Number)

### OFFICERS

Chairperson, President and CEO Teresa Thomas Hursey # Secretary Kathleen Susan Kiefer  
Vice President Jennifer Ann Dewane Treasurer Vincent Edward Scher

### OTHER

Eric (Rick) Kenneth Noble, Assistant Treasurer

### DIRECTORS OR TRUSTEES

Teresa Thomas Hursey # Brittany Lynn Drake Jennifer Ann Dewane

State of Indiana SS:  
County of Marion

The officers of this reporting entity being duly sworn, each depose and say that they are the described officers of said reporting entity, and that on the reporting period stated above, all of the herein described assets were the absolute property of the said reporting entity, free and clear from any liens or claims thereon, except as herein stated, and that this statement, together with related exhibits, schedules and explanations therein contained, annexed or referred to, is a full and true statement of all the assets and liabilities and of the condition and affairs of the said reporting entity as of the reporting period stated above, and of its income and deductions therefrom for the period ended, and have been completed in accordance with the NAIC Annual Statement Instructions and Accounting Practices and Procedures manual except to the extent that: (1) state law may differ; or, (2) that state rules or regulations require differences in reporting not related to accounting practices and procedures, according to the best of their information, knowledge and belief, respectively. Furthermore, the scope of this attestation by the described officers also includes the related corresponding electronic filing with the NAIC, when required, that is an exact copy (except for formatting differences due to electronic filing) of the enclosed statement. The electronic filing may be requested by various regulators in lieu of or in addition to the enclosed statement.

DocuSigned by: Teresa Thomas Hursey DocuSigned by: Vincent E. Scher DocuSigned by: Kathleen Kiefer  
4475FB23AD9349D... 485A33722D4143E... D85175EE0578481...

Teresa Thomas Hursey Vincent Edward Scher Kathleen Susan Kiefer  
Chairperson, President and CEO Treasurer Secretary

Subscribed and sworn to before me this August, 2023  
Day of August, 2023  
Jessie Sullivan

- a. Is this an original filing?  Yes [ X ] No [ ]
- b. If no,
1. State the amendment number.....
  2. Date filed.....
  3. Number of pages attached.....

Leslie A. Sullivan  
Notarial Seal, Iowa  
Commission Number 750014  
My Commission Expires November 20, 2025

STATEMENT AS OF JUNE 30, 2023 OF THE Amerigroup Iowa, Inc.

**ASSETS**

	Current Statement Date			4 December 31 Prior Year Net Admitted Assets
	1 Assets	2 Nonadmitted Assets	3 Net Admitted Assets (Cols. 1 - 2)	
1. Bonds .....	799,380,150		799,380,150	822,312,922
2. Stocks:				
2.1 Preferred stocks .....			0	0
2.2 Common stocks .....			0	0
3. Mortgage loans on real estate:				
3.1 First liens .....			0	0
3.2 Other than first liens.....			0	0
4. Real estate:				
4.1 Properties occupied by the company (less \$ encumbrances) .....			0	0
4.2 Properties held for the production of income (less \$ ..... encumbrances) .....			0	0
4.3 Properties held for sale (less \$ encumbrances) .....			0	0
5. Cash (\$ ..... (2,816,626) ), cash equivalents (\$ ..... 65,000,000 ) and short-term investments (\$ ..... 31,689,371 ) .....	93,872,745		93,872,745	55,393,603
6. Contract loans (including \$ ..... premium notes) .....			0	0
7. Derivatives .....			0	0
8. Other invested assets .....			0	0
9. Receivables for securities .....			0	0
10. Securities lending reinvested collateral assets .....	34,276,665		34,276,665	28,080,883
11. Aggregate write-ins for invested assets .....	0	0	0	0
12. Subtotals, cash and invested assets (Lines 1 to 11) .....	927,529,560	0	927,529,560	905,787,408
13. Title plants less \$ ..... charged off (for Title insurers only) .....			0	0
14. Investment income due and accrued .....	6,464,592		6,464,592	6,202,267
15. Premiums and considerations:				
15.1 Uncollected premiums and agents' balances in the course of collection .....	155,263,346		155,263,346	114,929,275
15.2 Deferred premiums, agents' balances and installments booked but deferred and not yet due (including \$ ..... earned but unbilled premiums) .....			0	0
15.3 Accrued retrospective premiums (\$ ..... ) and contracts subject to redetermination (\$ ..... 4,102,178 ) .....	4,102,178		4,102,178	1,821,831
16. Reinsurance:				
16.1 Amounts recoverable from reinsurers .....			0	0
16.2 Funds held by or deposited with reinsured companies .....			0	0
16.3 Other amounts receivable under reinsurance contracts .....			0	0
17. Amounts receivable relating to uninsured plans .....	2,675,858		2,675,858	618,975
18.1 Current federal and foreign income tax recoverable and interest thereon ....			0	0
18.2 Net deferred tax asset .....	8,258,059		8,258,059	5,793,191
19. Guaranty funds receivable or on deposit .....			0	0
20. Electronic data processing equipment and software .....			0	0
21. Furniture and equipment, including health care delivery assets (\$ ..... ) .....	666,653	666,653	0	0
22. Net adjustment in assets and liabilities due to foreign exchange rates .....			0	0
23. Receivables from parent, subsidiaries and affiliates .....			0	0
24. Health care (\$ ..... 2,292,964 ) and other amounts receivable .....	23,621,624	21,328,660	2,292,964	2,151,339
25. Aggregate write-ins for other than invested assets .....	1,719,274	1,719,274	0	0
26. Total assets excluding Separate Accounts, Segregated Accounts and Protected Cell Accounts (Lines 12 to 25) .....	1,130,301,144	23,714,587	1,106,586,557	1,037,304,286
27. From Separate Accounts, Segregated Accounts and Protected Cell Accounts .....			0	0
28. Total (Lines 26 and 27)	1,130,301,144	23,714,587	1,106,586,557	1,037,304,286
<b>DETAILS OF WRITE-INS</b>				
1101. ....				
1102. ....				
1103. ....				
1198. Summary of remaining write-ins for Line 11 from overflow page .....	0	0	0	0
1199. Totals (Lines 1101 through 1103 plus 1198)(Line 11 above)	0	0	0	0
2501. Prepaid Expenses .....	1,685,669	1,685,669	0	
2502. Other Assets .....	33,605	33,605	0	0
2503. ....				
2598. Summary of remaining write-ins for Line 25 from overflow page .....	0	0	0	0
2599. Totals (Lines 2501 through 2503 plus 2598)(Line 25 above)	1,719,274	1,719,274	0	0

STATEMENT AS OF JUNE 30, 2023 OF THE Amerigroup Iowa, Inc.

**LIABILITIES, CAPITAL AND SURPLUS**

	Current Period			Prior Year
	1 Covered	2 Uncovered	3 Total	4 Total
1. Claims unpaid (less \$ ..... reinsurance ceded) .....	332,042,082		332,042,082	351,049,763
2. Accrued medical incentive pool and bonus amounts .....	52,030,680		52,030,680	36,028,921
3. Unpaid claims adjustment expenses .....	7,803,302		7,803,302	9,004,981
4. Aggregate health policy reserves, including the liability of \$ ..... 4,209,686 for medical loss ratio rebate per the Public Health Service Act .....	29,869,796		29,869,796	21,739,618
5. Aggregate life policy reserves .....			0	0
6. Property/casualty unearned premium reserve .....			0	0
7. Aggregate health claim reserves .....			0	0
8. Premiums received in advance .....	16,730,733		16,730,733	1,923,281
9. General expenses due or accrued .....	6,042,099		6,042,099	7,759,298
10.1 Current federal and foreign income tax payable and interest thereon (including \$ ..... on realized gains (losses)) .....	2,898,451		2,898,451	6,934,865
10.2 Net deferred tax liability .....			0	0
11. Ceded reinsurance premiums payable .....			0	0
12. Amounts withheld or retained for the account of others.....	7,295		7,295	90
13. Remittances and items not allocated .....	155,062		155,062	123,602
14. Borrowed money (including \$ ..... current) and interest thereon \$ ..... (including \$ ..... current) .....			0	0
15. Amounts due to parent, subsidiaries and affiliates .....	64,800,332		64,800,332	38,451,265
16. Derivatives .....			0	0
17. Payable for securities .....	3,902,555		3,902,555	0
18. Payable for securities lending .....	34,276,665		34,276,665	28,080,883
19. Funds held under reinsurance treaties (with \$ ..... authorized reinsurers, \$ ..... unauthorized reinsurers and \$ ..... certified reinsurers).....			0	0
20. Reinsurance in unauthorized and certified (\$ ..... ) companies .....			0	0
21. Net adjustments in assets and liabilities due to foreign exchange rates .....			0	0
22. Liability for amounts held under uninsured plans .....	4,893,347		4,893,347	16,828,296
23. Aggregate write-ins for other liabilities (including \$ ..... 446,361 current) .....	2,032,790	0	2,032,790	4,625,058
24. Total liabilities (Lines 1 to 23) .....	557,485,189	0	557,485,189	522,549,921
25. Aggregate write-ins for special surplus funds .....	XXX	XXX	0	0
26. Common capital stock .....	XXX	XXX	10	10
27. Preferred capital stock .....	XXX	XXX	0	
28. Gross paid in and contributed surplus .....	XXX	XXX	450,999,990	450,999,990
29. Surplus notes .....	XXX	XXX		
30. Aggregate write-ins for other than special surplus funds .....	XXX	XXX	0	0
31. Unassigned funds (surplus) .....	XXX	XXX	98,101,368	63,754,365
32. Less treasury stock, at cost:				
32.1 ..... shares common (value included in Line 26 \$ ..... ) .....	XXX	XXX		
32.2 ..... shares preferred (value included in Line 27 \$ ..... ) .....	XXX	XXX		
33. Total capital and surplus (Lines 25 to 31 minus Line 32) .....	XXX	XXX	549,101,368	514,754,365
34. Total liabilities, capital and surplus (Lines 24 and 33)	XXX	XXX	1,106,586,557	1,037,304,286
<b>DETAILS OF WRITE-INS</b>				
2301. Escheat Liability .....	2,032,790	0	2,032,790	1,738,691
2302. Other Premium Liability .....	0	0	0	2,860,908
2303. Other Liabilities .....	0	0	0	25,459
2398. Summary of remaining write-ins for Line 23 from overflow page .....	0	0	0	0
2399. Totals (Lines 2301 through 2303 plus 2398)(Line 23 above)	2,032,790	0	2,032,790	4,625,058
2501. ....	XXX	XXX		
2502. ....	XXX	XXX		
2503. ....	XXX	XXX		
2598. Summary of remaining write-ins for Line 25 from overflow page .....	XXX	XXX	0	0
2599. Totals (Lines 2501 through 2503 plus 2598)(Line 25 above)	XXX	XXX	0	0
3001. ....	XXX	XXX		
3002. ....	XXX	XXX		
3003. ....	XXX	XXX		
3098. Summary of remaining write-ins for Line 30 from overflow page .....	XXX	XXX	0	0
3099. Totals (Lines 3001 through 3003 plus 3098)(Line 30 above)	XXX	XXX	0	0

**STATEMENT OF REVENUE AND EXPENSES**

	Current Year To Date		Prior Year To Date	Prior Year Ended December 31
	1 Uncovered	2 Total	3 Total	4 Total
1. Member Months .....	XXX	2,730,043	2,743,610	5,513,847
2. Net premium income ( including \$ ..... non-health premium income).....	XXX	1,838,212,562	1,764,310,481	3,579,829,648
3. Change in unearned premium reserves and reserve for rate credits.....	XXX	(8,130,178)	(220,349)	(4,353,095)
4. Fee-for-service (net of \$ ..... medical expenses) .....	XXX			0
5. Risk revenue .....	XXX			0
6. Aggregate write-ins for other health care related revenues .....	XXX	0	0	0
7. Aggregate write-ins for other non-health revenues .....	XXX	0	0	0
8. Total revenues (Lines 2 to 7) .....	XXX	1,830,082,384	1,764,090,132	3,575,476,553
<b>Hospital and Medical:</b>				
9. Hospital/medical benefits .....		1,066,162,976	1,041,343,033	2,076,447,048
10. Other professional services .....		185,607,473	180,763,452	361,592,489
11. Outside referrals .....				0
12. Emergency room and out-of-area .....		109,685,464	105,093,702	212,184,469
13. Prescription drugs .....		283,201,127	255,268,473	514,681,757
14. Aggregate write-ins for other hospital and medical .....	0	0	9	0
15. Incentive pool, withhold adjustments and bonus amounts .....		35,615,153	31,880,418	19,055,951
16. Subtotal (Lines 9 to 15) .....	0	1,680,272,193	1,614,349,087	3,183,961,714
<b>Less:</b>				
17. Net reinsurance recoveries .....		0		0
18. Total hospital and medical (Lines 16 minus 17) .....	0	1,680,272,193	1,614,349,087	3,183,961,714
19. Non-health claims (net) .....		0		
20. Claims adjustment expenses, including \$ ..... 46,561,842 cost containment expenses .....		64,629,917	62,138,893	124,404,629
21. General administrative expenses .....		49,916,487	39,371,254	92,272,966
22. Increase in reserves for life and accident and health contracts (including \$ ..... increase in reserves for life only) .....				0
23. Total underwriting deductions (Lines 18 through 22).....	0	1,794,818,597	1,715,859,234	3,400,639,309
24. Net underwriting gain or (loss) (Lines 8 minus 23) .....	XXX	35,263,787	48,230,898	174,837,244
25. Net investment income earned .....		18,798,243	9,357,740	25,615,820
26. Net realized capital gains (losses) less capital gains tax of \$ .....(718,815) .....		(2,098,464)	(19,867,996)	(22,985,300)
27. Net investment gains (losses) (Lines 25 plus 26) .....	0	16,699,779	(10,510,256)	2,630,520
28. Net gain or (loss) from agents' or premium balances charged off [(amount recovered \$ ..... ) (amount charged off \$ ..... )].....				0
29. Aggregate write-ins for other income or expenses .....	0	259,825	341,859	652,059
30. Net income or (loss) after capital gains tax and before all other federal income taxes (Lines 24 plus 27 plus 28 plus 29) .....	XXX	52,223,391	38,062,501	178,119,823
31. Federal and foreign income taxes incurred .....	XXX	11,839,523	11,802,186	41,441,035
32. Net income (loss) (Lines 30 minus 31) .....	XXX	40,383,868	26,260,315	136,678,788
<b>DETAILS OF WRITE-INS</b>				
0601. ....	XXX			
0602. ....	XXX			
0603. ....	XXX			
0698. Summary of remaining write-ins for Line 6 from overflow page .....	XXX	0	0	0
0699. Totals (Lines 0601 through 0603 plus 0698)(Line 6 above) .....	XXX	0	0	0
0701. ....	XXX			
0702. ....	XXX			
0703. ....	XXX			
0798. Summary of remaining write-ins for Line 7 from overflow page .....	XXX	0	0	0
0799. Totals (Lines 0701 through 0703 plus 0798)(Line 7 above) .....	XXX	0	0	0
1401. Home Healthcare, DME, Transportation, etc. ....		0	9	0
1402. ....				
1403. ....				
1498. Summary of remaining write-ins for Line 14 from overflow page .....	0	0	0	0
1499. Totals (Lines 1401 through 1403 plus 1498)(Line 14 above) .....	0	0	9	0
2901. Incentive Cashback Revenue .....		259,825	341,859	652,059
2902. ....				
2903. ....				
2998. Summary of remaining write-ins for Line 29 from overflow page .....	0	0	0	0
2999. Totals (Lines 2901 through 2903 plus 2998)(Line 29 above) .....	0	259,825	341,859	652,059

**STATEMENT OF REVENUE AND EXPENSES (Continued)**

	1 Current Year to Date	2 Prior Year to Date	3 Prior Year Ended December 31
<b>CAPITAL AND SURPLUS ACCOUNT</b>			
33. Capital and surplus prior reporting year.....	514,754,365	501,131,346	501,131,346
34. Net income or (loss) from Line 32.....	40,383,868	26,260,315	136,678,788
35. Change in valuation basis of aggregate policy and claim reserves.....		0	
36. Change in net unrealized capital gains (losses) less capital gains tax of \$ ..... (65,239)	(245,422)	(187,902)	(105,229)
37. Change in net unrealized foreign exchange capital gain or (loss).....		0	
38. Change in net deferred income tax.....	2,242,532	1,225,099	429,320
39. Change in nonadmitted assets.....	(8,033,975)	(6,568,919)	(3,379,860)
40. Change in unauthorized and certified reinsurance.....	0		0
41. Change in treasury stock.....	0		0
42. Change in surplus notes.....	0		0
43. Cumulative effect of changes in accounting principles.....		0	
44. Capital Changes:			
44.1 Paid in.....		0	0
44.2 Transferred from surplus (Stock Dividend).....	0		0
44.3 Transferred to surplus.....		0	
45. Surplus adjustments:			
45.1 Paid in.....	0		0
45.2 Transferred to capital (Stock Dividend).....		0	
45.3 Transferred from capital.....		0	
46. Dividends to stockholders.....		0	(120,000,000)
47. Aggregate write-ins for gains or (losses) in surplus.....	0	0	0
48. Net change in capital & surplus (Lines 34 to 47).....	34,347,003	20,728,593	13,623,019
49. Capital and surplus end of reporting period (Line 33 plus 48)	549,101,368	521,859,939	514,754,365
<b>DETAILS OF WRITE-INS</b>			
4701. ....		0	
4702. ....			
4703. ....			
4798. Summary of remaining write-ins for Line 47 from overflow page.....	0	0	0
4799. Totals (Lines 4701 through 4703 plus 4798)(Line 47 above)	0	0	0

STATEMENT AS OF JUNE 30, 2023 OF THE Amerigroup Iowa, Inc.

**CASH FLOW**

	1 Current Year To Date	2 Prior Year To Date	3 Prior Year Ended December 31
<b>Cash from Operations</b>			
1. Premiums collected net of reinsurance .....	1,810,405,596	1,794,024,184	3,568,953,331
2. Net investment income .....	18,185,729	10,006,165	24,560,048
3. Miscellaneous income .....	0		0
4. Total (Lines 1 to 3) .....	1,828,591,325	1,804,030,349	3,593,513,379
5. Benefit and loss related payments .....	1,689,942,561	1,565,773,760	3,140,288,926
6. Net transfers to Separate Accounts, Segregated Accounts and Protected Cell Accounts .....			
7. Commissions, expenses paid and aggregate write-ins for deductions .....	131,169,290	19,511,802	211,718,887
8. Dividends paid to policyholders .....			
9. Federal and foreign income taxes paid (recovered) net of \$ ..... (718,815) tax on capital gains (losses) .....	15,157,122	15,851,654	35,531,039
10. Total (Lines 5 through 9) .....	1,836,268,973	1,601,137,216	3,387,538,852
11. Net cash from operations (Line 4 minus Line 10) .....	(7,677,648)	202,893,133	205,974,527
<b>Cash from Investments</b>			
12. Proceeds from investments sold, matured or repaid:			
12.1 Bonds .....	141,289,319	618,484,842	727,469,785
12.2 Stocks .....	0		753,677
12.3 Mortgage loans .....	0		0
12.4 Real estate .....	0		0
12.5 Other invested assets .....	0		0
12.6 Net gains or (losses) on cash, cash equivalents and short-term investments .....	9,995	7,006	(821)
12.7 Miscellaneous proceeds .....	3,902,555	40,915,752	30,802,965
12.8 Total investment proceeds (Lines 12.1 to 12.7) .....	145,201,869	659,407,600	759,025,606
13. Cost of investments acquired (long-term only):			
13.1 Bonds .....	121,140,110	633,662,250	807,965,892
13.2 Stocks .....	0		0
13.3 Mortgage loans .....	0		0
13.4 Real estate .....	0		0
13.5 Other invested assets .....	0		0
13.6 Miscellaneous applications .....	6,195,782	0	0
13.7 Total investments acquired (Lines 13.1 to 13.6) .....	127,335,892	633,662,250	807,965,892
14. Net increase (or decrease) in contract loans and premium notes .....	0		0
15. Net cash from investments (Line 12.8 minus Line 13.7 and Line 14) .....	17,865,977	25,745,350	(48,940,286)
<b>Cash from Financing and Miscellaneous Sources</b>			
16. Cash provided (applied):			
16.1 Surplus notes, capital notes .....	0		0
16.2 Capital and paid in surplus, less treasury stock .....	0		0
16.3 Borrowed funds .....	0		0
16.4 Net deposits on deposit-type contracts and other insurance liabilities .....	0		0
16.5 Dividends to stockholders .....	0	0	120,000,000
16.6 Other cash provided (applied) .....	28,290,813	(37,230,624)	6,090,598
17. Net cash from financing and miscellaneous sources (Line 16.1 through Line 16.4 minus Line 16.5 plus Line 16.6) .....	28,290,813	(37,230,624)	(113,909,402)
<b>RECONCILIATION OF CASH, CASH EQUIVALENTS AND SHORT-TERM INVESTMENTS</b>			
18. Net change in cash, cash equivalents and short-term investments (Line 11, plus Lines 15 and 17) .....	38,479,142	191,407,859	43,124,839
19. Cash, cash equivalents and short-term investments:			
19.1 Beginning of year .....	55,393,603	12,268,764	12,268,764
19.2 End of period (Line 18 plus Line 19.1) .....	93,872,745	203,676,622	55,393,603

Note: Supplemental disclosures of cash flow information for non-cash transactions:

20.0001. Depreciation .....	32,182	37,901	76,199
-----------------------------	--------	--------	--------

STATEMENT AS OF JUNE 30, 2023 OF THE Amerigroup Iowa, Inc.

**EXHIBIT OF PREMIUMS, ENROLLMENT AND UTILIZATION**

	1 Total	Comprehensive (Hospital & Medical)		4 Medicare Supplement	5 Vision Only	6 Dental Only	7 Federal Employees Health Benefits Plan	8 Title XVIII Medicare	9 Title XIX Medicaid	10 Credit A&H	11 Disability Income	12 Long-Term Care	13 Other Health	14 Other Non-Health
		2 Individual	3 Group											
<b>Total Members at end of:</b>														
1. Prior Year .....	458,050	32,470	0	0	0	0	0	5,727	419,853	0	0	0	0	0
2. First Quarter .....	458,364	31,792	0	0	0	0	0	7,012	419,560	0	0	0	0	0
3. Second Quarter .....	435,365	29,150						7,857	398,358					
4. Third Quarter .....	0													
5. Current Year	0													
6. Current Year Member Months	2,730,043	187,282						43,102	2,499,659					
<b>Total Member Ambulatory Encounters for Period:</b>														
7. Physician .....	1,132,364	36,034						59,469	1,036,861					
8. Non-Physician .....	4,073,154	98,009						104,473	3,870,672					
9. Total	5,205,518	134,043	0	0	0	0	0	163,942	4,907,533	0	0	0	0	0
10. Hospital Patient Days Incurred	152,503	799						10,485	141,219					
11. Number of Inpatient Admissions	21,734	166						1,229	20,339					
12. Health Premiums Written (a) .....	1,838,212,562	29,945,035						65,613,019	1,742,654,508					
13. Life Premiums Direct .....	0													
14. Property/Casualty Premiums Written .....	0													
15. Health Premiums Earned.....	1,830,082,384	29,945,035						64,689,440	1,735,447,909					
16. Property/Casualty Premiums Earned	0													
17. Amount Paid for Provision of Health Care Services.....	1,683,278,115	26,405,321						54,090,510	1,602,782,284					
18. Amount Incurred for Provision of Health Care Services	1,680,272,193	26,065,351						57,056,664	1,597,150,178					

(a) For health premiums written: amount of Medicare Title XVIII exempt from state taxes or fees \$ ..... 65,613,019

STATEMENT AS OF JUNE 30, 2023 OF THE Amerigroup Iowa, Inc.

**CLAIMS UNPAID AND INCENTIVE POOL, WITHHOLD AND BONUS (Reported and Unreported)**

Aging Analysis of Unpaid Claims

1 Account	2 1 - 30 Days	3 31 - 60 Days	4 61 - 90 Days	5 91 - 120 Days	6 Over 120 Days	7 Total
<b>Claims Unpaid (Reported)</b>						
CarelonRx	10,472,355	0	0	0	0	10,472,355
University Of Iowa Hospitals & Clinics	13,756,086	6,795,222	774,393	1,470,619	35,078	22,831,398
Iowa Methodist Medical Center	4,750,339	2,650,156	447,483	428,768	6,640	8,283,386
Mercyone Des Moines Medical Center	3,848,788	3,030,233	559,997	114,231	302,941	7,856,190
St Luke'S Hospital	2,024,136	1,083,051	451,496	256,276	64,449	3,879,408
Genesis Medical Ctr-Davenport	2,113,805	1,000,001	202,123	44,564	1,697	3,362,190
Allen Memorial Hospital	1,737,406	914,341	67,156	25,817	96	2,744,816
Mercyone Waterloo Medical Ctr	1,649,044	753,735	164,634	46,145	38,597	2,652,155
Mercyone North Iowa Medical Center	1,627,459	774,048	136,825	80,692	4,973	2,623,997
Children'S Hosp And Med Center- Od	879,784	800,538	0	520,604	14,588	2,215,514
St Lukes Regional Medical	1,160,258	541,013	94,304	8,369	259,984	2,063,928
Broadlawn Medical Ctr	1,371,013	411,181	25,331	9,615	23,044	1,840,184
Mercy Medical Center	1,074,476	492,762	58,635	24,769	7,677	1,658,319
Iowa Lutheran Hospital	962,440	423,456	184,334	2,216	40,432	1,612,878
Mayo Clinic Hospital Rst	554,112	493,747	8,916	481,961	0	1,538,736
Mercyone Siouland Medical Center	945,962	384,196	94,197	3,428	3,054	1,430,837
Nebraska Medicine	348,744	776,604	65,881	221,510	4,440	1,417,179
Great River Medical Center	832,639	394,307	49,815	8,575	4,979	1,290,315
Opportunities Unlimited	1,220,340	26,126	0	0	0	1,246,466
Jennie Edmundson Hospital	811,705	418,024	0	0	0	1,229,729
Glenwood Resource Ctr	947,008	0	0	228,702	0	1,175,710
Mercy Health Center Dubuque	654,304	397,700	26,440	2,412	326	1,081,182
Mary Greeley Medical Ctr	686,033	295,217	0	8,955	3,032	993,237
Greater Regional Medical Ctr	667,593	242,179	1,003	0	9,294	920,069
Psychiatric Mental Health Unit	291,427	171,448	347,079	94,963	0	904,917
Mercy Hospital	486,640	367,075	4,128	2,266	2,751	862,860
Trinity Regional Medical Center	488,628	313,580	13,681	12,387	2,652	830,928
Chi Health Bergan Mercy	605,710	149,927	72,403	0	870	828,910
Woodward Resource Ctr	704,162	41,815	19,750	0	0	765,727
Chi Health Mercy Council Bluffs	503,294	207,390	35,387	285	255	746,611
Sanford Usd Medical Center - Gnl Acute Care Hosp	494,505	218,596	16,856	0	0	729,957
Neurologic Rehabilitation Institute At Brookhaven	523,193	204,610	0	0	0	727,803
Mahaska Health Partnership	386,738	207,441	102,704	6,178	12,105	715,166
Neurorestorative Florida	227,380	410,279	0	6,247	67,091	710,997
Mercyone Clinton Medical Center	505,107	152,874	462	116	9,492	668,051
Cass County Memorial Hospital	398,702	228,109	0	0	0	626,811
Mercyone West Des Moines Medical Center	336,554	274,751	10,948	0	0	622,253
Finley Hospital	394,197	172,055	39,993	1,631	2,430	610,306
Pella Regional Health Ctr	306,706	263,828	11,808	3,924	21,748	608,014
AVERA MCKENNA HOSPITAL	267,427	224,375	114,467	0	40	606,309
Clarion Hospital	413,095	138,134	19,941	23,172	0	594,342
Trinity Bettendorf	399,190	187,196	2,373	0	2,518	591,277
Buena Vista Regional Medical Ctr	395,210	145,791	3,452	243	11,986	556,682
St Anthony Regional Hospital & Nursing Home	336,143	147,939	30,801	7,623	24,491	546,997
Ottumwa Regional Health Ctr	348,027	151,146	10,381	21,819	4,686	536,059
Childserve Habilitation Ctr	57,040	400,788	70,063	0	0	527,891
Clive Behavioral Health	317,968	122,674	70,774	13,847	0	525,263
Iowa Methodist Medical Center-Methodist West	311,091	192,318	10,991	8,256	0	522,656
Balance Autism	499,833	0	0	6,826	0	506,659
Crawford County Memorial Hospital	337,701	157,441	0	238	7,097	502,477
Unitypoint At Home	429,395	24,418	15,870	3,020	22,093	494,796
Chi Health Missouri Valley	402,056	53,161	989	9,238	9,421	474,865
Nebraska Methodist Hospital	248,308	122,168	0	0	103,041	473,517
The Community Supports Network Inc	442,078	0	0	0	0	442,078
Sbh Davenport Llc	127,321	185,735	85,673	41,187	0	439,916
On With Life At Glenwood	433,212	0	0	0	0	433,212
Veridian Credit Union	348,074	48,526	18,011	10,029	0	424,640
Spencer Municipal Hospital	227,779	99,557	61,210	19,602	16,098	424,246
Gundersen Lutheran Medical Center	172,155	46,995	93,244	110,681	54	423,129



STATEMENT AS OF JUNE 30, 2023 OF THE Amerigroup Iowa, Inc.

**CLAIMS UNPAID AND INCENTIVE POOL, WITHHOLD AND BONUS (Reported and Unreported)**

**Aging Analysis of Unpaid Claims**

1 Account	2 1 - 30 Days	3 31 - 60 Days	4 61 - 90 Days	5 91 - 120 Days	6 Over 120 Days	7 Total
<b>Claims Unpaid (Reported)</b>						
Shenandoah Medical Ctr .....	345,103	61,235	9,952	0	1,240	417,530
Siouxland Surgery Ctr .....	248,434	144,679	0	0	746	393,859
Regional Medical Ctr .....	170,372	200,640	237	0	8,648	379,897
Cherokee Regional Medical Ctr .....	188,424	174,664	5,277	0	0	368,365
Jefferson County Hospital Ctr .....	283,993	59,150	10,826	2,005	777	356,751
Trinity Medical Center .....	261,032	89,371	4,621	0	0	355,024
Grinnell Regional Medical Ctr .....	210,198	88,869	20,904	23,785	8,182	351,938
Waverly Health Ctr .....	235,511	95,227	6,161	200	14,728	351,827
Optimae Lifeservices .....	344,823	1,236	185	0	351	346,595
Clarinda Regional Health Ctr .....	261,050	65,828	226	324	265	327,693
Jackson Recovery Ctr .....	298,310	16,866	0	0	0	315,176
Story County Medical Center .....	187,162	124,945	0	2,366	0	314,473
Winneshiek Medical Ctr Hospital .....	188,659	107,677	0	0	4,058	300,394
Alegent Health Psychiatric Medical .....	104,149	162,354	23,340	3,795	0	293,638
The Respite Connection Inc .....	290,613	668	0	0	0	291,281
Buchanan County Health Ctr .....	224,669	61,190	124	0	3,349	289,332
Wayne County Hospital .....	211,398	47,375	15,621	6,246	0	280,640
Sioux City Fire Rescue .....	270,213	0	0	0	4,061	274,274
Unitypoint Health - Marshalltown .....	207,699	62,576	1,439	0	9	271,723
Good Samaritan Society- Davenport .....	270,738	0	0	0	0	270,738
Stewart Memorial Community Hospital .....	174,962	95,433	0	0	205	270,600
Hospice of The Midwest .....	259,391	0	0	0	0	259,391
Four Oaks Family & Children'S Svcs .....	97,415	105,533	28,472	0	27,554	258,974
Compass Memorial Healthcare .....	205,788	30,673	0	20,489	0	256,950
Independence Mental Health Institute .....	177,350	0	0	71,326	0	248,676
The Homestead Autism Svcs .....	237,121	4,644	0	0	0	241,765
Belmond Community Hospital .....	188,758	36,858	1,005	11,147	492	238,260
Myrtue Medical Ctr .....	202,356	33,166	2,556	0	13	238,091
Montgomery County Memorial Hospital .....	197,582	37,101	1,085	357	0	236,125
Human Services Cherokee .....	223,751	11,355	0	0	0	235,106
Lakes Regional Healthcare .....	204,381	22,499	5,198	227	1,290	233,595
Kahl Home .....	229,978	121	0	0	0	230,099
Blessing Hospital .....	98,377	105,831	22,162	0	0	226,370
Knoxville Hospital & Clinics .....	182,880	32,527	3,934	0	1,589	220,930
Burgess Health Ctr .....	136,710	61,681	7,708	7,702	5,765	219,566
Washington County Hospital .....	151,976	52,533	2,787	311	11,686	219,293
Henry County Health Center Inc .....	110,152	78,872	10,049	8,382	8,429	215,884
The Finley Hospital .....	112,289	0	103,469	0	0	215,758
Saint Francis Medical Center .....	76,433	136,320	0	0	0	212,753
Good Samaritan Society-Red Oak .....	211,890	0	0	0	0	211,890
Everystep .....	189,616	18,260	1,603	0	0	209,479
Floyd Valley Healthcare .....	159,435	39,995	5,507	145	998	206,080
Mercyone Centerville Medical Center .....	153,296	50,388	72	0	1,824	205,580
Iowa Home Care .....	171,148	31,638	0	0	2,412	205,198
Decatur County Hospital .....	144,062	30,168	130	13,909	16,658	204,927
Clarke County Hospital .....	135,531	59,400	6,290	0	3,287	204,508
Palmer Lutheran Health Ctr .....	126,507	70,673	4,226	3,096	0	204,502
ST MARYS HOSPITAL .....	0	202,390	0	0	0	202,390
University Of Iowa Health Network Rehab Hospital .....	57,778	142,854	0	0	0	200,632
NeuroRestorative Iowa .....	119,123	38,845	40,139	0	0	198,107
Trinity Muscatine .....	127,823	60,761	3,538	941	255	193,318
Windmill Manor .....	192,813	0	0	0	0	192,813
Sanford Sheldon Medical Center .....	152,792	35,168	0	0	0	187,960
Chi Health Immanuel .....	122,954	56,248	6,203	1,605	0	187,010
Sioux Center Health .....	81,610	98,813	3,137	674	1,468	185,702
Kossuth Regional Health Center .....	131,650	50,631	0	0	1,792	184,073
River Hills Community Health Center .....	181,620	816	0	0	0	182,436
Genesis Health System .....	147,490	25,919	1,798	1,602	5,626	182,435
Hills & Dales Child Development Ctr .....	177,786	2,090	1,765	0	0	181,641

STATEMENT AS OF JUNE 30, 2023 OF THE Amerigroup Iowa, Inc.

**CLAIMS UNPAID AND INCENTIVE POOL, WITHHOLD AND BONUS (Reported and Unreported)**

Aging Analysis of Unpaid Claims

1 Account	2 1 - 30 Days	3 31 - 60 Days	4 61 - 90 Days	5 91 - 120 Days	6 Over 120 Days	7 Total
<b>Claims Unpaid (Reported)</b>						
Stratford Specialty Care	102,484	78,649	0	0	0	181,133
Floyd County Medical Ctr	109,690	64,275	4,029	227	349	178,570
Mainstream Living	175,866	0	0	0	0	175,866
Ringgold County Hospital	93,324	64,272	10,010	2,778	3,286	173,670
Universal Pediatrics	165,415	4,720	184	2,236	0	172,555
Numotion	155,962	919	14,162	0	192	171,235
Mercyone Newton Medical Center	84,497	67,019	274	0	14,687	166,477
Madonna Rehabilitation Hospital	(164,771)	329,542	0	0	0	164,771
Boone County Hospital	98,863	52,569	3,215	2,637	6,936	164,220
Mercy Rehabilitation Hospital	37,700	30,388	0	0	95,788	163,876
Caring Hearts Of West Central Iowa	163,435	0	0	0	0	163,435
The Nebraska Medical Cent	161,946	1,331	0	40	11	163,328
Nishna Productions	142,647	20,251	0	0	0	162,898
Trivium Life Services	159,234	0	0	3,059	0	162,293
Abbe Ctr For Community Mental Health	156,515	4,112	0	0	1,375	162,002
DUP Sanford Usd Medical Ctr	0	0	4,027	0	157,649	161,676
Open Arms Health Care - Des Moines	95,525	17,213	17,899	22,856	7,901	161,394
On With Life At Ankeny	151,253	2,496	0	0	0	153,749
To The Rescue	143,499	7,954	0	0	0	151,453
Tanager Place	35,119	38,584	0	17,105	59,185	149,993
Avera Holy Family Hospital	94,462	42,255	0	11,349	666	148,732
Central Iowa Residential Svcs	148,445	0	0	0	0	148,445
Ellsworth Municipal Hospital	128,958	18,334	0	0	1,121	148,413
Van Diest Medical Ctr	90,047	50,560	2,794	0	3,630	147,031
Lucas County Health Ctr	101,359	26,002	0	0	17,772	145,133
Davis County Hospital	108,771	28,992	1,037	1,224	0	140,024
Fusselman, William P.	139,968	0	0	0	0	139,968
Keokuk County Health Ctr	118,365	20,991	0	0	0	139,356
St Luke'S Methodist Hospital	84,318	9,371	0	0	45,419	139,108
Jones Regional Medical Center	91,109	44,179	3,444	0	198	138,930
Grundy County Memorial Hospital	110,823	23,959	1,107	0	2,684	138,573
United Community Services	131,593	3,920	408	18	1,449	137,388
Mercyone Waterloo Inpatient Rehabilitation	29,263	79,017	11,368	16,986	0	136,634
Hancock County Memorial Hospital	72,178	48,784	215	6,080	7,765	135,022
Mercyone New Hampton Medical Center	93,014	41,042	579	0	0	134,635
Madonna Rehab Hospital	46,004	62,448	0	24,746	0	133,198
Imagine The Possibilities	107,941	24,983	0	0	0	132,924
Lakes Lifeskills	131,908	0	0	0	0	131,908
Mercyone Oelwein Medical Ctr	87,038	44,447	0	0	179	131,664
Siouxland Community Hlth Ctr Fqhc	128,763	1,576	0	0	424	130,763
Sanford Sheldon Medical Center - Swingbed	130,678	0	0	0	0	130,678
Harmony House Care Ctr	129,781	0	0	0	0	129,781
Holy Spirit Retirement Home	129,043	0	0	0	0	129,043
Dallas County Hospital	77,383	34,969	0	15,689	0	128,041
American Prosthetics & Orthotics	117,690	686	9,273	0	0	127,649
Peoples Community Health Clinic	121,524	3,566	944	0	828	126,862
Guthrie County Hospital	112,337	14,135	0	0	295	126,767
Reach For Your Potential	62,300	39,118	25,236	0	0	126,654
Greene County Medical Center	71,067	44,380	772	0	9,995	126,214
Palo Alto County Hospital	110,751	10,596	2,366	0	367	124,080
Van Buren County Hospital	87,444	26,118	0	8,553	90	122,205
Partnership For Progress	121,535	0	0	0	0	121,535
Chi Health Mercy Corning	63,939	52,139	0	0	0	116,078
Talk To Me Technologies Llc	114,903	0	0	0	0	114,903
City Of Des Moines	113,405	0	0	0	845	114,250
Nebraska Orthopaedic Hosp	84,860	27,922	0	0	0	112,782
Veterans Memorial Hospital	69,949	15,710	940	157	25,583	112,339
Virginia Gay Hospital	92,017	16,977	3,293	0	0	112,287
Tri-State Dialysis	9,723	46,047	35,373	19,756	0	110,899

STATEMENT AS OF JUNE 30, 2023 OF THE Amerigroup Iowa, Inc.

**CLAIMS UNPAID AND INCENTIVE POOL, WITHHOLD AND BONUS (Reported and Unreported)**

Aging Analysis of Unpaid Claims

1 Account	2 1 - 30 Days	3 31 - 60 Days	4 61 - 90 Days	5 91 - 120 Days	6 Over 120 Days	7 Total
<b>Claims Unpaid (Reported)</b>						
Guttenberg Municipal Hospital	82,985	27,833	0	0	0	110,818
The Ambassador Omaha	79,540	17,622	12,500	0	0	109,662
Regional Health Services Of Howard County	62,093	33,624	1,911	50	10,466	108,144
Childserve Community Options	107,996	0	0	0	0	107,996
Advancement Svcs Of Jones County	107,628	0	0	0	0	107,628
Avera Mckennan	44,103	59,988	448	0	78	104,617
Opportunity Living	104,295	0	0	0	0	104,295
Jackson County Regional Health Ctr	88,592	10,896	0	4,576	0	104,064
Dubuque Specialty Care	103,858	0	0	0	0	103,858
Midwest Surgical Hospital	19,912	65,294	0	0	17,682	102,888
Mercyone Cedar Falls Medical Center	86,016	15,760	13	0	0	101,789
Adair Country Memorial Hospital	84,135	15,528	785	0	0	100,448
Comprehensive Systems	100,393	0	0	0	0	100,393
Madison County Health Care System	52,984	47,351	0	0	59	100,394
Handicapped Development Ctr	100,113	0	0	0	0	100,113
Mosaic	98,891	0	0	0	0	98,891
Uihc Chsc	98,361	0	0	0	0	98,361
Humboldt County Memorial Hospital	84,332	13,665	337	0	0	98,334
Boys Town National Research Hospital	89,626	7,884	0	0	0	97,510
Chi Health Lakeside	66,153	21,723	8,556	0	0	96,432
Pathology Laboratory	94,606	1,045	151	5	31	95,838
Mitchell County Regional Health Center	65,957	29,227	0	0	0	95,184
Heritage Specialty Care	81,384	3,005	0	10,561	0	94,950
Activstyle Inc	93,107	909	150	99	0	94,265
Heartland Care Ctr	93,807	0	0	0	0	93,807
Orange City Municipal Hospital	63,852	8,930	19,241	0	0	92,023
Boys And Girls Home Rtc	38,538	53,219	0	0	0	91,757
Chi Health Nebraska Heart	0	90,932	0	0	0	90,932
Mercyone Elkader Medical Center	71,185	18,253	758	0	94	90,290
New Choices	62,955	26,643	0	0	0	89,598
Horn Memorial Hospital	50,433	24,815	8,718	0	5,620	89,586
Visiting Nurse Svcs Of Iowa	71,333	17,175	128	0	0	88,636
Nebraska Medicine Bellevue	25,357	62,943	0	0	0	88,300
Central Iowa Hospital Corporation	38,282	26,890	22,629	0	0	87,801
Childserve Therapy	59,368	26,914	734	326	163	87,505
National Seating & Mobility	46,348	35,787	4,245	0	0	86,380
Briovax Infusion Svcs 302	76,136	0	8,811	0	0	84,947
Rolling Hills Hospital	60,840	23,551	0	0	0	84,391
Open Arms Home Health Care - Waterloo	83,824	0	0	0	0	83,824
Uni-Hope Life Skills & Svcs	83,755	0	0	0	0	83,755
Elmwood Care Ctr	70,790	12,472	0	0	0	83,262
Link Associates	81,457	0	0	0	0	81,457
One Vision	32,478	48,908	0	0	0	81,386
Pocahontas Community Hospital	71,887	8,908	0	0	0	80,795
Childrens Hospital	63,066	17,514	0	0	0	80,580
Jennie Edmundson Memorial Hospital	0	0	3,672	73,823	2,891	80,386
Hospice Compassus-Northwest Iowa	35,442	31,698	0	0	10,929	78,069
Unlimited Abilities	0	77,411	0	0	0	77,411
Childserve Hcbs Waiver Homes	32,120	45,284	0	0	0	77,404
Ability United	76,946	0	0	0	0	76,946
Silver Oak Nursing & Rehabilitation Ctr	75,502	0	0	0	0	75,502
Tofilon, Sarah A.	75,413	0	0	0	0	75,413
Manning Regional Healthcare Ctr	34,932	37,616	138	0	0	72,686
Rehabilitation Center Of Lisbon	71,729	0	0	0	0	71,729
Community Memorial Hospital	35,758	31,894	678	0	2,986	71,316
Audubon County Memorial Hospital	62,315	6,163	2,551	0	111	71,140
Truman Medical Ctrs	8,392	2,612	58,398	0	0	69,402
Precision Ventures, Llc	68,027	0	0	0	0	68,027
Briovax Infusion Svcs 305	66,418	261	0	0	0	66,679

STATEMENT AS OF JUNE 30, 2023 OF THE Amerigroup Iowa, Inc.

**CLAIMS UNPAID AND INCENTIVE POOL, WITHHOLD AND BONUS (Reported and Unreported)**

**Aging Analysis of Unpaid Claims**

1 Account	2 1 - 30 Days	3 31 - 60 Days	4 61 - 90 Days	5 91 - 120 Days	6 Over 120 Days	7 Total
<b>Claims Unpaid (Reported)</b>						
DUP Divine Living	65,879	0	0	0	0	65,879
Children'S Square Usa	36,577	28,137	0	0	0	64,714
Genedx	63,947	330	0	0	0	64,277
Monroe County Hospital & Clinics	55,564	7,589	429	693	0	64,275
Wesley Life Home Health	57,813	6,068	0	0	0	63,881
DUP Boys & Girls Home Residential Treatment Ctrs	(19,604)	0	24,505	30,019	28,793	63,713
Morning Sun Care Ctr	62,082	0	0	0	0	62,082
Azria Health Winterset	62,041	0	0	0	0	62,041
Thomas Rest Haven	62,007	0	0	0	0	62,007
Bishop Drumm Retirement Ctr	59,015	2,962	0	0	0	61,977
Millcreek Of Arkansas	25,572	22,020	0	14,207	0	61,799
Faith & Family Care	61,634	0	0	0	0	61,634
Crest Services	55,294	0	6,180	0	0	61,474
Life Connection Llc	61,085	0	0	0	0	61,085
Good Samaritan Society-Ottumwa	59,319	0	1,587	0	0	60,906
Timely Mission Nursing Home	60,072	677	0	0	0	60,749
Insight Partnership Group	60,732	0	0	0	0	60,732
Heritage Care & Rehabilitation Ctr	60,725	0	0	0	0	60,725
Recover Health-Sioux City	56,895	3,648	0	0	0	60,543
Nucara Home Medical	56,972	951	629	1,782	197	60,531
Ochsner Medical Center	60,260	0	0	0	0	60,260
Orsini Pharmaceutical Svcs	60,064	0	0	0	0	60,064
Diabetic Equipment & Supplies	59,580	460	0	0	0	60,040
Perry Lutheran Home	54,992	4,855	0	0	0	59,847
Beytien, Alyson	59,629	0	0	0	0	59,629
Reflections Assisted Living	36,111	23,107	0	0	0	59,218
Family Care Solutions	38,296	20,732	97	0	0	59,125
Maxim Healthcare Svcs	57,908	0	0	0	0	57,908
Loring Hospital	48,310	9,584	0	0	0	57,894
Carroll Area Nursing Svc	40,821	16,591	0	0	0	57,412
Methodist AirCare	56,955	0	0	0	0	56,955
Correctionville Specialty Care	56,902	0	0	0	0	56,902
Hiatt, Bradley K.	41,847	14,548	0	0	0	56,395
Happy Siesta Nursing Home	52,881	3,061	0	0	0	55,942
Self-Reliance	55,731	0	0	0	0	55,731
Hegg Memorial Hospital	52,868	2,258	0	0	0	55,126
Franklin General Hospital	46,233	8,836	0	0	0	55,069
Compassion North America Home Health Svcs	20,797	31,220	3,003	0	0	55,020
Hussain, Sakeer W.	36,738	0	17,306	0	0	54,044
Mercyone Oelwein Medical Center - Swingbed	53,996	0	0	0	0	53,996
Carepro Home Infusion	44,688	4,682	4,012	0	0	53,382
Caring Hand & More	24,372	28,960	0	0	0	53,332
Encompass Health Rehab Hospital of Sioux Falls	11,158	27,004	15,141	0	0	53,303
Freeman, Brian P.	31,947	0	20,656	0	0	52,603
Gillette Childrens Specialty Healthcare	52,391	0	0	0	0	52,391
Franklin Country View Nursing Facility	52,178	0	0	0	0	52,178
Village Northwest Unlimited	52,046	0	0	0	0	52,046
Meth-Wick Health Ctr	52,030	0	0	0	0	52,030
Mississippi Valley Healthcare & Rehabilitation Ctr	33,846	17,367	0	0	0	51,213
Avalon Hospice I Llc	51,156	0	0	0	0	51,156
Unified Therapy Svcs	40,384	9,663	111	443	221	50,822
Rehabilitation Center Of Des Moines	50,763	0	0	0	0	50,763
Wehbe, Mathew M.	50,427	0	0	0	0	50,427
Hawkeye Care Ctr Dubuque	45,535	4,444	0	0	0	49,979
Care Initiatives Hospice Waterloo	46,128	3,833	0	0	0	49,961
Crossing Rivers Health	36,843	6,229	6,249	0	0	49,321
Laboratory Corporation of America Holdings	49,239	0	32	0	0	49,271
Vera French Community Mental Health Ctr	46,199	383	280	0	1,245	48,107
Ravenwood Specialty Care	48,028	0	0	0	0	48,028

STATEMENT AS OF JUNE 30, 2023 OF THE Amerigroup Iowa, Inc.

**CLAIMS UNPAID AND INCENTIVE POOL, WITHHOLD AND BONUS (Reported and Unreported)**

Aging Analysis of Unpaid Claims

1 Account	2 1 - 30 Days	3 31 - 60 Days	4 61 - 90 Days	5 91 - 120 Days	6 Over 120 Days	7 Total
<b>Claims Unpaid (Reported)</b>						
Caremark Llc	47,949	0	0	0	0	47,949
Progress Industries	47,831	0	0	0	0	47,831
Kindred Hospice	47,488	0	0	0	0	47,488
Manorcare Health Svcs Utica Ridge	46,924	0	0	0	0	46,924
Mercyone Dyersville Medical Center	34,121	11,950	0	0	0	46,071
Iowa Specialty Hospital Clarion	23,679	21,160	0	254	496	45,589
Mercy Dialysis Plaza	27,473	12,005	1,756	4,214	0	45,448
St Croix Hospice	37,736	7,678	0	0	0	45,414
Montrose Health Center	45,404	0	0	0	0	45,404
Your Home Host Home Services LLC	45,119	0	0	0	0	45,119
Adel Acres	44,964	0	0	0	0	44,964
Genesis Senior Living Ctr	32,339	12,502	0	0	0	44,841
Stonehill Care Ctr	43,825	61	0	0	0	43,886
Community And Family Resources	33,589	9,743	0	0	0	43,332
Manor Care Health Svcs	42,845	0	0	0	0	42,845
Fleur Heights Ctr For Wellness & Rehab	13,578	28,852	0	0	0	42,430
University Of Iowa Community Homecare	41,501	0	0	820	0	42,321
Allen Memorial Hospital Corporation	42,249	0	0	0	0	42,249
Area Residential Care	42,083	0	0	0	0	42,083
Westview Care Ctr	41,895	0	0	0	0	41,895
Dignity Community Care	41,774	0	0	0	0	41,774
Carepro Home Medical	39,403	1,678	0	585	0	41,666
Manorcare Health Services-Dubuque	41,662	0	0	0	0	41,662
Osceola Regional Health Center	26,808	984	0	0	13,584	41,376
B&D Services	41,080	0	0	0	0	41,080
City Of Council Bluffs	41,046	0	0	0	0	41,046
Sunny Hill Care Ctr	40,918	0	0	0	0	40,918
Clarion Wellness & Rehabilitation Ctr	40,311	0	0	0	0	40,311
Hillcrest Home	40,233	0	0	0	0	40,233
Pine Acres Rehabilitation And Care Center	39,728	0	0	0	0	39,728
Developmental Ambassadors Of Svcs & Health (Dash)	39,655	0	0	0	0	39,655
Eastern Star Masonic Home	39,368	0	0	0	0	39,368
Mercyone Clinton Medical Center Dialysis	3,592	10,109	18,945	6,648	0	39,294
Iowa Specialty Hospital - Belmond	37,366	1,077	0	0	562	39,005
Guardian Flight LLC	38,739	0	0	0	0	38,739
Morrison Community Hospital	38,670	0	0	0	0	38,670
Rem Iowa, Inc	37,486	0	0	0	0	37,486
BillionToOne Laboratory	35,886	1,508	0	0	0	37,394
Friendship Haven	24,510	12,790	0	0	0	37,300
Area Substance Abuse Co Inc	27,597	9,556	90	0	0	37,243
Johc Rural Health Clinic	35,347	737	368	548	223	37,223
Parkridge Specialty Care	37,129	0	0	0	0	37,129
Family Connections	36,445	650	0	0	0	37,095
Aging Svcs	36,898	0	0	0	0	36,898
Mason City Ambulatory Surgery Ctr	35,745	1,048	0	0	0	36,793
Klein Center	36,702	0	0	0	0	36,702
Good Samaritan Society- St Ansgar	36,665	0	0	0	0	36,665
Sunnybrook Operations	36,576	0	0	0	0	36,576
Goodwill Industries Of Northeast Iowa	33,581	2,751	0	0	0	36,332
Center For Alcohol Drug Services	8,272	27,950	0	0	0	36,222
Chi Health St. Elizabeth	26,627	9,568	0	0	0	36,195
Advanced Diabetes Supply	35,863	306	0	0	0	36,169
Avoca Specialty Care	36,165	0	0	0	0	36,165
Quality Living	0	35,572	0	0	0	35,572
Choice	35,492	0	0	0	0	35,492
City of Waterloo	34,748	382	0	0	0	35,130
Mary Greeley Medical Center	35,113	0	0	0	0	35,113
Recover Health	28,211	6,843	0	0	0	35,054
Comfort Care Medicare	26,049	5,911	0	0	2,984	34,944

STATEMENT AS OF JUNE 30, 2023 OF THE Amerigroup Iowa, Inc.

**CLAIMS UNPAID AND INCENTIVE POOL, WITHHOLD AND BONUS (Reported and Unreported)**

Aging Analysis of Unpaid Claims

1 Account	2 1 - 30 Days	3 31 - 60 Days	4 61 - 90 Days	5 91 - 120 Days	6 Over 120 Days	7 Total
<b>Claims Unpaid (Reported)</b>						
Risen Son Christian Village	34,903	0	0	0	0	34,903
Southridge Specialty Care	34,618	121	0	0	0	34,739
Baylor Scott White Hillcrest	34,490	0	0	0	0	34,490
Hawarden Regional Healthcare	25,691	8,665	106	0	0	34,462
Muehleisen, Whitney R.	30,072	4,279	0	0	0	34,351
Community Hospital Inc Db a George C Gra	25,946	8,148	0	0	0	34,094
Prader Willi Homes Of Oconomowoc	33,922	0	0	0	0	33,922
Alkhatib, Fadi H.	33,562	20	0	0	20	33,602
Story County Hospital	32,687	306	522	0	0	33,515
Childrens Hospital Minneapolis	3,135	30,336	0	0	0	33,471
Vibrant Homecare	33,424	0	0	0	0	33,424
St Francis Hospital - Bartlett	0	0	33,321	0	0	33,321
Red Oak Rehab & Care Ctr	33,148	0	0	0	0	33,148
Mercyone Des Moines Laboratory	31,638	887	53	0	431	33,009
Sioux Falls Specialty Hospital	27,001	5,942	0	0	0	32,943
Rudrapatna, Venkatesh K.	32,847	0	0	0	0	32,847
Southeast Iowa Regional Home Health & Hospice	9,465	13,064	0	4,679	5,542	32,750
Bettendorf Health Care Ctr	24,719	8,018	0	0	0	32,737
Community & Family Resources	1,835	30,810	0	0	0	32,645
Accura Healthcare Of Carroll	32,481	0	0	0	0	32,481
Crescent Community Health Center	32,414	0	0	0	0	32,414
Northern Mahaska Specialty Care	32,338	0	0	0	0	32,338
Klein, Jonathan M.	31,992	0	0	0	0	31,992
Avera Heart Hospital Of South Dakota	19,385	11,785	0	0	621	31,791
Premier Estates 510	31,561	0	0	0	0	31,561
Marian Home	31,534	0	0	0	0	31,534
Southeastern Renal Dialysis	2,079	6,035	16,056	7,249	0	31,419
Abcm Rehab Of Independence West	21,795	4,478	0	5,147	0	31,420
Care Initiatives Hospice West Des Moines	22,853	8,517	0	0	0	31,370
Altoona Nursing & Rehabilitation Ctr	30,975	131	0	0	0	31,106
Jva Mobility	31,004	0	0	0	0	31,004
Mid-Step Svcs	8,443	9,196	0	13,179	0	30,818
Grandview Healthcare Ctr	24,696	5,987	0	0	0	30,683
Living Ctr West	30,613	0	0	0	0	30,613
Newton Health Care Center	30,599	0	0	0	0	30,599
Mercy Home Care	28,748	0	1,813	0	0	30,561
Children's Hospital	0	0	0	30,532	0	30,532
Countryside Health Care Center	30,514	0	0	0	0	30,514
Accordius Health At St Mary	30,512	0	0	0	0	30,512
New Aldaya Lifescapes	30,437	0	0	0	0	30,437
Sweet Peas Therapy	22,457	7,700	0	0	0	30,157
Manly Specialty Care	30,058	0	0	0	0	30,058
Access Inc	0	29,663	0	0	0	29,663
Central Rehabilitation	20,566	9,037	0	0	0	29,603
Rogers, Thomas M.	29,479	0	0	0	0	29,479
AeroCare	28,770	322	116	252	0	29,460
Lamoni Specialty Care	12,121	17,231	0	0	0	29,352
Price, Kailee	29,056	0	0	0	0	29,056
Community Health Center Of Fort Dodge	28,700	339	0	0	0	29,039
Nielsen, Jared S.	26,259	0	0	2,368	0	28,627
Regency Care Ctr	28,564	0	0	0	0	28,564
Concord Care Ctr	28,531	0	0	0	0	28,531
Ottumwa Medical Ctr	27,724	267	267	0	0	28,258
Rehabilitation Services	25,088	0	0	3,111	0	28,199
Sunshine Homes Inc	28,190	0	0	0	0	28,190
Siouxland Mental Health Center	17,239	10,919	0	0	0	28,158
Lakeview Surgery Center	24,940	0	0	2,946	0	27,886
Mercy Home Care-Des Moines	27,829	0	0	0	0	27,829
Arbor Court Healthcare	27,695	0	0	0	0	27,695

STATEMENT AS OF JUNE 30, 2023 OF THE Amerigroup Iowa, Inc.

**CLAIMS UNPAID AND INCENTIVE POOL, WITHHOLD AND BONUS (Reported and Unreported)**

Aging Analysis of Unpaid Claims

1 Account	2 1 - 30 Days	3 31 - 60 Days	4 61 - 90 Days	5 91 - 120 Days	6 Over 120 Days	7 Total
<b>Claims Unpaid (Reported)</b>						
Unitypoint At Home Fd Hme	24,776	2,034	236	128	516	27,690
Davis County Medical Assoc	27,097	480	0	0	0	27,577
Choice Employment Svcs	24,615	2,770	0	0	0	27,385
Rotary Senior Living	26,556	552	0	0	0	27,108
Lake Mills Care Ctr	26,956	0	0	0	0	26,956
Pocahontas County Health Dept	17,912	8,867	0	0	0	26,779
Unitypoint At Home Wlo	21,702	1,649	2,823	0	562	26,736
Hillcrest Family Svcs - Mollitore	26,602	0	0	0	0	26,602
Pathways Behavioral Svcs	20,146	5,272	1,037	106	0	26,561
DUP DUNES SURGICAL HOSPITAL	0	26,471	0	0	0	26,471
University Park Nursing & Rehab	26,270	0	0	0	0	26,270
Penn Ctr	0	0	26,262	0	0	26,262
Apollo Medflight Aircare	26,246	0	0	0	0	26,246
Vibrant Scl	26,017	0	0	0	0	26,017
Hyvaacs Llc	25,855	0	0	0	0	25,855
Open Arms Home Health Care Council Bluffs	25,589	0	243	0	0	25,832
Community Health Centers of Southeastern Iowa	24,071	394	0	0	1,274	25,739
Gundersen Palmer Lutheran West Union Rhc	24,711	465	0	0	0	25,176
Granger Nursing & Rehab Ctr	17,383	7,612	0	0	0	24,995
Unitypoint At Home Cr Hme	24,554	88	0	183	26	24,851
Gentiva Hospice	24,782	0	0	0	0	24,782
Diabetes Supply Center	23,892	465	0	0	401	24,758
Lakeland Hospital Acquisition Llc	24,734	0	0	0	0	24,734
Strohbehn, Austin L.	23,488	0	0	1,216	0	24,704
Magnetic Resonance Services Partnership	24,700	0	0	0	0	24,700
Primary Health Care - East Side Clinic	24,353	319	0	0	0	24,672
Stanford, Amy H.	24,631	0	0	0	0	24,631
New Beginnings Counseling Service Llc	23,817	174	468	0	0	24,459
Cherokee Specialty Care	24,406	0	0	0	0	24,406
Lakeside Lutheran Home	24,394	0	0	0	0	24,394
Medic Ems	21,470	1,787	0	514	586	24,357
Families	24,353	0	0	0	0	24,353
Hanger Prosthetics & Orthotics East Inc	24,338	0	0	0	0	24,338
Ossian Senior Hospice	12,340	11,942	0	0	0	24,282
Behrens, Robert J.	24,267	0	0	0	0	24,267
Suncrest Hopice	19,298	4,906	0	0	0	24,204
Cedar Valley Dialysis	9,805	9,682	0	0	4,704	24,191
Aspire Of Pleasant Valley	16,876	7,188	0	0	0	24,064
Abdelaziz M Elhaddad	24,051	0	0	0	0	24,051
Bhasvar, Vipin B.	24,027	0	0	0	0	24,027
Murphy, Cary R.	23,979	0	0	0	0	23,979
Wanner, David L.	18,676	5,282	0	0	0	23,958
Washington County Public Health & Home Care	23,896	0	0	0	0	23,896
Rolling Green Village	23,357	465	0	0	0	23,822
Northern Iowa Therapy Assoc	19,154	4,104	257	296	0	23,811
Keystone Nursing Care Ctr	23,691	0	0	0	0	23,691
Parc Hall	23,628	0	0	0	0	23,628
Lincare	23,318	126	0	0	105	23,549
Byram Healthcare Ctrs, Inc.	21,336	619	175	0	1,377	23,507
The Alverno Health Care Facility	5,025	9,057	9,358	0	0	23,440
43 North Iowa	23,404	0	0	0	0	23,404
Bell, Edward F.	23,401	0	0	0	0	23,401
Rem Iowa Community Svcs	12,109	11,271	0	0	0	23,380
Cochlear Americas	7,957	15,278	0	0	0	23,235
Kinex Medical Company	22,389	264	0	31	397	23,081
Good Samaritan Society-Home Hospice	23,041	0	0	0	0	23,041
Divine Touch Of Iowa	0	22,906	0	0	0	22,906
Southeast Iowa Regional Medical Center	3,401	19,429	0	0	0	22,830
Iowa City Hospice	22,745	0	0	0	0	22,745

STATEMENT AS OF JUNE 30, 2023 OF THE Amerigroup Iowa, Inc.

**CLAIMS UNPAID AND INCENTIVE POOL, WITHHOLD AND BONUS (Reported and Unreported)**

Aging Analysis of Unpaid Claims

1 Account	2 1 - 30 Days	3 31 - 60 Days	4 61 - 90 Days	5 91 - 120 Days	6 Over 120 Days	7 Total
<b>Claims Unpaid (Reported)</b>						
Pathways Adult Day Health Ctr	22,639	0	0	0	0	22,639
Premier Estates 506	22,409	0	0	0	0	22,409
Hendrick Medical Center	0	22,318	0	0	0	22,318
Willow Dale Wellness Village	20,273	2,000	0	0	0	22,273
Mercyone N Iowa Medical Ctr	22,220	0	0	0	0	22,220
Open Arms Home Health Care	16,784	5,357	0	0	0	22,141
Discovery Living	21,951	0	0	0	0	21,951
Avera Sacred Heart Hospital	3,012	18,897	0	0	0	21,909
Oosc	7,840	13,992	0	0	0	21,832
Azria Health Longview	13,018	8,732	0	0	0	21,750
Good Samaritan Society - Lemars	21,722	0	0	0	0	21,722
Planned Parenthood Of The Heartland	21,357	330	0	0	0	21,687
Promise Community Health Ctr	20,814	861	0	0	0	21,675
Saint Marys Hospital	0	0	21,485	0	0	21,485
Medical Laboratories Of Eastern Iowa	20,805	4	154	0	472	21,435
Siouxland Community Health Ctr	20,304	1,126	0	0	0	21,430
Sioux Ctr Ambulance	21,423	0	0	0	0	21,423
Linn Haven Rehab & Healthcare	21,350	0	0	0	0	21,350
East Des Moines Dialysis	3,094	7,664	4,236	6,341	0	21,335
Four Oaks Family Children Service	21,016	0	251	0	0	21,267
Prairie View Management	15,186	6,074	0	0	0	21,260
Belmond Clinic	20,203	1,028	0	0	0	21,231
Genesis Medical Ctr Davenport	15,838	5,323	0	0	0	21,161
Ogden Manor	19,198	1,922	0	0	0	21,120
Therapy Solutions	15,210	0	5,786	0	0	20,996
Solon Retirement Village	20,883	0	0	0	0	20,883
Eyerly Ball Community Mental Health Svcs	20,405	303	0	0	0	20,708
AdventHealth Celebration	20,233	0	0	0	0	20,233
Unitypoint Clinic-Pediatrics-Mulberry-Rhc	20,212	0	0	0	0	20,212
Nurse At Home	15,050	5,109	0	0	0	20,159
Henry County Health Center - Mt Pleasant Clinic	19,687	406	0	0	0	20,093
Intra-National Home Health Care	0	20,055	0	0	0	20,055
Advanced Home Health Care	19,994	0	0	0	0	19,994
Primary Health Care At Mercy	19,866	0	0	0	0	19,866
Clarksville Skilled Nursing & Rehab Ctr	9,627	10,167	0	0	0	19,794
Mercyone Primghar Medical Center	14,130	1,138	0	0	4,487	19,755
Hospice of Dubuque	19,746	0	0	0	0	19,746
Recover Health- Council Bluffs	19,654	0	0	0	0	19,654
Childrens Home Healthcare	19,569	0	0	0	0	19,569
Henry County Health Center	9,942	9,621	0	0	0	19,563
Happy Home Respite Svcs	19,549	0	0	0	0	19,549
Community Health Care	19,098	0	451	0	0	19,549
Orchard Place/Child Guidance Ctr	13,916	1,662	2,081	1,889	0	19,548
Regional Family Health-Manchester	18,371	884	147	0	0	19,402
Myrtue Medical Ctr - Harlan	17,717	862	292	0	355	19,226
Fonda Specialty Care	8,693	7,884	0	0	2,623	19,200
Edgepark Medical Supplies	18,960	198	0	0	0	19,158
Sunny Knoll Care Ctr	19,154	0	0	0	0	19,154
Sunrise Hill Care & Rehab Ctr	9,556	9,565	0	0	0	19,121
Sanford Sheldon Clinic	18,022	871	218	0	0	19,111
Rehabilitation Ctr Of Allison	19,104	0	0	0	0	19,104
Ruthven Community Care Ctr	17,022	1,967	0	0	0	18,989
Harlingen Medical Center	18,904	0	0	0	0	18,904
Vonnahme, Taya N.	5,941	7,638	5,258	0	0	18,837
Mercy River Hills Surgery Ctr	18,798	0	0	0	0	18,798
Van Diest Family Health Clinic Of Webster City	15,142	912	1,410	0	1,250	18,714
Primary Health Care	18,714	0	0	0	0	18,714
Knake, Lindsey A.	18,660	0	0	0	0	18,660
Unitypoint Hospice	18,651	0	0	0	0	18,651



STATEMENT AS OF JUNE 30, 2023 OF THE Amerigroup Iowa, Inc.

**CLAIMS UNPAID AND INCENTIVE POOL, WITHHOLD AND BONUS (Reported and Unreported)**

Aging Analysis of Unpaid Claims

1 Account	2 1 - 30 Days	3 31 - 60 Days	4 61 - 90 Days	5 91 - 120 Days	6 Over 120 Days	7 Total
<b>Claims Unpaid (Reported)</b>						
Cornerstone Family Practice	16,925	1,060	299	0	361	18,645
Mitchell County Home Health Care & Public Health	14,274	4,363	0	0	0	18,637
Unitypoint Clinic-Express Care-North Port-Rhc	18,634	0	0	0	0	18,634
Cedar Manor Nursing Home	18,371	0	0	0	0	18,371
Alegent Health Community Memorial Hospital Of Miss	17,314	161	674	0	220	18,369
Orchard Place Pace Juvenile Ctr	17,618	0	0	734	0	18,352
Continuum Services	(18,327)	0	36,654	0	0	18,327
Ridgewood Specialty Care	18,312	0	0	0	0	18,312
Coram Alternate Site Svcs	18,278	0	0	0	0	18,278
Life Skills Training Ctr	18,237	0	0	0	0	18,237
Iowa Ems Alliance	18,234	0	0	0	0	18,234
Azria Health Prairie Ridge	18,211	0	0	0	0	18,211
Hallmark Care Ctr	13,685	4,430	0	0	0	18,115
HONORHEALTH DEER VALLEY MEDICAL CENTER	17,964	0	0	0	0	17,964
Dch Family Medicine	16,226	914	490	0	295	17,925
Denison Care Ctr	17,900	0	0	0	0	17,900
Abcm Corporation	17,887	0	0	0	0	17,887
Simple Life	17,886	0	0	0	0	17,886
Care Initiatives Hospice Greenfield	0	17,833	0	0	0	17,833
Neighborhood Retreat	15,883	1,944	0	0	0	17,827
Reinsvold, Patrick F.	17,787	0	0	0	0	17,787
Koeler-Schmidt, Lindsey J.	17,713	0	0	0	0	17,713
MOUNT AYR MEDICAL CLINIC	14,957	1,665	1,080	0	0	17,702
Aspire Of Sutherland	17,654	0	0	0	0	17,654
Boeke, Paul S.	14,655	0	2,974	0	0	17,629
Alcohol Drug Dependency Services Of Southeast Iowa	8,367	9,219	0	0	0	17,586
Griswold Rehabilitation & Health Care Ctr	17,505	0	0	0	0	17,505
Westermann, Robert W.	13,211	4,191	0	0	49	17,451
Capstone Behavioral Healthcare	16,982	0	0	0	419	17,401
Good Samaritan Society- Waukon	17,339	0	0	0	0	17,339
Kindra A Weston	17,263	0	0	0	0	17,263
Graff, Tara M.	2,944	0	14,305	0	0	17,249
Woodward Academy	17,175	0	0	0	0	17,175
Kartvelishvili, Alex	16,477	0	0	690	0	17,167
The Larrabee Ctr	17,143	0	0	0	0	17,143
Gch Clinics	15,856	1,254	0	0	0	17,110
Schultz, Zola F.	17,105	0	0	0	0	17,105
Kimberly Anne Conrad Plc	16,956	0	0	0	0	16,956
Southeast Renal Dialysis	(2,296)	1,805	10,117	5,559	1,695	16,880
Myrtue Medical Center-Behavioral Health	16,564	243	0	0	0	16,807
Comfort Keepers	16,716	0	0	0	0	16,716
Home Healthand Hospice	16,704	0	0	0	0	16,704
Rassel, Taylor M.	16,680	0	0	0	0	16,680
Nebraska Spine Hospital, Llc	0	16,648	0	0	0	16,648
Fort Dodge Fire Department Ems	16,569	0	0	0	0	16,569
Robb, Katharine A.	16,565	0	0	0	0	16,565
Mercy Homecare And Hospice	10,578	0	5,877	0	0	16,455
Plains Area Mental Health	14,516	1,362	0	544	0	16,422
Premier Estates 508	16,391	0	0	0	0	16,391
Kossuth Regional Health Center - Algona Clinic	14,581	524	545	0	722	16,372
Wchc Medical Clinic	14,196	2,139	0	0	0	16,335
Marshalltown Mary Greeley Dialysis	7,015	1,647	0	0	7,628	16,290
Mercyone Ottumwa Family & Internal Medicine Clinic	14,844	1,037	265	0	0	16,146
Elkader Care	16,104	0	0	0	0	16,104
Mayo Clinic Health System in Mankato	16,079	17	0	0	0	16,096
Mercy Physician Associates Inc	15,773	0	0	165	0	15,938
Southern Iowa Mental Health Ctr	15,820	0	0	0	105	15,925
Sunnybrook Homecare	15,590	318	0	0	0	15,908
First Resources	15,811	0	0	0	0	15,811

STATEMENT AS OF JUNE 30, 2023 OF THE Amerigroup Iowa, Inc.

**CLAIMS UNPAID AND INCENTIVE POOL, WITHHOLD AND BONUS (Reported and Unreported)**

Aging Analysis of Unpaid Claims

1 Account	2 1 - 30 Days	3 31 - 60 Days	4 61 - 90 Days	5 91 - 120 Days	6 Over 120 Days	7 Total
<b>Claims Unpaid (Reported)</b>						
Caregivers Home Health	3,059	0	12,673	0	0	15,732
Alabsi, Samir Y.	15,732	0	0	0	0	15,732
Home Sweet Home Care	12,553	3,086	0	0	0	15,639
Laboratory Corporation of America	15,304	193	0	0	135	15,632
Manor Care Health Services Davenport	15,624	0	0	0	0	15,624
Laurich, Chad R.	15,312	0	0	0	280	15,592
Iowa Family Assistants	15,514	0	0	0	0	15,514
Friemel, Susannah P.	15,480	0	0	0	0	15,480
Crestview Nursing & Rehabilitation	15,470	0	0	0	0	15,470
Howard Ctr	1,071	14,362	0	0	0	15,433
River Hills Village	15,434	0	0	0	0	15,434
Kummet, Gary J.	15,429	0	0	0	0	15,429
Bracha, Peter	15,416	0	0	0	0	15,416
Clarion Rural Health Clinic	13,509	1,869	0	0	0	15,378
Primary Health Care-West Side Clinic	15,342	0	0	0	0	15,342
PINEY RIDGE TREATMENT CENTER, LLC	0	15,328	0	0	0	15,328
Myriad Genetic Laboratories	12,331	2,979	0	0	0	15,310
Unitypoint Clinic Family Medicine Buena Vista Rhc	14,528	451	279	0	0	15,258
Clarke County Public Hospital	14,553	392	0	283	0	15,228
United Community Health Ctr	14,542	637	0	0	0	15,179
Surgery Center Cedar Rapids	14,358	787	0	0	0	15,145
Minimed Distribution Corp.	15,108	30	0	0	0	15,138
Northcrest Specialty Care	15,079	0	0	0	0	15,079
Vodec	1,922	13,149	0	0	0	15,071
Wcfc Family Medicine	14,413	648	0	0	0	15,061
Azria Health Rose Vista	14,151	897	0	0	0	15,048
Hines, David W.	15,027	0	0	0	0	15,027
3m Medical Solutions	15,014	0	0	0	0	15,014
Building Bridges Counseling Associates	14,912	0	0	0	0	14,912
Westwood Specialty Care	14,826	0	0	0	0	14,826
Eventide Lutheran Home For The Aged	0	2,729	12,084	0	0	14,813
Patel, Sonam J.	14,729	0	0	0	0	14,729
Nordine, Andrew C.	14,696	0	0	0	0	14,696
Winneshiek Medical Center	13,803	795	0	0	0	14,598
Linn Manor Care Ctr	13,675	874	0	0	0	14,549
McCrory-Rost Clinic	14,108	0	310	0	0	14,418
Monticello Nursing & Rehabilitation Ctr	14,400	0	0	0	0	14,400
Kenney, Jamie C.	14,343	0	0	0	0	14,343
Eagle Point Health Care Center	9,982	4,357	0	0	0	14,339
Ellipsis Inc	14,301	0	0	0	0	14,301
Keosauqua Health Care Center	14,248	0	0	0	0	14,248
Pocahontas Manor	12,324	1,914	0	0	0	14,238
Mitchell County Regional Health Center-Osage Clini	13,099	702	392	0	0	14,193
PINEY RIDGE TREATMENT CENTER LLC	14,192	0	0	0	0	14,192
Perry Lutheran Homes Eden Acres Campus	14,121	0	0	0	0	14,121
Center Associates	14,092	0	0	0	0	14,092
Rosenblum, Dennis	14,091	0	0	0	0	14,091
Good Samaritan Society - West Union	14,036	0	0	0	0	14,036
Vanderbilt LifeFlight	12,745	1,270	0	0	0	14,015
Newton Care	12,135	1,843	0	0	0	13,978
Accura Healthcare Of Marshalltown	13,963	0	0	0	0	13,963
Day, Lyndsey J.	13,955	0	0	0	0	13,955
Ywca Of Fort Dodge	11,565	2,387	0	0	0	13,952
Select Specialty Hospital Des Moines	0	13,939	0	0	0	13,939
Devereux Florida	13,922	0	0	0	0	13,922
Jorgensen, Daniel L.	(2,502)	0	16,373	0	0	13,871
Methodist Manor Sioux Care Ctr	13,859	0	0	0	0	13,859
Siebert Mobility Of Iowa	13,845	0	0	0	0	13,845
Blount, Megan	13,839	0	0	0	0	13,839

STATEMENT AS OF JUNE 30, 2023 OF THE Amerigroup Iowa, Inc.

**CLAIMS UNPAID AND INCENTIVE POOL, WITHHOLD AND BONUS (Reported and Unreported)**

Aging Analysis of Unpaid Claims

1 Account	2 1 - 30 Days	3 31 - 60 Days	4 61 - 90 Days	5 91 - 120 Days	6 Over 120 Days	7 Total
<b>Claims Unpaid (Reported)</b>						
Aeroflow	13,639	157	0	0	0	13,796
Digestive Health Center Llc	13,758	0	0	0	0	13,758
CentraCare Monticello Hospital	0	0	13,723	0	0	13,723
Ellisbury, Danny L.	12,069	1,611	0	0	0	13,680
Mercyone Waterloo Home Medical Equipment	11,114	2,561	0	0	0	13,675
New London Specialty Care	13,664	0	0	0	0	13,664
Crystal Heights Care Ctr	5,707	7,934	0	0	0	13,641
Weland Clinical Laboratories	13,549	12	0	0	0	13,561
Thomas R Buroker	13,554	0	0	0	0	13,554
Ea Motto Dialysis	10,756	2,793	0	0	0	13,549
Focus Family Options Community Supports Inc	13,541	0	0	0	0	13,541
Abbott Northwestern Hospital	5,069	8,382	0	0	0	13,451
Sioux Falls Dialysis	0	13,448	0	0	0	13,448
Bakari Behavioral Health Inc	13,437	0	0	0	0	13,437
Genesis Home Medical Equipment	11,605	1,803	0	0	0	13,408
Longhouse- Northshire	1,937	11,462	0	0	0	13,399
Claremont'S Ramsey Village	13,382	0	0	0	0	13,382
Hospice of Siouxland	8,883	4,441	0	0	0	13,324
Swan, Shelley	13,239	0	0	0	0	13,239
Premier At Home Care	13,231	0	0	0	0	13,231
Bradley K Hiatt	13,225	0	0	0	0	13,225
Skyline Ctr	13,168	0	0	0	0	13,168
Fmc Gurnee	0	13,165	0	0	0	13,165
Grandview Heights Rehab & Healthcare	13,122	0	0	0	0	13,122
City Of Burlington	13,122	0	0	0	0	13,122
Ennoble Nursing And Rehabilitation	13,109	0	0	0	0	13,109
Accura Healthcare Of Milford	13,048	0	0	0	0	13,048
Stevens, Jennifer S.	13,028	0	0	0	0	13,028
Crest Svcs	12,882	0	0	0	0	12,882
Quest Diagnostics Llc	12,655	0	0	0	142	12,797
La Porte City Specialty Care	12,768	0	0	0	0	12,768
Genesis Vna And Hospice	12,754	0	0	0	0	12,754
Centerville Community Betterment	12,746	0	0	0	0	12,746
St Anthony Med Ctr	0	0	12,680	0	0	12,680
Unitypoint Clinic-Family Medicine-North Port-Rhc	12,642	0	0	0	0	12,642
Iowa City Ambulatory Surgical Ctr	11,068	1,091	0	0	462	12,621
Mississippi Valley Surgery Ctr	12,596	0	0	0	0	12,596
Tabor Manor Care Ctr	12,495	0	0	0	0	12,495
Aspire Of Estherville	0	12,475	0	0	0	12,475
Riverside North	12,472	0	0	0	0	12,472
Lyon Specialty Care	12,452	0	0	0	0	12,452
Prairie Ridge Integrated Behavioral Healthcare	11,222	669	241	0	291	12,423
UnityPoint Health - Berryhill Ctr	12,256	60	0	0	91	12,407
Childserve Medical Equipment & Supply	12,329	0	0	0	0	12,329
Northridge Village	12,321	0	0	0	0	12,321
Jefferson County Hospital	0	12,297	0	0	0	12,297
Primary Health Care - Marshalltown Clinic	12,257	0	0	0	0	12,257
Madison County Memorial Hospital	11,631	346	153	0	0	12,130
All Care Health Center	11,404	716	0	0	0	12,120
Acs Medical	10,955	0	0	423	737	12,115
Oakland Manor	12,094	0	0	0	0	12,094
Oelwein Health Care Ctr	10,319	1,748	0	0	0	12,067
Home Care Delivered	11,887	126	0	4	0	12,017
Beacon of Hope Hospice	8,349	3,383	256	0	0	11,988
Atlantic Medical Ctr Rhc	10,832	354	0	629	120	11,935
Hope Haven Area Development Ctr Corp	35	11,895	0	0	0	11,930
Wesley Life Hospice	4,787	7,084	0	0	0	11,871
Floyd County Memorial Hospital Commission	11,856	0	0	0	0	11,856
Unitypoint Clinic-Family Medicine-Mulberry-Rhc	11,826	0	0	0	0	11,826

STATEMENT AS OF JUNE 30, 2023 OF THE Amerigroup Iowa, Inc.

**CLAIMS UNPAID AND INCENTIVE POOL, WITHHOLD AND BONUS (Reported and Unreported)**

**Aging Analysis of Unpaid Claims**

1 Account	2 1 - 30 Days	3 31 - 60 Days	4 61 - 90 Days	5 91 - 120 Days	6 Over 120 Days	7 Total
<b>Claims Unpaid (Reported)</b>						
Black Hawk-Grundy MHI Ctr	10,405	284	1,069	0	0	11,758
Storm, Douglas W.	11,739	0	0	0	0	11,739
Lutheran Svcs In Iowa	2,361	9,377	0	0	0	11,738
Northcrest Living Ctr	5,323	6,406	0	0	0	11,729
Vista Woods Care Ctr	11,640	0	0	0	0	11,640
Area Ambulance Service	11,423	0	0	0	185	11,608
Renal Ctr Of Fort Dodge	103	964	0	6,323	4,205	11,595
Edgewood Convalescent Home	4,211	7,358	0	0	0	11,569
Green Country Dialysis	6,938	0	0	0	4,628	11,566
Roghair, Robert D.	11,551	0	0	0	0	11,551
Right At Home	11,522	0	0	0	0	11,522
Family Medicine Clinic Irhc	11,280	0	229	0	0	11,509
Carlisle Center For Wellness & Rehab	11,502	0	0	0	0	11,502
Southeast Iowa Behavioral Healthcare Ctr	11,484	0	0	0	0	11,484
Hillcrest Family Svcs	10,023	1,269	0	0	176	11,468
Canady, Allison N.	11,436	0	0	0	0	11,436
Genesis First Med Pharmacy	3,727	7,675	0	0	0	11,402
Premier Estates Of Muscatine	11,348	0	0	0	0	11,348
Schultheis, Christian P.	11,319	0	0	0	0	11,319
Cermak, Samantha	11,317	0	0	0	0	11,317
Riceville Family Care & Therapy Ctr	11,309	0	0	0	0	11,309
Aspire Of Primghar	11,135	0	0	0	0	11,135
Medical City Plano	11,134	0	0	0	0	11,134
Mercy Medical Center Centerville	11,113	0	0	0	0	11,113
Freedom Home Health Care	7,921	3,187	0	0	0	11,108
South Central Iowa Medical Clinic	9,182	427	1,142	0	335	11,086
Bartels Lutheran Retirement Community Woodland Ter	11,025	0	0	0	0	11,025
Unitypoint Clinic Family Medicine Kenyon Rd Rhc	10,615	91	0	0	295	11,001
Hillcrest Hospice	10,982	0	0	0	0	10,982
Greenfield Rehabilitation & Health Care Ctr	10,977	0	0	0	0	10,977
Full Circle Therapy Center Llc	10,898	0	0	0	0	10,898
Rademacher, Melissa A.	10,853	0	0	0	0	10,853
Brooklyn Community Estate	8,707	2,134	0	0	0	10,841
Mica Hill Estates Assisted Living	10,825	0	0	0	0	10,825
Vinton Family Medical Clinic	10,635	177	0	0	0	10,812
The Ambassador Sidney	8,213	2,596	0	0	0	10,809
Aveanna Healthcare	10,778	0	0	0	0	10,778
Fresenius Kidney Care North Iow	4,896	1,432	1,366	2,720	363	10,777
Luther Manor Communities	471	0	10,301	0	0	10,772
Unitypoint Health - Marshalltow	8,613	1,130	0	0	1,010	10,753
Monroe County Hospital	10,087	249	380	0	0	10,716
Family Practice Clinic-Emmetsburg Rhc	9,574	641	120	176	205	10,716
The Madison	10,704	0	0	0	0	10,704
Everlasting Home Healthcare	10,662	0	0	0	0	10,662
Sisters Home Style Entrees Inc	8,547	1,857	247	0	0	10,651
Gabrielson, Daniel M.	10,646	0	0	0	0	10,646
Heritage Medical Equipment & Supplies	9,979	592	14	0	0	10,585
Comprehensive Rehab Inc	7,731	2,845	0	0	0	10,576
Miranda R Smalley	10,515	0	0	0	0	10,515
Mercyone Dubuque Home Care	10,356	155	0	0	0	10,511
Creekside, Inc	8,856	1,570	0	0	0	10,426
Rotech	9,782	418	91	0	113	10,404
Innovative Counseling Consulting Inc	10,396	0	0	0	0	10,396
Bertellotti, Robert P.	10,393	0	0	0	0	10,393
Accura Healthcare Of Spirit Lake	0	0	0	10,377	0	10,377
Singh, Harinder	10,357	0	0	0	0	10,357
Floyd County Area Family Practice	8,983	975	190	0	188	10,336
Summerlin Hospital Medical Center LLC	10,223	0	0	0	0	10,223
Ciliberto, Michael A.	10,207	0	0	0	0	10,207

8-12

STATEMENT AS OF JUNE 30, 2023 OF THE Amerigroup Iowa, Inc.

**CLAIMS UNPAID AND INCENTIVE POOL, WITHHOLD AND BONUS (Reported and Unreported)**

**Aging Analysis of Unpaid Claims**

1 Account	2 1 - 30 Days	3 31 - 60 Days	4 61 - 90 Days	5 91 - 120 Days	6 Over 120 Days	7 Total
<b>Claims Unpaid (Reported)</b>						
Homecare Options .....	10,194	0	0	0	0	10,194
Henry County Health Ctr .....	9,689	0	0	0	501	10,190
New Insights Community Svcs .....	10,183	0	0	0	0	10,183
Lee, Stephanie S. ....	10,177	0	0	0	0	10,177
Hawkeye Dialysis .....	3,288	0	3,409	3,453	0	10,150
Mercy Home Care Sioux City .....	7,045	0	0	3,096	0	10,141
Hampton Healthcare Ctr .....	10,139	0	0	0	0	10,139
Meyer Pharmacy .....	10,088	0	0	50	0	10,138
City Of Johnston .....	10,133	0	0	0	0	10,133
Stepping Stone Family Services, Inc .....	9,848	0	255	0	0	10,103
Fresenius Medical Care Quad Cities .....	2,986	4,932	0	2,132	0	10,050
Brad J McClimon .....	10,046	0	0	0	0	10,046
Spring Park Surgery Ctr .....	3,276	5,242	823	688	0	10,029
Garden View Care Ctr .....	10,008	0	0	0	0	10,008
Other Providers not exceeding \$10,000 .....	(2,433,393)	420,900	1,891,853	1,982,637	9,504,036	11,366,033
0199999 Individually listed claims unpaid	98,015,583	37,046,244	7,676,840	6,978,639	11,405,822	161,123,128
0299999 Aggregate accounts not individually listed-uncovered	0	0	0	0	0	0
0399999 Aggregate accounts not individually listed-covered						0
0499999 Subtotals	98,015,583	37,046,244	7,676,840	6,978,639	11,405,822	161,123,128
0599999 Unreported claims and other claim reserves						170,918,954
0699999 Total amounts withheld						
0799999 Total claims unpaid						332,042,082
0899999 Accrued medical incentive pool and bonus amounts						52,030,680

## UNDERWRITING AND INVESTMENT EXHIBIT

### ANALYSIS OF CLAIMS UNPAID - PRIOR YEAR - NET OF REINSURANCE

Line of Business	Claims Paid Year to Date		Liability End of Current Quarter		5 Claims Incurred in Prior Years (Columns 1 + 3)	6 Estimated Claim Reserve and Claim Liability December 31 of Prior Year
	1 On Claims Incurred Prior to January 1 of Current Year	2 On Claims Incurred During the Year	3 On Claims Unpaid Dec. 31 of Prior Year	4 On Claims Incurred During the Year		
1. Comprehensive (hospital and medical) individual .....	296,782	22,121,674	(166,390)	4,284,250	130,392	4,459,883
2. Comprehensive (hospital and medical) group .....	0	0	0	0	0	0
3. Medicare Supplement .....	0	0	0	0	0	0
4. Dental Only .....	0	0	0	0	0	0
5. Vision Only .....	0	0	0	0	0	0
6. Federal Employees Health Benefits Plan .....	0	0	0	0	0	0
7. Title XVIII - Medicare .....	8,763,288	47,285,142	370,629	9,769,864	9,133,917	7,319,008
8. Title XIX - Medicaid .....	314,702,925	1,291,516,464	15,973,098	301,810,631	330,676,023	339,270,872
9. Credit A&H .....	0	0	0	0	0	0
10. Disability Income .....	0	0	0	0	0	0
11. Long-term care .....	0	0	0	0	0	0
12. Other health .....	0	0	0	0	0	0
13. Health subtotal (Lines 1 to 12) .....	323,762,995	1,360,923,280	16,177,337	315,864,745	339,940,332	351,049,763
14. Health care receivables (a) .....	15,081,513	5,940,041	0	0	15,081,513	0
15. Other non-health .....	0	0	0	0	0	0
16. Medical incentive pools and bonus amounts .....	14,334,690	5,278,704	35,910,287	16,120,393	50,244,977	36,028,921
17. Totals (Lines 13 - 14 + 15 + 16)	323,016,172	1,360,261,943	52,087,624	331,985,138	375,103,796	387,078,684

(a) Excludes \$ 2,600,070 loans or advances to providers not yet expensed.

STATEMENT AS OF JUNE 30, 2023 OF AMERIGROUP Iowa, Inc.  
NOTES TO FINANCIAL STATEMENTS

*For the purposes of the quarterly interim financial information, it is presumed that the users of the interim financial information have read or have access to the Annual Statement as of December 31, 2022. This presentation addresses only significant events occurring since the last Annual Statement.*

**1. Summary of Significant Accounting Policies and Going Concern**

**A. Accounting Practices**

The accompanying financial statements of AMERIGROUP Iowa, Inc. (the “Company”) have been prepared in conformity with the National Association of Insurance Commissioners’ (“NAIC”) *Annual Statement Instructions* and in accordance with accounting practices prescribed by the NAIC *Accounting Practices and Procedures Manual* (“NAIC SAP”), subject to any deviations prescribed or permitted by the Iowa Insurance Division (the “IID”).

A reconciliation of the Company’s net income and capital and surplus between NAIC SAP and practices prescribed and permitted by the IID is shown below:

	<u>SSAP #</u>	<u>F/S Page</u>	<u>F/S Line #</u>	<u>June 30, 2023</u>	<u>December 31, 2022</u>
<b><u>Net Income</u></b>					
(1) AMERIGROUP Iowa, Inc. state basis (Page 4, Line 32, Columns 2 & 4)	XXX	XXX	XXX	\$ 40,383,868	\$ 136,678,788
(2) State Prescribed Practices that is an increase/(decrease) from NAIC SAP:				—	—
(3) State Permitted Practices that is an increase/(decrease) from NAIC SAP:				—	—
(4) NAIC SAP (1-2-3=4)	XXX	XXX	XXX	<u>\$ 40,383,868</u>	<u>\$ 136,678,788</u>
<b><u>Surplus</u></b>					
(5) AMERIGROUP Iowa, Inc. state basis (Page 3, Line 33, Columns 3 & 4)	XXX	XXX	XXX	\$ 549,101,368	\$ 514,754,365
(6) State Prescribed Practices that is an increase/(decrease) from NAIC SAP:				—	—
(7) State Permitted Practices that is an increase/(decrease) from NAIC SAP:				—	—
(8) NAIC SAP (5-6-7=8)	XXX	XXX	XXX	<u>\$ 549,101,368</u>	<u>\$ 514,754,365</u>

**B. Use of Estimates in the Preparation of the Financial Statements**

No significant change.

STATEMENT AS OF JUNE 30, 2023 OF AMERIGROUP Iowa, Inc.  
NOTES TO FINANCIAL STATEMENTS

**C. Accounting Policies**

- (1) No significant change.
- (2) Investment grade bonds not backed by other loans are stated at amortized cost, with amortization calculated based on the modified scientific method, using lower of yield to call or yield to maturity. Non-investment grade bonds are stated at the lower of amortized cost or fair value as determined by various third-party pricing sources.
- (3) - (5) No significant change.
- (6) Loan-backed securities are stated at amortized cost. Pre-payment assumptions for loan-backed securities and structured securities were obtained from broker-dealer survey values or internal estimates. These assumptions are consistent with the current interest rate and economic environment. The retrospective adjustment method is used to value all loan-backed securities. Non-investment grade loan-backed securities are stated at the lower of amortized cost or fair value.
- (7) - (14) No significant change.

**D. Going Concern**

Not applicable.

**2. Accounting Changes and Corrections of Errors**

Not applicable.

**3. Business Combinations and Goodwill**

Not applicable.

**4. Discontinued Operations**

Not applicable.

**5. Investments**

**A. - C.**

Not applicable.

**D. Loan-Backed Securities**

- (1) Prepayment assumptions for single-class and multi-class mortgage-backed and asset-backed securities were obtained from broker-dealer survey values or internal estimates. The Company used various third-party pricing sources in determining the market value of its loan-backed securities.
- (2) The Company did not recognize other-than-temporary impairments ("OTTI") on its loan-backed securities during the six months ended June 30, 2023.
- (3) The Company did not recognize OTTI on its loan-backed securities at June 30, 2023.



STATEMENT AS OF JUNE 30, 2023 OF AMERIGROUP Iowa, Inc.  
NOTES TO FINANCIAL STATEMENTS

(4) All impaired securities (fair value is less than cost or amortized cost) for which an OTTI has not been recognized in earnings as a realized loss (including securities with a recognized OTTI for non-interest related declines when a non-recognized interest related impairment remains):

a. The aggregate amount of unrealized losses:	1. Less than 12 Months	\$ (5,299,140)
	2. 12 Months or Longer	\$ (3,432,834)
b. The aggregate related fair value of securities with unrealized losses:	1. Less than 12 Months	\$ 106,074,255
	2. 12 Months or Longer	\$ 59,420,531

(5) The Company's bond portfolio is sensitive to interest rate fluctuations, which impact the fair value of individual securities. Unrealized losses on bonds were primarily caused by the effects of the interest rate environment and the widening of credit spreads on certain securities. The Company currently has the ability and intent to hold these securities until their full cost can be recovered. Therefore, the Company does not believe the unrealized losses represent an OTTI at June 30, 2023.

**E. Dollar Repurchase Agreements and/or Securities Lending Transactions**

- (1) Not applicable.
- (2) No significant change.
- (3) Collateral Received
  - a. No significant change.
  - b. The fair value of that collateral and of the portion of that collateral that it has sold or repledged \$ 34,290,987
  - c. No significant change.
- (4) Not applicable.
- (5) No significant change.
- (6) Not applicable.
- (7) Not applicable.

**F. Repurchase Agreements Transactions Accounted for as Secured Borrowing**

The Company did not enter into repurchase agreement transactions accounted for as secured borrowing at June 30, 2023.

**G. Reverse Repurchase Agreements Transactions Accounted for as Secured Borrowing**

The Company did not enter into reverse repurchase agreement transactions accounted for as a secured borrowing at June 30, 2023.

**H. Repurchase Agreements Transactions Accounted for as a Sale**

The Company did not enter into repurchase agreement transactions accounted for as a sale at June 30, 2023.

**I. Reverse Repurchase Agreements Transactions Accounted for as a Sale**

The Company did not enter into reverse repurchase agreement transactions accounted for as a sale at June 30, 2023.

**J. Real Estate**

Not applicable.

STATEMENT AS OF JUNE 30, 2023 OF AMERIGROUP Iowa, Inc.  
NOTES TO FINANCIAL STATEMENTS

**K. Investments in Low-Income Housing Tax Credits**

Not applicable.

**L. Restricted Assets**

No significant change.

**M. Working Capital Finance Investments**

Not applicable.

**N. Offsetting and Netting of Assets and Liabilities**

The Company had no netted assets and liabilities at June 30, 2023.

**O. 5GI Securities**

The Company has no 5GI Securities as of June 30, 2023.

**P. Short Sales**

The Company did not have any short sales at June 30, 2023.

**Q. Prepayment Penalty and Acceleration Fees**

	General Account
(1) Number of CUSIPs	2
(2) Aggregate Amount of Investment Income \$	(81,988)

**R. Reporting Entity's Share of Cash Pool by Asset Type**

The Company did not participate in a cash pool at June 30, 2023.

**6. Joint Ventures, Partnerships and Limited Liability Companies**

Not applicable.

**7. Investment Income**

No significant change.

**8. Derivative Instruments**

Not applicable.

**9. Income Taxes**

No significant change.

STATEMENT AS OF JUNE 30, 2023 OF AMERIGROUP Iowa, Inc.  
NOTES TO FINANCIAL STATEMENTS

**10. Information Concerning Parent, Subsidiaries, Affiliates and Other Related Parties**

**A. - C.**

No significant change.

**D. Amounts Due to or from Related Parties**

At June 30, 2023, the Company reported no amounts due from affiliates and \$64,800,332 due to affiliates. The payable balance represents intercompany transactions that will be settled in accordance with the settlement terms of the intercompany agreement.

**E. - O.**

No significant change.

**11. Debt**

Not applicable.

**12. Retirement Plans, Deferred Compensation, Postemployment Benefits and Compensated Absences and Other Postretirement Benefit Plans**

**A. Defined Benefit Plan**

Not applicable.

**B.** Not applicable.

**C.** Not applicable.

**D.** Not applicable.

**E. Defined Contribution Plans**

Not applicable.

**F. Multiemployer Plans**

The Company does not participate in a multiemployer plan.

**G. Consolidated/Holding Company Plans**

No significant change.

**H. Post Employment Benefits and Compensated Absences**

Not applicable.

**I. Impact of Medicare Modernization Act on Postretirement Benefits (INT 04-17)**

Not applicable.

**13. Capital and Surplus, Shareholders' Dividend Restrictions and Quasi-Reorganizations**

No significant change.

STATEMENT AS OF JUNE 30, 2023 OF AMERIGROUP Iowa, Inc.  
NOTES TO FINANCIAL STATEMENTS

**14. Liabilities, Contingencies and Assessments**

No significant change.

**15. Leases**

No significant change.

**16. Information About Financial Instruments With Off-Balance Sheet Risk and Financial Instruments With Concentrations of Credit Risk**

No significant change.

**17. Sale, Transfer and Servicing of Financial Assets and Extinguishments of Liabilities**

**A. Transfers of Receivables Reported as Sales**

Not applicable.

**B. Transfer and Servicing of Financial Assets**

(1) The Company participates in a securities lending program whereby marketable securities in its investment portfolio are transferred to independent brokers or dealers. At June 30, 2023 the fair value of securities loaned was \$33,496,905 and the carrying value of securities loaned was \$33,959,144.

(2) - (7) Not applicable.

**C. Wash Sales**

1. In the course of the Company's asset management, securities may be sold and reacquired within 30 days of the sale date to enhance the yield on the investments.
2. At June 30, 2023, there were no wash sales involving securities with an NAIC designation of 3 or below or unrated.

**18. Gain or Loss to the Reporting Entity from Uninsured Plans and the Uninsured Portion of Partially Insured Plans**

**A. Administrative Services Only Plans**

No significant change.

**B. Administrative Services Contract Plans**

Not applicable.

**C. Medicare or Other Similarly Structured Cost-Based Reimbursement Contract**

No significant change.

**19. Direct Premium Written/Produced by Managing General Agents/Third Party Administrators**

Not applicable.

STATEMENT AS OF JUNE 30, 2023 OF AMERIGROUP Iowa, Inc.  
NOTES TO FINANCIAL STATEMENTS

**20. Fair Value Measurements**

**A.**

(1) Fair Value Measurement at Reporting Date

Description for each class of asset or liability	(Level 1)	(Level 2)	(Level 3)	Net Asset Value (NAV)	Total
a. Assets at fair value					
Bonds					
U.S. special revenues	\$ —	\$ 1,028,140	\$ —	\$ —	\$ 1,028,140
Industrial and misc	—	3,356,076	—	—	3,356,076
Total bonds	\$ —	\$ 4,384,216	\$ —	\$ —	\$ 4,384,216
Cash equivalents					
Industrial and miscellaneous money market funds	\$ 65,000,000	\$ —	\$ —	\$ —	\$ 65,000,000
Total cash equivalents	\$ 65,000,000	\$ —	\$ —	\$ —	\$ 65,000,000
Total assets at fair value/NAV	\$ 65,000,000	\$ 4,384,216	\$ —	\$ —	\$ 69,384,216

(2) There are no investments in Level 3 as of June 30, 2023.

(3) The Company's policy is to recognize transfers between Levels, if any, as of the beginning of the reporting period.

(4) Fair values of bonds are based on quoted market prices, where available. These fair values are obtained primarily from third party pricing services, which generally use Level 1 or Level 2 inputs, for the determination of fair value to facilitate fair value measurements and disclosures. Level 2 securities primarily include United States government securities, corporate securities, securities from states, municipalities and political subdivisions, mortgage-backed securities and certain other asset-backed securities. For securities not actively traded, the pricing services may use quoted market prices of comparable instruments or discounted cash flow analyses, incorporating inputs that are currently observable in the markets for similar securities. Inputs that are often used in the valuation methodologies include, but are not limited to, broker quotes, benchmark yields, credit spreads, default rates and prepayment speeds. The Company has controls in place to review the pricing services' qualifications and procedures used to determine fair values. In addition, the Company periodically reviews the pricing services' pricing methodologies, data sources and pricing inputs to ensure the fair values obtained are reasonable.

Certain bonds, primarily corporate debt securities, are designated Level 3. For these securities, the valuation methodologies may incorporate broker quotes or discounted cash flow analyses using assumptions for inputs such as expected cash flows, benchmark yields, credit spreads, default rates and prepayment speeds that are not observable in the markets.

Cash equivalents primarily consist of highly rated money market funds or bonds with original maturities of three months or less. Due to the high ratings and short-term nature, these investments are designated as Level 1. The Company also holds bonds purchased with less than three months to maturity. Fair value of these bonds are based on quoted market prices obtained from third party pricing services which generally use Level 1 or Level 2 inputs.

STATEMENT AS OF JUNE 30, 2023 OF AMERIGROUP Iowa, Inc.  
NOTES TO FINANCIAL STATEMENTS

There have been no significant changes in the valuation techniques during the current period.

**B. Fair Value Measurements Under Other Accounting Pronouncements**

Not applicable.

**C. Financial Instruments**

Type of Financial Instrument	Aggregate Fair Value	Admitted Assets	(Level 1)	(Level 2)	(Level 3)	Not Practicable (Carrying Value)	Net Asset Value ("NAV") Included in Level 2
Bonds	\$ 761,211,882	\$ 799,380,150	\$ —	\$ 761,211,882	\$ —	\$ —	\$ —
Cash Equivalents	65,000,000	65,000,000	65,000,000	—	—	—	—
Short-term investments	31,698,747	31,689,371	—	31,698,747	—	—	—
Securities lending collateral	34,290,987	34,276,665	—	34,290,987	—	—	—

**D. Not Practicable to Estimate Fair Value**

There are no financial instruments that were not practicable to estimate at fair value.

**E. Investments Measured at Net Asset Value**

The Company has no investments measured at net asset value.

**21. Other Items**

No significant change.

**22. Events Subsequent**

Effective July 28, 2023, the Company changed its name to Wellpoint Iowa, Inc. in the State of Iowa.

Subsequent events have been considered through August 13, 2023 for the statutory statement issued on August 14, 2023. There were no other events occurring subsequent to June 30, 2023 requiring recognition or disclosure.

**23. Reinsurance**

No significant change.

**24. Retrospectively Rated Contracts & Contracts Subject to Redetermination**

**A. - C.**

No significant change.

**D.** In accordance with the NAIC SAP, medical loss ratio rebates in accordance with the Federal 2010 Patient Protection and Affordable Care Act and Public Health Service Act ("ACA Act" or "ACA"), are to be reported in accordance with SSAP No. 66 - *Retrospectively Rated Contracts* ("SSAP No. 66"). A retrospectively rated contract is one that has the final policy premium calculated based on the loss experience of the insured during the term of the policy (including loss development after the term of the policy) and the stipulated formula set forth in the policy, or in the case of medical loss ratio rebates, a formula required by law. The Company based the incurred and unpaid liability amounts reported below based on its underwriting experience; actuarial, tax, and accounting estimates and assumptions at the financial statement date; as well as regulations and

STATEMENT AS OF JUNE 30, 2023 OF AMERIGROUP Iowa, Inc.  
NOTES TO FINANCIAL STATEMENTS

guidance available that is not final and subject to change prior to settlement. Accordingly, the Company's use of estimates and assumptions in the preparation of the statutory based financial statements and related footnote disclosures may differ from actual results. Hence, the amounts reported herein are for financial reporting purposes solely and not intended to be used for settlement purposes.

Medical loss ratio rebates accrued pursuant to the ACA Act are as follows:

	Individual	Small Group Employer	Large Group Employer	Other Categories with Rebates	Total
Prior Year Reporting:					
(1) Medical loss ratio rebates incurred	\$ —	\$ —	\$ —	\$ 4,112,099	\$4,112,099
(2) Medical loss ratio rebates paid	—	—	—	—	—
(3) Medical loss ratio rebates unpaid	—	—	—	4,112,099	4,112,099
(4) Plus reinsurance assumed amounts	XXX	XXX	XXX	XXX	—
(5) Less reinsurance ceded amounts	XXX	XXX	XXX	XXX	—
(6) Rebates unpaid net of reinsurance	XXX	XXX	XXX	XXX	4,112,099
Current Reporting Year-to-Date					
(7) Medical loss ratio rebates incurred	\$ —	\$ —	\$ —	\$ 97,587	\$ 97,587
(8) Medical loss ratio rebates paid	—	—	—	—	—
(9) Medical loss ratio rebates unpaid	—	—	—	4,209,686	4,209,686
(10) Plus reinsurance assumed amounts	XXX	XXX	XXX	XXX	—
(11) Less reinsurance ceded amounts	XXX	XXX	XXX	XXX	—
(12) Rebates unpaid net of reinsurance	XXX	XXX	XXX	XXX	\$4,209,686

**E. Risk Sharing Provisions of the Affordable Care Act ("ACA")**

- (1) Did the reporting entity write accident and health insurance premium that is subject to the Affordable Care Act risk sharing provisions (YES/NO)?

No

- (2) Impact of Risk-Sharing Provisions of the Affordable Care Act on Admitted Assets, Liabilities and Revenue for the Current Year.

Not applicable.

- (3) Roll-forward of prior year ACA risk-sharing provisions for the following asset (gross of any nonadmission) and liability balances, along with the reasons for adjustments to prior year balance.

Not applicable.

- (4) Roll-forward of Risk Corridors Asset and Liability Balances by Program Benefit Year.

Not applicable.

- (5) ACA Risk Corridors Receivable as of Reporting Date.

Not applicable.

STATEMENT AS OF JUNE 30, 2023 OF AMERIGROUP Iowa, Inc.  
NOTES TO FINANCIAL STATEMENTS

**25. Change in Incurred Claims and Claim Adjustment Expenses**

- A.** The estimated cost of claims and claim adjustment expense attributable to insured events of prior years decreased by \$8,386,126 during 2023. This is approximately 2.1% of unpaid claims and claim adjustment expenses of \$396,083,665 as of December 31, 2022. The redundancy reflects the decreases in estimated claims and claims adjustment expenses as a result of claims payment during the year, and as additional information is received regarding claims incurred prior to 2023. Recent claim development trends are also taken into account in evaluating the overall adequacy of unpaid claims and unpaid claim adjustment expense.
- B.** There were no significant changes in methodologies and assumptions used in calculating the liability for unpaid losses and loss adjustment expenses.

**26. Intercompany Pooling Arrangements**

Not applicable.

**27. Structured Settlements**

Not applicable.

**28. Health Care Receivables**

No significant change.

**29. Participating Policies**

Not applicable.

**30. Premium Deficiency Reserves**

The Company did not record any premium deficiency reserves at June 30, 2023.

**31. Anticipated Salvage and Subrogation**

No significant change.



**GENERAL INTERROGATORIES**

**PART 1 - COMMON INTERROGATORIES**

**GENERAL**

- 1.1 Did the reporting entity experience any material transactions requiring the filing of Disclosure of Material Transactions with the State of Domicile, as required by the Model Act? ..... Yes  No
- 1.2 If yes, has the report been filed with the domiciliary state? ..... Yes  No
- 2.1 Has any change been made during the year of this statement in the charter, by-laws, articles of incorporation, or deed of settlement of the reporting entity? ..... Yes  No
- 2.2 If yes, date of change: ..... \_\_\_\_\_
- 3.1 Is the reporting entity a member of an Insurance Holding Company System consisting of two or more affiliated persons, one or more of which is an insurer? ..... Yes  No   
If yes, complete Schedule Y, Parts 1 and 1A.
- 3.2 Have there been any substantial changes in the organizational chart since the prior quarter end? ..... Yes  No
- 3.3 If the response to 3.2 is yes, provide a brief description of those changes.  
.....
- 3.4 Is the reporting entity publicly traded or a member of a publicly traded group? ..... Yes  No
- 3.5 If the response to 3.4 is yes, provide the CIK (Central Index Key) code issued by the SEC for the entity/group. .... 0001156039
- 4.1 Has the reporting entity been a party to a merger or consolidation during the period covered by this statement? ..... Yes  No
- 4.2 If yes, provide the name of the entity, NAIC Company Code, and state of domicile (use two letter state abbreviation) for any entity that has ceased to exist as a result of the merger or consolidation.

1 Name of Entity	2 NAIC Company Code	3 State of Domicile

- 5. If the reporting entity is subject to a management agreement, including third-party administrator(s), managing general agent(s), attorney-in-fact, or similar agreement, have there been any significant changes regarding the terms of the agreement or principals involved? ..... Yes  No  N/A   
If yes, attach an explanation.  
.....
- 6.1 State as of what date the latest financial examination of the reporting entity was made or is being made. .... 12/31/2022
- 6.2 State the as of date that the latest financial examination report became available from either the state of domicile or the reporting entity. This date should be the date of the examined balance sheet and not the date the report was completed or released. .... 12/31/2017
- 6.3 State as of what date the latest financial examination report became available to other states or the public from either the state of domicile or the reporting entity. This is the release date or completion date of the examination report and not the date of the examination (balance sheet date). .... 10/30/2019
- 6.4 By what department or departments?  
Iowa Insurance Division .....
- 6.5 Have all financial statement adjustments within the latest financial examination report been accounted for in a subsequent financial statement filed with Departments? ..... Yes  No  N/A
- 6.6 Have all of the recommendations within the latest financial examination report been complied with? ..... Yes  No  N/A
- 7.1 Has this reporting entity had any Certificates of Authority, licenses or registrations (including corporate registration, if applicable) suspended or revoked by any governmental entity during the reporting period? ..... Yes  No
- 7.2 If yes, give full information:  
.....
- 8.1 Is the company a subsidiary of a bank holding company regulated by the Federal Reserve Board? ..... Yes  No
- 8.2 If response to 8.1 is yes, please identify the name of the bank holding company.  
.....
- 8.3 Is the company affiliated with one or more banks, thrifts or securities firms? ..... Yes  No
- 8.4 If response to 8.3 is yes, please provide below the names and location (city and state of the main office) of any affiliates regulated by a federal regulatory services agency [i.e. the Federal Reserve Board (FRB), the Office of the Comptroller of the Currency (OCC), the Federal Deposit Insurance Corporation (FDIC) and the Securities Exchange Commission (SEC)] and identify the affiliate's primary federal regulator.

1 Affiliate Name	2 Location (City, State)	3 FRB	4 OCC	5 FDIC	6 SEC

STATEMENT AS OF JUNE 30, 2023 OF THE Amerigroup Iowa, Inc.

**GENERAL INTERROGATORIES**

- 9.1 Are the senior officers (principal executive officer, principal financial officer, principal accounting officer or controller, or persons performing similar functions) of the reporting entity subject to a code of ethics, which includes the following standards? ..... Yes [ X ] No [ ]
- (a) Honest and ethical conduct, including the ethical handling of actual or apparent conflicts of interest between personal and professional relationships;
- (b) Full, fair, accurate, timely and understandable disclosure in the periodic reports required to be filed by the reporting entity;
- (c) Compliance with applicable governmental laws, rules and regulations;
- (d) The prompt internal reporting of violations to an appropriate person or persons identified in the code; and
- (e) Accountability for adherence to the code.
- 9.11 If the response to 9.1 is No, please explain: .....
- 9.2 Has the code of ethics for senior managers been amended? ..... Yes [ ] No [ X ]
- 9.21 If the response to 9.2 is Yes, provide information related to amendment(s). .....
- 9.3 Have any provisions of the code of ethics been waived for any of the specified officers? ..... Yes [ ] No [ X ]
- 9.31 If the response to 9.3 is Yes, provide the nature of any waiver(s). .....

**FINANCIAL**

- 10.1 Does the reporting entity report any amounts due from parent, subsidiaries or affiliates on Page 2 of this statement? ..... Yes [ ] No [ X ]
- 10.2 If yes, indicate any amounts receivable from parent included in the Page 2 amount: ..... \$ ..... 0

**INVESTMENT**

- 11.1 Were any of the stocks, bonds, or other assets of the reporting entity loaned, placed under option agreement, or otherwise made available for use by another person? (Exclude securities under securities lending agreements.) ..... Yes [ ] No [ X ]
- 11.2 If yes, give full and complete information relating thereto: .....
12. Amount of real estate and mortgages held in other invested assets in Schedule BA: ..... \$ .....
13. Amount of real estate and mortgages held in short-term investments: ..... \$ .....
- 14.1 Does the reporting entity have any investments in parent, subsidiaries and affiliates? ..... Yes [ ] No [ X ]
- 14.2 If yes, please complete the following:

	1 Prior Year-End Book/Adjusted Carrying Value	2 Current Quarter Book/Adjusted Carrying Value
14.21 Bonds .....	\$ ..... 0	\$ .....
14.22 Preferred Stock .....	\$ ..... 0	\$ .....
14.23 Common Stock .....	\$ ..... 0	\$ .....
14.24 Short-Term Investments .....	\$ ..... 0	\$ .....
14.25 Mortgage Loans on Real Estate .....	\$ ..... 0	\$ .....
14.26 All Other .....	\$ ..... 0	\$ .....
14.27 Total Investment in Parent, Subsidiaries and Affiliates (Subtotal Lines 14.21 to 14.26) .....	\$ ..... 0	\$ ..... 0
14.28 Total Investment in Parent included in Lines 14.21 to 14.26 above .....	\$ .....	\$ .....

- 15.1 Has the reporting entity entered into any hedging transactions reported on Schedule DB? ..... Yes [ ] No [ X ]
- 15.2 If yes, has a comprehensive description of the hedging program been made available to the domiciliary state? ..... Yes [ ] No [ ] N/A [ X ]  
If no, attach a description with this statement. ....
16. For the reporting entity's security lending program, state the amount of the following as of the current statement date:
- 16.1 Total fair value of reinvested collateral assets reported on Schedule DL, Parts 1 and 2. .... \$ ..... 34,290,987
- 16.2 Total book/adjusted carrying value of reinvested collateral assets reported on Schedule DL, Parts 1 and 2 ..... \$ ..... 34,276,665
- 16.3 Total payable for securities lending reported on the liability page. .... \$ ..... 34,276,665

STATEMENT AS OF JUNE 30, 2023 OF THE Amerigroup Iowa, Inc.

**GENERAL INTERROGATORIES**

17. Excluding items in Schedule E - Part 3 - Special Deposits, real estate, mortgage loans and investments held physically in the reporting entity's offices, vaults or safety deposit boxes, were all stocks, bonds and other securities, owned throughout the current year held pursuant to a custodial agreement with a qualified bank or trust company in accordance with Section 1, III - General Examination Considerations, F. Outsourcing of Critical Functions, Custodial or Safekeeping Agreements of the NAIC Financial Condition Examiners Handbook? ..... Yes [ X ] No [ ]
- 17.1 For all agreements that comply with the requirements of the NAIC Financial Condition Examiners Handbook, complete the following:

1 Name of Custodian(s)	2 Custodian Address
JP Morgan Chase Bank, N.A .....	383 Madison Ave, New York, NY 10179 .....

- 17.2 For all agreements that do not comply with the requirements of the NAIC Financial Condition Examiners Handbook, provide the name, location and a complete explanation:

1 Name(s)	2 Location(s)	3 Complete Explanation(s)

- 17.3 Have there been any changes, including name changes, in the custodian(s) identified in 17.1 during the current quarter? ..... Yes [ ] No [ X ]

- 17.4 If yes, give full information relating thereto:

1 Old Custodian	2 New Custodian	3 Date of Change	4 Reason

- 17.5 Investment management – Identify all investment advisors, investment managers, broker/dealers, including individuals that have the authority to make investment decisions on behalf of the reporting entity. For assets that are managed internally by employees of the reporting entity, note as such. ["...that have access to the investment accounts"; "...handle securities"]

1 Name of Firm or Individual	2 Affiliation
Elevance Health, Inc. ....	I.....
Robert W. Baird & Co .....	U.....

- 17.5097 For those firms/individuals listed in the table for Question 17.5, do any firms/individuals unaffiliated with the reporting entity (i.e. designated with a "U") manage more than 10% of the reporting entity's invested assets?..... Yes [ X ] No [ ]

- 17.5098 For firms/individuals unaffiliated with the reporting entity (i.e. designated with a "U") listed in the table for Question 17.5, does the total assets under management aggregate to more than 50% of the reporting entity's invested assets?..... Yes [ X ] No [ ]

- 17.6 For those firms or individuals listed in the table for 17.5 with an affiliation code of "A" (affiliated) or "U" (unaffiliated), provide the information for the table below.

1 Central Registration Depository Number	2 Name of Firm or Individual	3 Legal Entity Identifier (LEI)	4 Registered With Securities Exchange Commission	5 Investment Management Agreement (IMA) Filed
8158 .....	Robert W. Baird & Co .....	549300772UJHRD6L053 .....		NO.....

- 18.1 Have all the filing requirements of the Purposes and Procedures Manual of the NAIC Investment Analysis Office been followed? ..... Yes [ X ] No [ ]

- 18.2 If no, list exceptions:  
.....

19. By self-designating 5GI securities, the reporting entity is certifying the following elements for each self-designated 5GI security:

- a. Documentation necessary to permit a full credit analysis of the security does not exist or an NAIC CRP credit rating for an FE or PL security is not available.
- b. Issuer or obligor is current on all contracted interest and principal payments.
- c. The insurer has an actual expectation of ultimate payment of all contracted interest and principal.

- Has the reporting entity self-designated 5GI securities? ..... Yes [ ] No [ X ]

20. By self-designating PLGI securities, the reporting entity is certifying the following elements of each self-designated PLGI security:

- a. The security was purchased prior to January 1, 2018.
- b. The reporting entity is holding capital commensurate with the NAIC Designation reported for the security.
- c. The NAIC Designation was derived from the credit rating assigned by an NAIC CRP in its legal capacity as a NRSRO which is shown on a current private letter rating held by the insurer and available for examination by state insurance regulators.
- d. The reporting entity is not permitted to share this credit rating of the PL security with the SVO.

- Has the reporting entity self-designated PLGI securities? ..... Yes [ ] No [ X ]

21. By assigning FE to a Schedule BA non-registered private fund, the reporting entity is certifying the following elements of each self-designated FE fund:

- a. The shares were purchased prior to January 1, 2019.
- b. The reporting entity is holding capital commensurate with the NAIC Designation reported for the security.
- c. The security had a public credit rating(s) with annual surveillance assigned by an NAIC CRP in its legal capacity as an NRSRO prior to January 1, 2019.
- d. The fund only or predominantly holds bonds in its portfolio.
- e. The current reported NAIC Designation was derived from the public credit rating(s) with annual surveillance assigned by an NAIC CRP in its legal capacity as an NRSRO.
- f. The public credit rating(s) with annual surveillance assigned by an NAIC CRP has not lapsed.

- Has the reporting entity assigned FE to Schedule BA non-registered private funds that complied with the above criteria? ..... Yes [ ] No [ X ]

# GENERAL INTERROGATORIES

## PART 2 - HEALTH

1. Operating Percentages:
- 1.1 A&H loss percent .....94.4 %
  - 1.2 A&H cost containment percent ..... 2.5 %
  - 1.3 A&H expense percent excluding cost containment expenses .....3.7 %
- 2.1 Do you act as a custodian for health savings accounts? ..... Yes [ ] No [ X ]
- 2.2 If yes, please provide the amount of custodial funds held as of the reporting date .....\$.....0
- 2.3 Do you act as an administrator for health savings accounts? ..... Yes [ ] No [ X ]
- 2.4 If yes, please provide the balance of the funds administered as of the reporting date .....\$.....0
3. Is the reporting entity licensed or chartered, registered, qualified, eligible or writing business in at least two states? ..... Yes [ ] No [ X ]
- 3.1 If no, does the reporting entity assume reinsurance business that covers risks residing in at least one state other than the state of domicile of the reporting entity? ..... Yes [ ] No [ X ]

**SCHEDULE S - CEDED REINSURANCE**

Showing All New Reinsurance Treaties - Current Year to Date

1 NAIC Company Code	2 ID Number	3 Effective Date	4 Name of Reinsurer	5 Domiciliary Jurisdiction	6 Type of Reinsurance Ceded	7 Type of Business Ceded	8 Type of Reinsurer	9 Certified Reinsurer Rating (1 through 6)	10 Effective Date of Certified Reinsurer Rating
<b>NONE</b>									

**SCHEDULE T - PREMIUMS AND OTHER CONSIDERATIONS**

Current Year to Date - Allocated by States and Territories

States, etc.	1 Active Status (a)	Direct Business Only									
		2 Accident and Health Premiums	3 Medicare Title XVIII	4 Medicaid Title XIX	5 CHIP Title XXI	6 Federal Employees Health Benefits Program Premiums	7 Life and Annuity Premiums & Other Considerations	8 Property/Casualty Premiums	9 Total Columns 2 Through 8	10 Deposit-Type Contracts	
1. Alabama	AL	N								0	
2. Alaska	AK	N								0	
3. Arizona	AZ	N								0	
4. Arkansas	AR	N								0	
5. California	CA	N								0	
6. Colorado	CO	N								0	
7. Connecticut	CT	N								0	
8. Delaware	DE	N								0	
9. District of Columbia	DC	N								0	
10. Florida	FL	N								0	
11. Georgia	GA	N								0	
12. Hawaii	HI	N								0	
13. Idaho	ID	N								0	
14. Illinois	IL	N								0	
15. Indiana	IN	N								0	
16. Iowa	IA	L	65,613,019	1,742,654,508	29,945,035				1,838,212,562		
17. Kansas	KS	N								0	
18. Kentucky	KY	N								0	
19. Louisiana	LA	N								0	
20. Maine	ME	N								0	
21. Maryland	MD	N								0	
22. Massachusetts	MA	N								0	
23. Michigan	MI	N								0	
24. Minnesota	MN	N								0	
25. Mississippi	MS	N								0	
26. Missouri	MO	N								0	
27. Montana	MT	N								0	
28. Nebraska	NE	N								0	
29. Nevada	NV	N								0	
30. New Hampshire	NH	N								0	
31. New Jersey	NJ	N								0	
32. New Mexico	NM	N								0	
33. New York	NY	N								0	
34. North Carolina	NC	N								0	
35. North Dakota	ND	N								0	
36. Ohio	OH	N								0	
37. Oklahoma	OK	N								0	
38. Oregon	OR	N								0	
39. Pennsylvania	PA	N								0	
40. Rhode Island	RI	N								0	
41. South Carolina	SC	N								0	
42. South Dakota	SD	N								0	
43. Tennessee	TN	N								0	
44. Texas	TX	N								0	
45. Utah	UT	N								0	
46. Vermont	VT	N								0	
47. Virginia	VA	N								0	
48. Washington	WA	N								0	
49. West Virginia	WV	N								0	
50. Wisconsin	WI	N								0	
51. Wyoming	WY	N								0	
52. American Samoa	AS	N								0	
53. Guam	GU	N								0	
54. Puerto Rico	PR	N								0	
55. U.S. Virgin Islands	VI	N								0	
56. Northern Mariana Islands	MP	N								0	
57. Canada	CAN	N								0	
58. Aggregate Other Aliens	OT	XXX	0	0	0	0	0	0	0	0	0
59. Subtotal	XXX	0	65,613,019	1,742,654,508	29,945,035	0	0	0	1,838,212,562	0	0
60. Reporting Entity Contributions for Employee Benefit Plans	XXX									0	
61. Totals (Direct Business)	XXX	0	65,613,019	1,742,654,508	29,945,035	0	0	0	1,838,212,562	0	0
DETAILS OF WRITE-INS											
58001.	XXX										
58002.	XXX										
58003.	XXX										
58998. Summary of remaining write-ins for Line 58 from overflow page	XXX	0	0	0	0	0	0	0	0	0	0
58999. Totals (Lines 58001 through 58003 plus 58998)(Line 58 above)	XXX	0	0	0	0	0	0	0	0	0	0

(a) Active Status Counts:

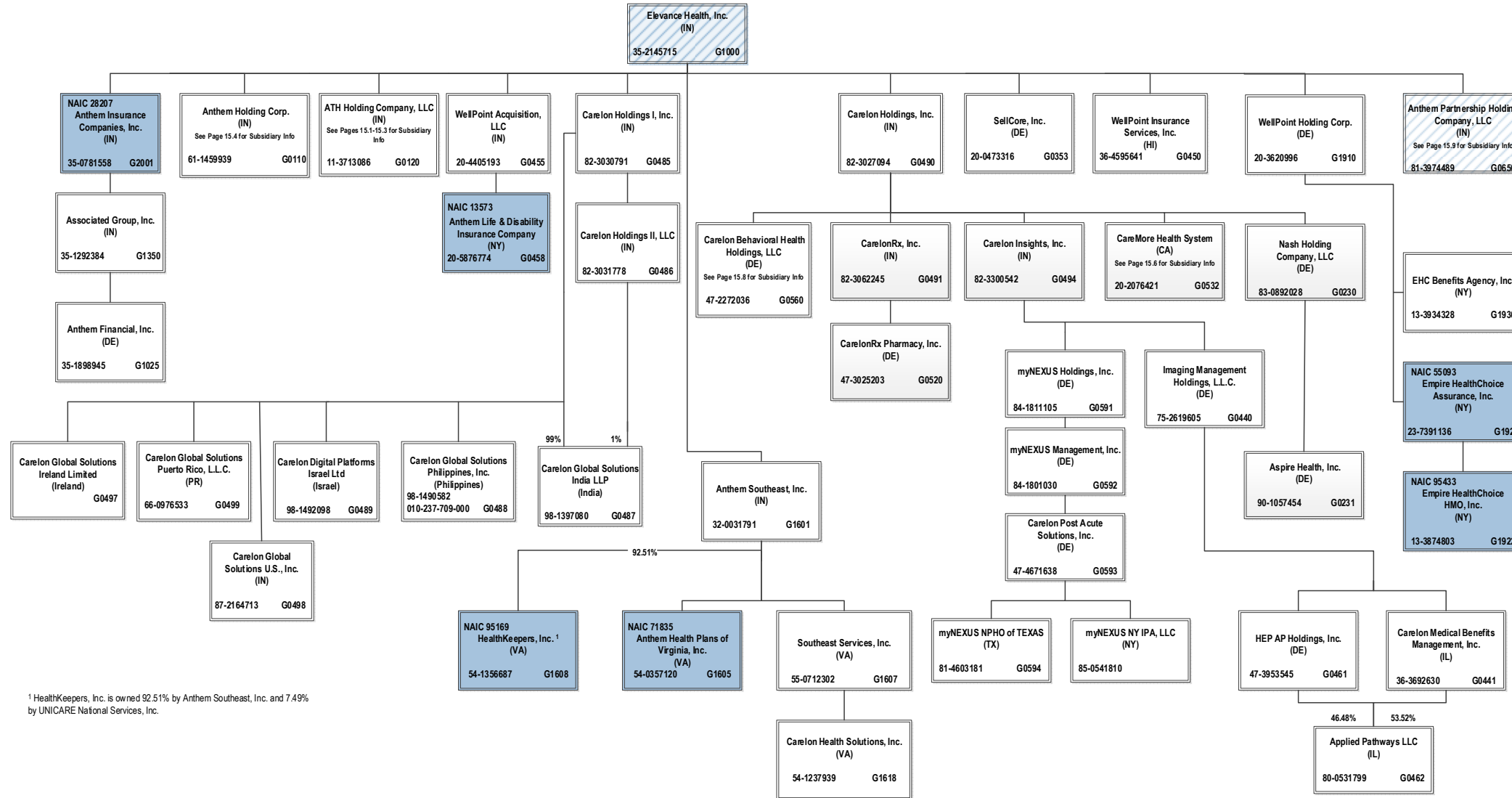
- 1. L - Licensed or Chartered - Licensed insurance carrier or domiciled RRG..... 1
- 2. R - Registered - Non-domiciled RRGs..... 0
- 3. E - Eligible - Reporting entities eligible or approved to write surplus lines in the state. .... 0
- 4. Q - Qualified - Qualified or accredited reinsurer..... 0
- 5. N - None of the above - Not allowed to write business in the state..... 56

# SCHEDULE Y – INFORMATION CONCERNING ACTIVITIES OF INSURER MEMBERS OF A HOLDING COMPANY GROUP

## PART 1 – ORGANIZATIONAL CHART

BCBSA Licensee
Regulated Insurance Company
Regulated BCBSA Licensee

ALL SUBSIDIARIES 100% OWNED AND LLC'S ARE CONTROLLED BY MEMBERS UNLESS OTHERWISE NOTED



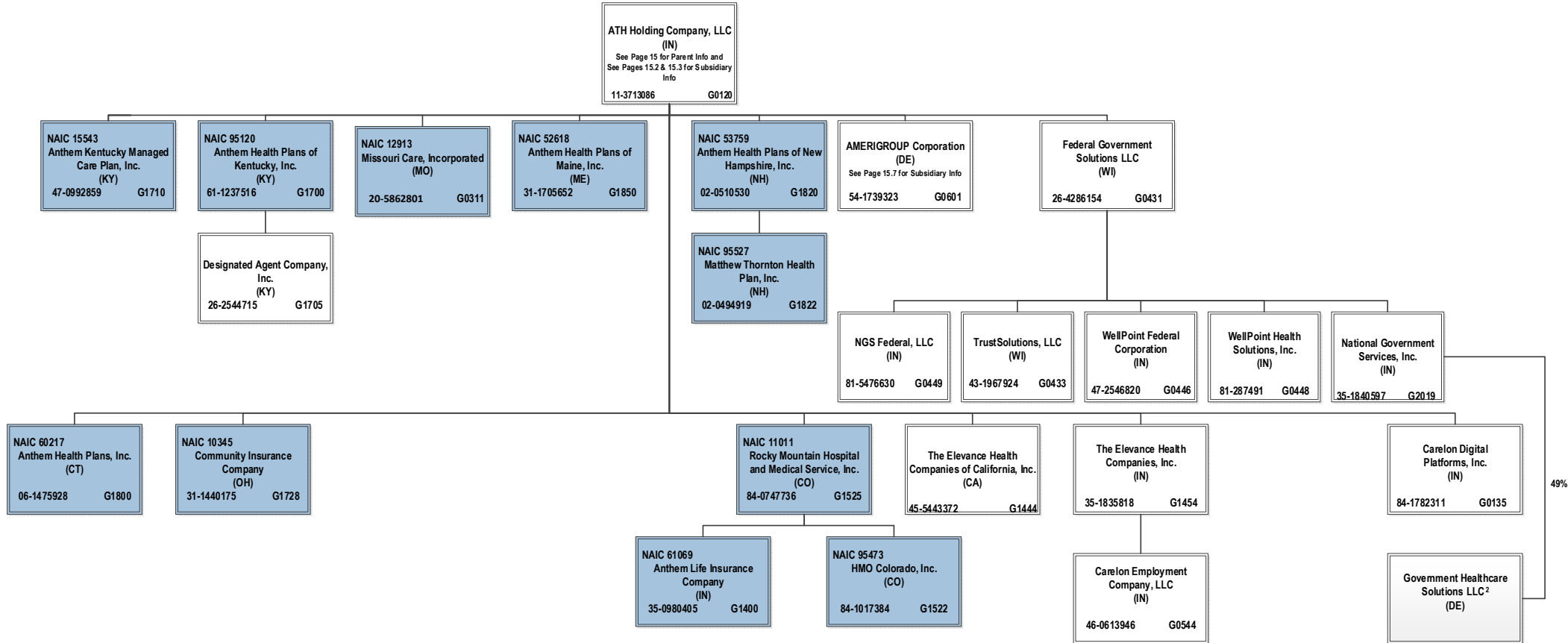
<sup>1</sup> HealthKeepers, Inc. is owned 92.51% by Anthem Southeast, Inc. and 7.49% by UNICARE National Services, Inc.

# SCHEDULE Y – INFORMATION CONCERNING ACTIVITIES OF INSURER MEMBERS OF A HOLDING COMPANY GROUP

## PART 1 – ORGANIZATIONAL CHART

ALL SUBSIDIARIES 100% OWNED AND LLC'S ARE CONTROLLED BY MEMBERS UNLESS OTHERWISE NOTED

BCBSA Licensee
Regulated Insurance Company
Regulated BCBSA Licensee



15.1

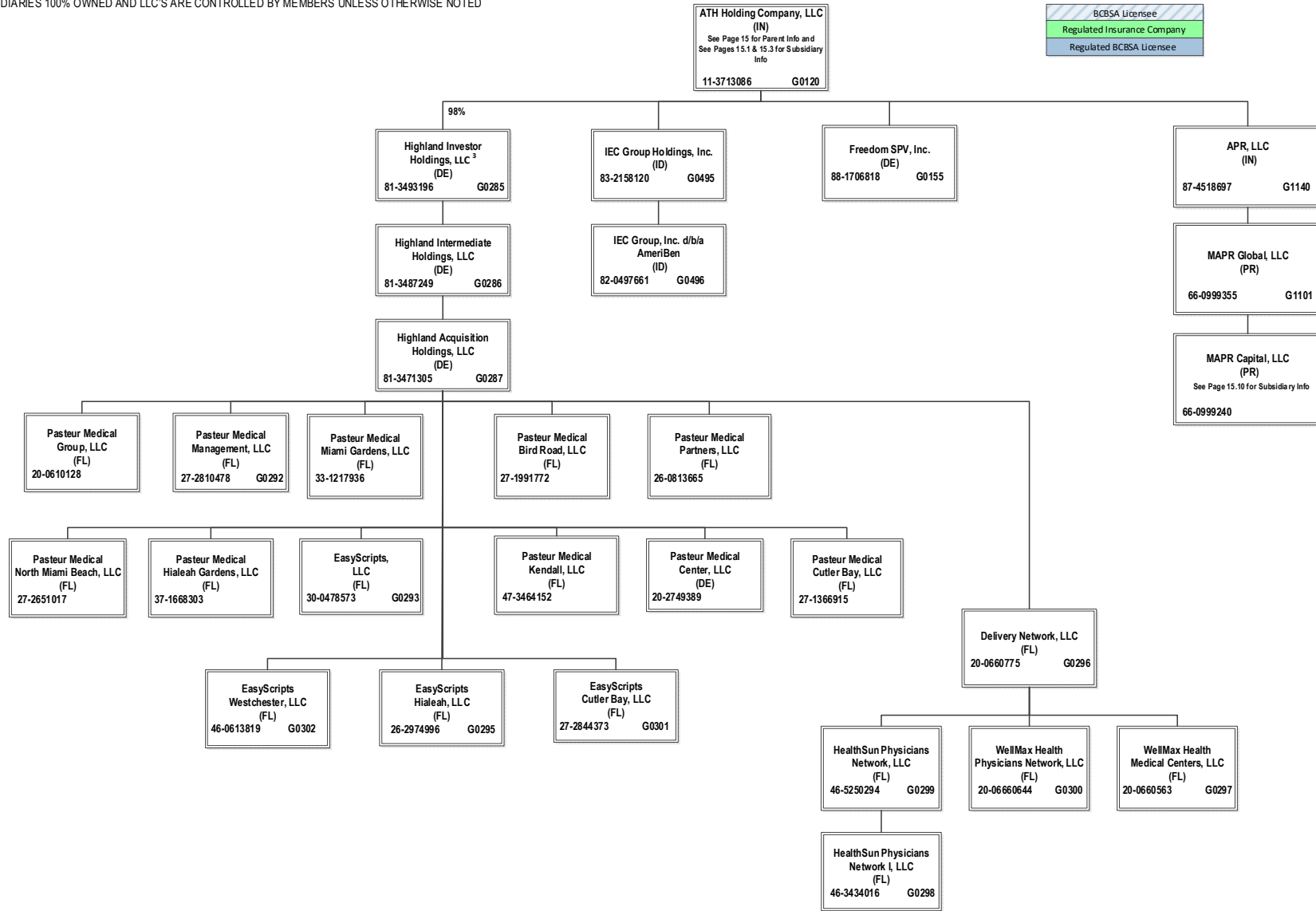
<sup>2</sup> Government Healthcare Solutions LLC. is a joint venture 49% owned by National Government Services, Inc. and 51% owned by MKS2 LLC (non-affiliate)



# SCHEDULE Y – INFORMATION CONCERNING ACTIVITIES OF INSURER MEMBERS OF A HOLDING COMPANY GROUP

## PART 1 – ORGANIZATIONAL CHART

ALL SUBSIDIARIES 100% OWNED AND LLC'S ARE CONTROLLED BY MEMBERS UNLESS OTHERWISE NOTED

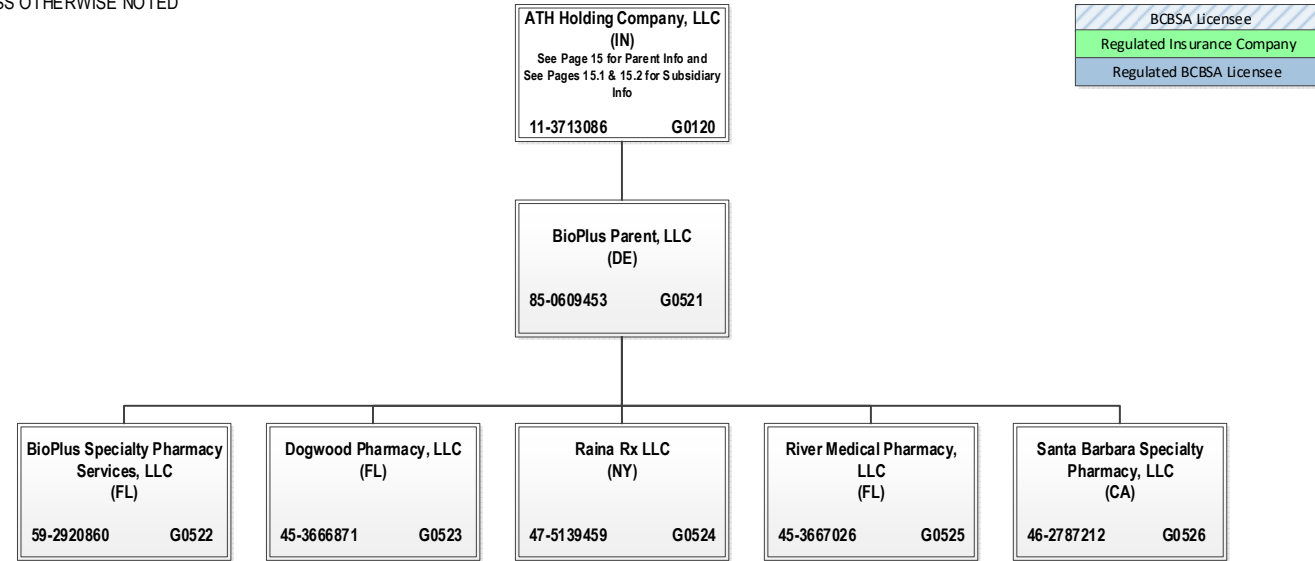


15.2

<sup>3</sup> ATH Holding Company, LLC holds a 98% interest in Highland Investor Holdings, LLC, and Amerigroup Corporation holds the remaining 2% interest.

**SCHEDULE Y – INFORMATION CONCERNING ACTIVITIES OF INSURER MEMBERS OF A HOLDING COMPANY GROUP**  
**PART 1 – ORGANIZATIONAL CHART**

ALL SUBSIDIARIES 100% OWNED AND LLC'S ARE CONTROLLED BY MEMBERS UNLESS OTHERWISE NOTED

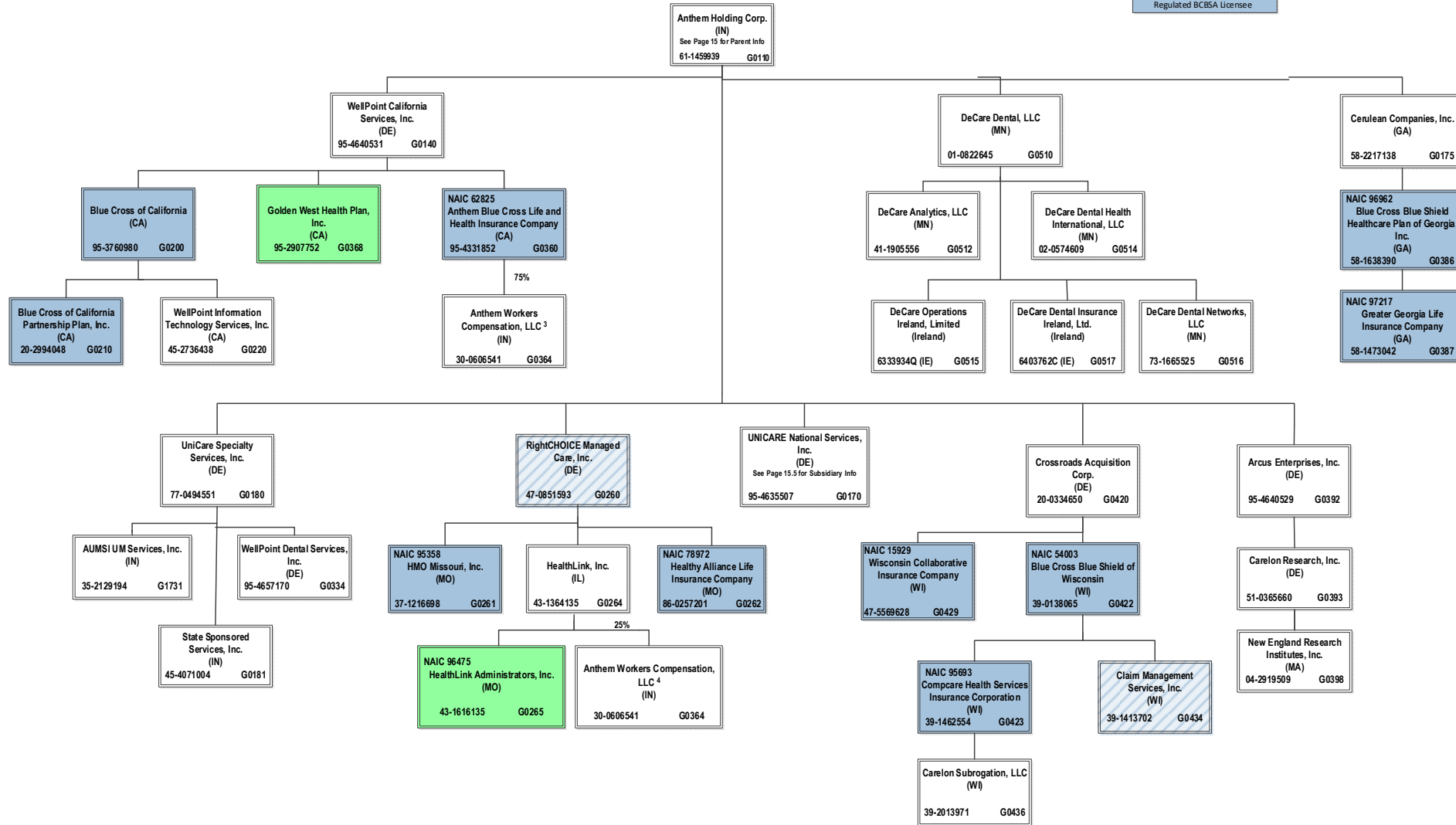


# SCHEDULE Y – INFORMATION CONCERNING ACTIVITIES OF INSURER MEMBERS OF A HOLDING COMPANY GROUP

## PART 1 – ORGANIZATIONAL CHART

ALL SUBSIDIARIES 100% OWNED AND LLC'S ARE CONTROLLED BY MEMBERS UNLESS OTHERWISE NOTED

BCBSA Licensee
Regulated Insurance Company
Regulated BCBSA Licensee

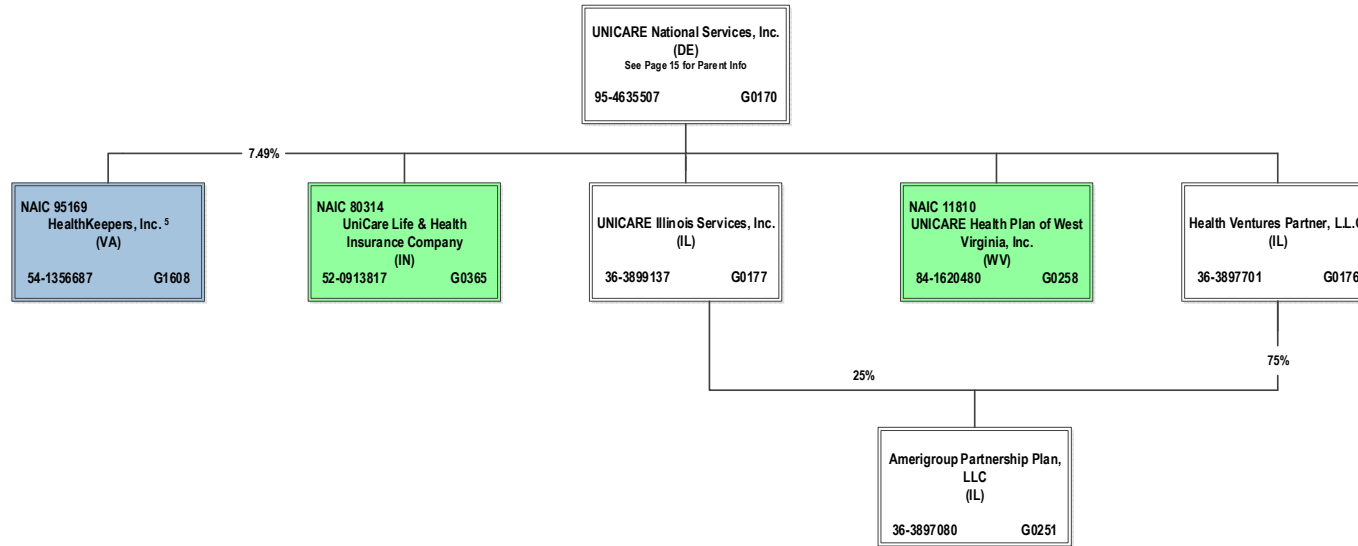


<sup>4</sup> Anthem Workers' Compensation, LLC is owned 75% by Anthem Blue Cross Life and Health Insurance Company and 25% by HealthLink, Inc.

**SCHEDULE Y – INFORMATION CONCERNING ACTIVITIES OF INSURER MEMBERS OF A HOLDING COMPANY GROUP**  
**PART 1 – ORGANIZATIONAL CHART**

ALL SUBSIDIARIES 100% OWNED AND LLC'S ARE CONTROLLED BY MEMBERS UNLESS OTHERWISE NOTED

BCBSA Licensee
Regulated Insurance Company
Regulated BCBSA Licensee

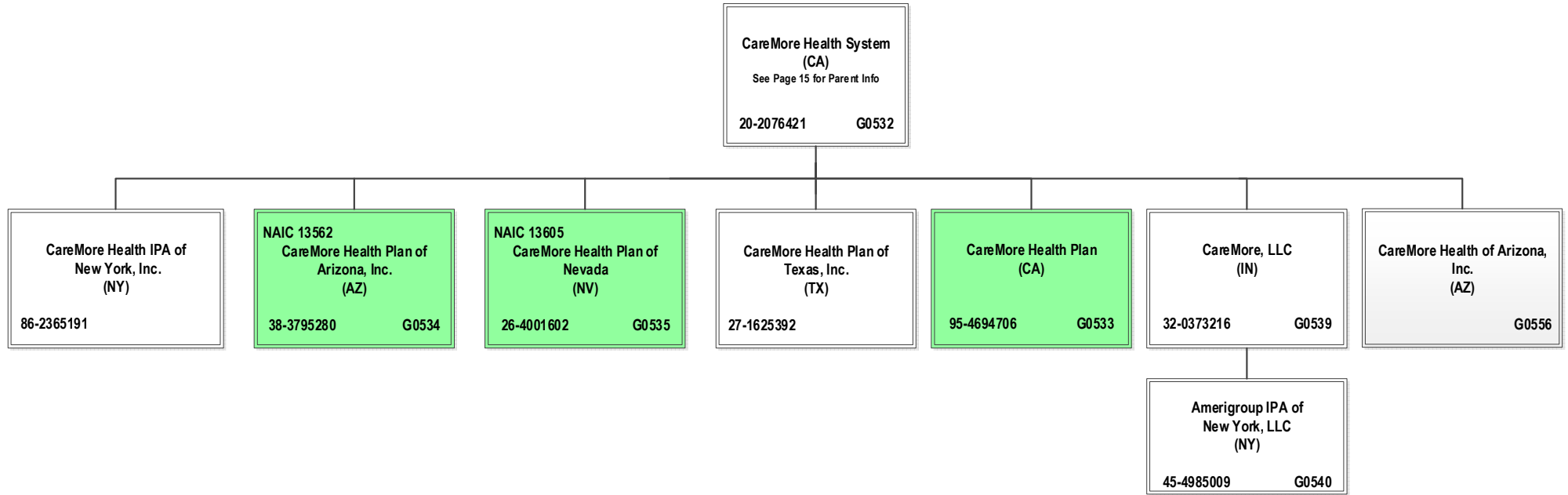


<sup>5</sup> HealthKeepers, Inc. is owned 92.51% by Anthem Southeast, Inc. and 7.49% by UNICARE National Services, Inc.

**SCHEDULE Y – INFORMATION CONCERNING ACTIVITIES OF INSURER MEMBERS OF A HOLDING COMPANY GROUP**  
**PART 1 – ORGANIZATIONAL CHART**

BCBSA Licensee
Regulated Insurance Company
Regulated BCBSA Licensee

ALL SUBSIDIARIES 100% OWNED AND LLC'S ARE CONTROLLED BY MEMBERS UNLESS OTHERWISE NOTED

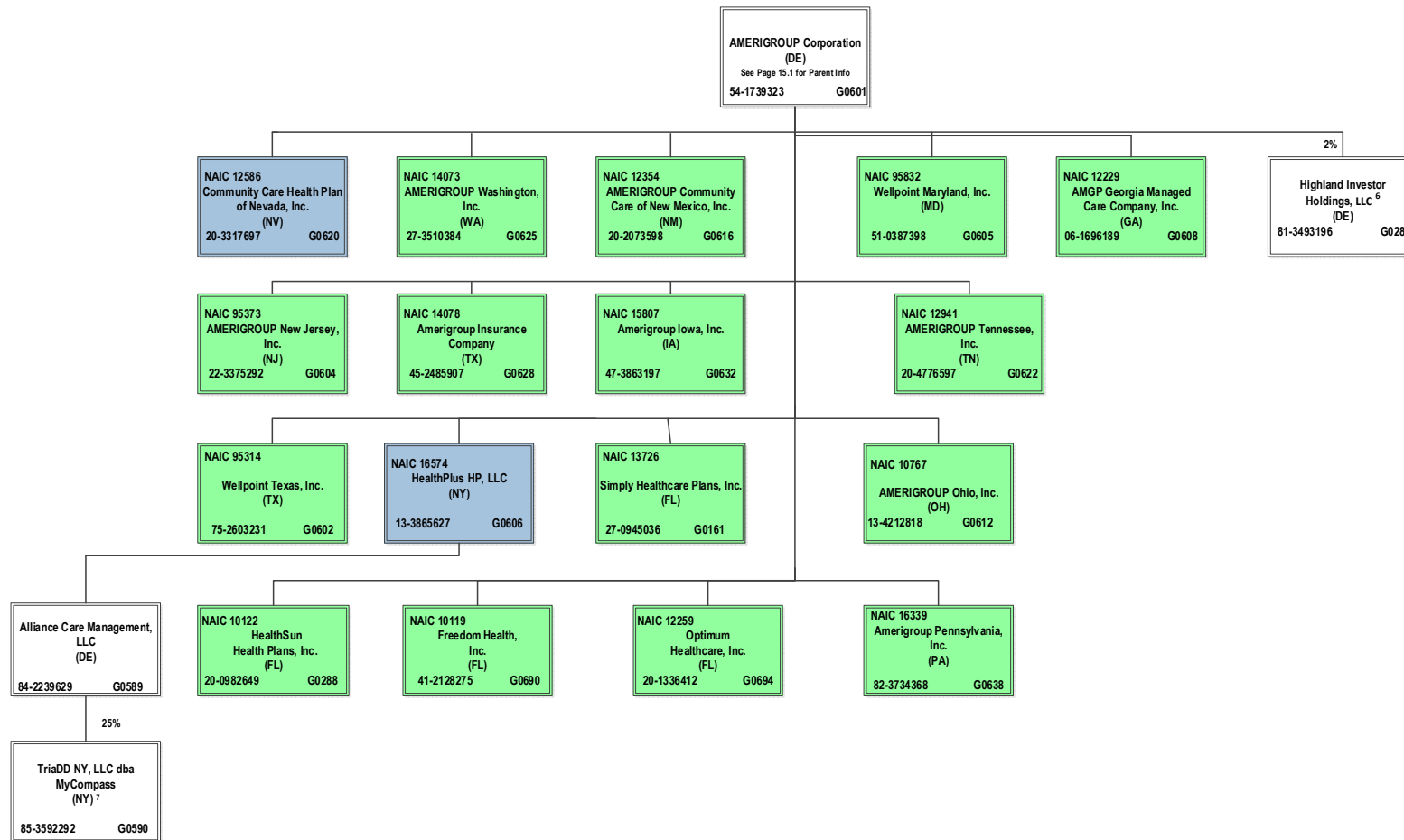


# SCHEDULE Y – INFORMATION CONCERNING ACTIVITIES OF INSURER MEMBERS OF A HOLDING COMPANY GROUP

## PART 1 – ORGANIZATIONAL CHART

ALL SUBSIDIARIES 100% OWNED AND LLC'S ARE CONTROLLED BY MEMBERS UNLESS OTHERWISE NOTED

BCBSA Licensee
Regulated Insurance Company
Regulated BCBSA Licensee



15.7

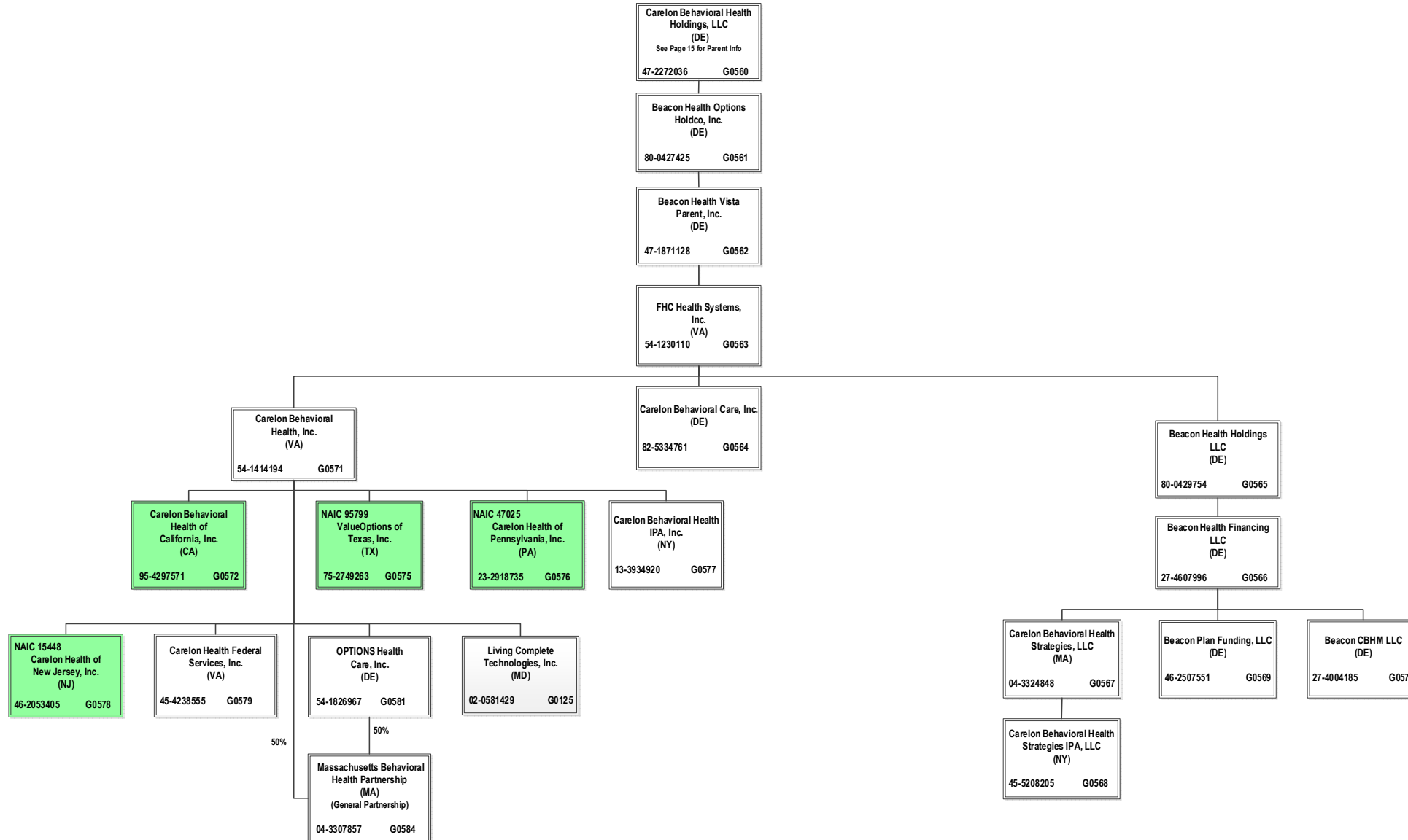
<sup>6</sup> Amerigroup Corporation holds a 2% interest in Highland Investor Holdings, LLC, and ATHolding Company, LLC holds the remaining 98% interest.

<sup>7</sup> TriADD NY, LLC dba MyCompass is 25% owned by Alliance Care Management, LLC and the remaining 75% interest is owned by unaffiliated investors.

**SCHEDULE Y – INFORMATION CONCERNING ACTIVITIES OF INSURER MEMBERS OF A HOLDING COMPANY GROUP**  
**PART 1 – ORGANIZATIONAL CHART**

BCBSA Licensee
Regulated Insurance Company
Regulated BCBSA Licensee

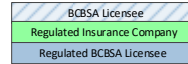
ALL SUBSIDIARIES 100% OWNED AND LLC'S ARE CONTROLLED BY MEMBERS UNLESS OTHERWISE NOTED



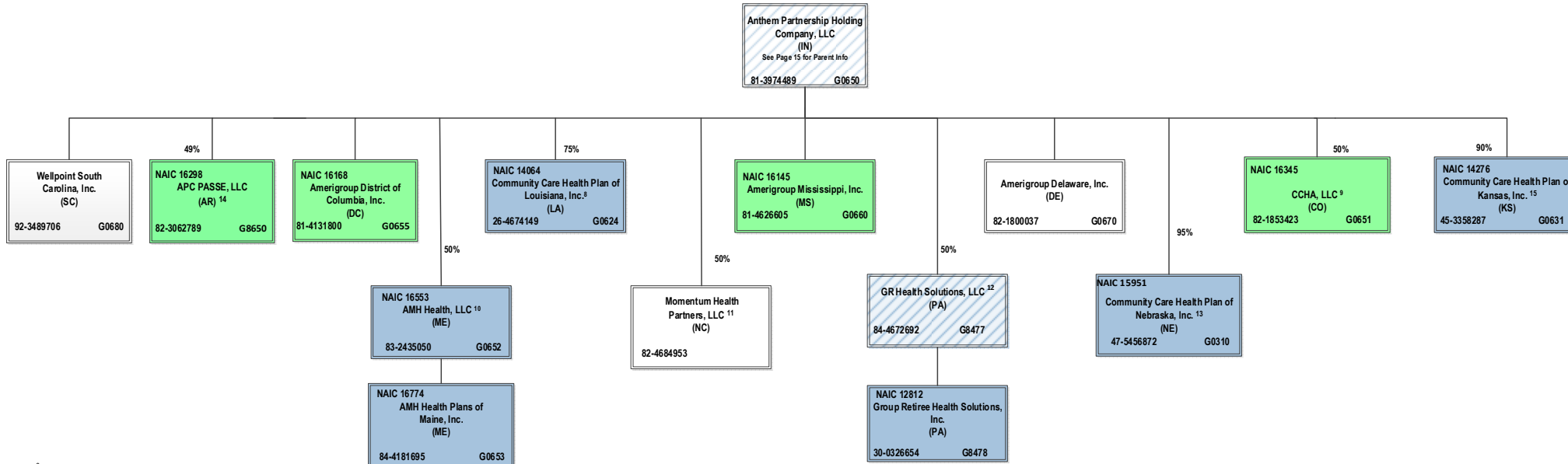
15.8

# SCHEDULE Y – INFORMATION CONCERNING ACTIVITIES OF INSURER MEMBERS OF A HOLDING COMPANY GROUP

## PART 1 – ORGANIZATIONAL CHART



ALL SUBSIDIARIES 100% OWNED AND LLC'S ARE CONTROLLED BY MEMBERS UNLESS OTHERWISE NOTED



<sup>8</sup> Community Care Health Plan of Louisiana, Inc. is a joint venture 75% owned by Anthem Partnership Holding Company, LLC and 25% owned by Louisiana Health Service & Indemnity Company d/b/a Blue Cross and Blue Shield of Louisiana (non-affiliate)

<sup>9</sup> CCHA, LLC is a joint venture 50% owned by Anthem Partnership Holding Company, LLC and 50% owned by Colorado Community Health Alliance, LLC (non-affiliate)

<sup>10</sup> AMH Health, LLC is a joint venture 50% owned by MaineHealth (non-affiliate) and 50% owned by Anthem Partnership Holding Company, LLC

<sup>11</sup> Momentum Health Partners, LLC is a joint venture 50% owned by Anthem Partnership Holding Company, LLC and 50% owned by Blue Cross and Blue Shield of North Carolina (non-affiliate)

<sup>12</sup> GR Health Solutions, LLC is a joint venture 50% owned by Anthem Partnership Holding Company, LLC and 50% owned by Independence Blue Cross, LLC (non-affiliate)

<sup>13</sup> Community Care Health Plan of Nebraska, Inc. is a joint venture 95% owned by Anthem Partnership Holding Company, LLC and 5% owned by Blue Cross and Blue Shield of Nebraska, Inc. (non-affiliate).

<sup>14</sup> APC PASSE, LLC (regulated entity) is a joint venture 49% owned by Anthem Partnership Holding Company, LLC and 51% owned by Arkansas Provider Coalition, LLC (non-affiliate).

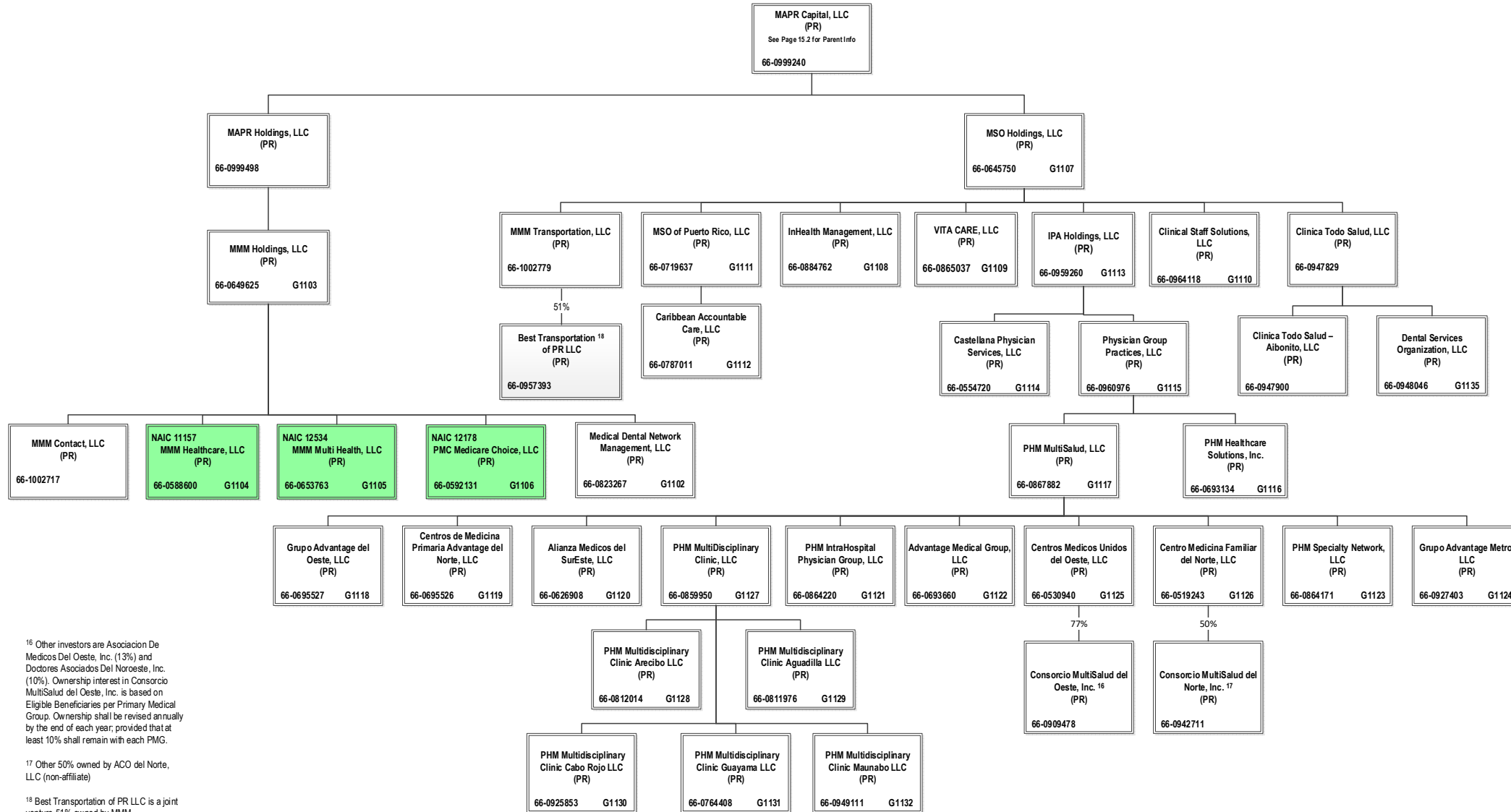
<sup>15</sup> Community Care Health Plan of Kansas, Inc. is a joint venture 90% owned by Anthem Partnership Holding Company, LLC, 5% owned by Blue Cross and Blue Shield of Kansas (non-affiliate) and 5% owned by Blue Cross and Blue Shield of Kansas City (non-affiliate).



**SCHEDULE Y – INFORMATION CONCERNING ACTIVITIES OF INSURER MEMBERS OF A HOLDING COMPANY GROUP**  
**PART 1 – ORGANIZATIONAL CHART**

ALL SUBSIDIARIES 100% OWNED AND LLC'S ARE CONTROLLED BY MEMBERS UNLESS OTHERWISE NOTED

BCBSA Licensee
Regulated Insurance Company
Regulated BCBSA Licensee



<sup>16</sup> Other investors are Asociacion De Medicos Del Oeste, Inc. (13%) and Doctores Asociados Del Noroeste, Inc. (10%). Ownership interest in Consorcio MultiSalud del Oeste, Inc. is based on Eligible Beneficiaries per Primary Medical Group. Ownership shall be revised annually by the end of each year, provided that at least 10% shall remain with each PMG.

<sup>17</sup> Other 50% owned by ACO del Norte, LLC (non-affiliate)

<sup>18</sup> Best Transportation of PR LLC is a joint venture 51% owned by MMM Transportation, LLC and 49% owned by Best Transportation of PR LLC

STATEMENT AS OF JUNE 30, 2023 OF THE Amerigroup Iowa, Inc.

# SCHEDULE Y

## PART 1A - DETAIL OF INSURANCE HOLDING COMPANY SYSTEM

1	2	3	4	5	6	7	8	9	10	11	12	13	14	15	16
Group Code	Group Name	NAIC Company Code	ID Number	Federal RSSD	CIK	Name of Securities Exchange if Publicly Traded (U.S. or International)	Names of Parent, Subsidiaries Or Affiliates	Domiciliary Location	Relationship to Reporting Entity	Directly Controlled by (Name of Entity/Person)	Type of Control (Ownership, Board, Management, Attorney-in-Fact, Influence, Other)	If Control is Ownership Provide Percentage	Ultimate Controlling Entity(ies)/Person(s)	Is an SCA Filing Required? (Yes/No)	*
.0671	Elevance Health, Inc.		66-0693660		0001156039		Advantage Medical Group, LLC	..PR	.....NIA	PHM MultiSalud, LLC	Ownership	100.000	Elevance Health, Inc.	.....NO	
.0671	Elevance Health, Inc.		66-0626908		0001156039		Alianza Medicos del SurEste, LLC	..PR	.....NIA	PHM MultiSalud, LLC	Ownership	100.000	Elevance Health, Inc.	.....NO	
.0671	Elevance Health, Inc.		84-2239629		0001156039		Alliance Care Management, LLC	..DE	.....NIA	HealthPlus HP, LLC	Ownership	100.000	Elevance Health, Inc.	.....NO	
							AMERIGROUP Community Care of New Mexico, Inc.								
.0671	Elevance Health, Inc.	12354	20-2073598		0001156039		AMERIGROUP Corporation	..NM	.....IA	AMERIGROUP Corporation	Ownership	100.000	Elevance Health, Inc.	.....NO	
.0671	Elevance Health, Inc.		54-1739323		0001156039		AMERIGROUP Delaware, Inc.	..DE	.....NIA	ATH Holding Company, LLC	Ownership	100.000	Elevance Health, Inc.	.....NO	
.0671	Elevance Health, Inc.		82-1800037		0001156039		Amerigroup District of Columbia, Inc.	..DC	.....IA	Anthem Partnership Holding Company, LLC	Ownership	100.000	Elevance Health, Inc.	.....NO	
.0671	Elevance Health, Inc.	16168	81-4131800		0001156039		Amerigroup Insurance Company	..TX	.....IA	AMERIGROUP Corporation	Ownership	100.000	Elevance Health, Inc.	.....NO	
.0671	Elevance Health, Inc.	14078	45-2485907		0001156039		AMERIGROUP Iowa, Inc.	..IA	.....RE	AMERIGROUP Corporation	Ownership	100.000	Elevance Health, Inc.	.....NO	
.0671	Elevance Health, Inc.	15807	47-3863197		0001156039		Amerigroup IPA of New York, LLC	..NY	.....NIA	CareMore, LLC	Ownership	100.000	Elevance Health, Inc.	.....NO	
.0671	Elevance Health, Inc.		45-4985009		0001156039		Amerigroup Mississippi, Inc.	..MS	.....IA	Anthem Partnership Holding Company, LLC	Ownership	100.000	Elevance Health, Inc.	.....NO	
.0671	Elevance Health, Inc.	16145	81-4626605		0001156039		AMERIGROUP New Jersey, Inc.	..NJ	.....IA	AMERIGROUP Corporation	Ownership	100.000	Elevance Health, Inc.	.....NO	
.0671	Elevance Health, Inc.	95373	22-3375292		0001156039		AMERIGROUP Ohio, Inc.	..OH	.....IA	AMERIGROUP Corporation	Ownership	100.000	Elevance Health, Inc.	.....NO	
.0671	Elevance Health, Inc.	10767	13-4212818		0001156039		Amerigroup Partnership Plan, LLC	..IL	.....NIA	Health Ventures Partner, L.L.C.	Ownership	75.000	Elevance Health, Inc.	.....NO	
.0671	Elevance Health, Inc.		36-3897080		0001156039		Amerigroup Partnership Plan, LLC	..IL	.....NIA	UNICARE Illinois Services, Inc.	Ownership	25.000	Elevance Health, Inc.	.....NO	
.0671	Elevance Health, Inc.		36-3897080		0001156039		Amerigroup Pennsylvania, Inc.	..PA	.....IA	AMERIGROUP Corporation	Ownership	100.000	Elevance Health, Inc.	.....NO	
.0671	Elevance Health, Inc.	16339	82-3734368		0001156039		AMERIGROUP Tennessee, Inc.	..TN	.....IA	AMERIGROUP Corporation	Ownership	100.000	Elevance Health, Inc.	.....NO	
.0671	Elevance Health, Inc.	12941	20-4776597		0001156039		AMERIGROUP Washington, Inc.	..WA	.....IA	AMERIGROUP Corporation	Ownership	100.000	Elevance Health, Inc.	.....NO	
.0671	Elevance Health, Inc.	14073	27-3510384		0001156039		AMGP Georgia Managed Care Company, Inc.	..GA	.....IA	AMERIGROUP Corporation	Ownership	100.000	Elevance Health, Inc.	.....NO	
.0671	Elevance Health, Inc.	12229	06-1696189		0001156039		AMH Health Plans of Maine, Inc.	..ME	.....IA	AMH Health, LLC	Ownership	100.000	Elevance Health, Inc.	.....NO	
.0671	Elevance Health, Inc.	16774	84-4181695		0001156039		AMH Health, LLC	..ME	.....IA	Anthem Partnership Holding Company, LLC	Ownership	50.000	Elevance Health, Inc.	.....NO	.0105
.0671	Elevance Health, Inc.	16553	83-2435050		0001156039		Anthem Blue Cross Life and Health Insurance Company	..CA	.....IA	WellPoint California Services, Inc.	Ownership	100.000	Elevance Health, Inc.	.....NO	
.0671	Elevance Health, Inc.	62825	95-4331852		0001156039		Anthem Financial, Inc.	..DE	.....NIA	Associated Group, Inc.	Ownership	100.000	Elevance Health, Inc.	.....NO	
.0671	Elevance Health, Inc.		35-1898945		0001156039		Anthem Health Plans of Kentucky, Inc.	..KY	.....IA	ATH Holding Company, LLC	Ownership	100.000	Elevance Health, Inc.	.....NO	
.0671	Elevance Health, Inc.	95120	61-1237516		0001156039		Anthem Health Plans of Maine, Inc.	..ME	.....IA	ATH Holding Company, LLC	Ownership	100.000	Elevance Health, Inc.	.....NO	
.0671	Elevance Health, Inc.	52618	31-1705652		0001156039		Anthem Health Plans of New Hampshire, Inc.	..NH	.....IA	ATH Holding Company, LLC	Ownership	100.000	Elevance Health, Inc.	.....NO	
.0671	Elevance Health, Inc.	53759	02-0510530		0001156039		Anthem Health Plans of Virginia, Inc.	..VA	.....IA	Anthem Southeast, Inc.	Ownership	100.000	Elevance Health, Inc.	.....NO	
.0671	Elevance Health, Inc.	71835	54-0357120	40003317	0001156039		Anthem Health Plans, Inc.	..CT	.....IA	ATH Holding Company, LLC	Ownership	100.000	Elevance Health, Inc.	.....NO	
.0671	Elevance Health, Inc.	60217	06-1475928		0001156039		Anthem Holding Corp.	..IN	.....NIA	Elevance Health, Inc.	Ownership	100.000	Elevance Health, Inc.	.....NO	
.0671	Elevance Health, Inc.		61-1459939		0001156039		Anthem Insurance Companies, Inc.	..IN	.....IA	Elevance Health, Inc.	Ownership	100.000	Elevance Health, Inc.	.....NO	
.0671	Elevance Health, Inc.	28207	35-0781558		0001156039		Anthem Kentucky Managed Care Plan, Inc.	..KY	.....IA	ATH Holding Company, LLC	Ownership	100.000	Elevance Health, Inc.	.....NO	
.0671	Elevance Health, Inc.	15543	47-0992859		0001156039		Anthem Life & Disability Insurance Company	..NY	.....IA	WellPoint Acquisition, LLC	Ownership	100.000	Elevance Health, Inc.	.....NO	
.0671	Elevance Health, Inc.	13573	20-5876774		0001156039		Anthem Life Insurance Company	..IN	.....IA	Rocky Mountain Hospital and Medical Service, Inc.	Ownership	100.000	Elevance Health, Inc.	.....NO	
.0671	Elevance Health, Inc.	61069	35-0980405		0001156039		Anthem Partnership Holding Company, LLC	..IN	.....NIA	Elevance Health, Inc.	Ownership	100.000	Elevance Health, Inc.	.....NO	
.0671	Elevance Health, Inc.		81-3974489		0001156039		Anthem Southeast, Inc.	..IN	.....NIA	Elevance Health, Inc.	Ownership	100.000	Elevance Health, Inc.	.....NO	
.0671	Elevance Health, Inc.		32-0031791		0001156039		Anthem Workers' Compensation, LLC	..IN	.....NIA	HealthLink, Inc.	Ownership	75.000	Elevance Health, Inc.	.....NO	
.0671	Elevance Health, Inc.		30-0606541		0001156039		Anthem Workers' Compensation, LLC	..AR	.....NIA	Anthem Partnership Holding Company, LLC	Ownership	25.000	Elevance Health, Inc.	.....NO	
.0671	Elevance Health, Inc.		30-0606541		0001156039		APC Passe, LLC	..AR	.....NIA	Carlelon Medical Benefits Management, Inc.	Ownership	49.000	Elevance Health, Inc.	.....NO	.0113
.0671	Elevance Health, Inc.	16298	82-3062789		0001156039		Applied Pathways, LLC	..IL	.....NIA	HEP AP Holdings, Inc.	Ownership	53.520	Elevance Health, Inc.	.....NO	
.0671	Elevance Health, Inc.		80-0531799		0001156039		Applied Pathways, LLC	..IL	.....NIA	ATH Holding Company, LLC	Ownership	46.480	Elevance Health, Inc.	.....NO	
.0671	Elevance Health, Inc.		80-0531799		0001156039		Arcus Enterprises, Inc.	..DE	.....NIA	Anthem Holding Corp.	Ownership	100.000	Elevance Health, Inc.	.....NO	
.0671	Elevance Health, Inc.		87-4518697		0001156039		Aspire Health, Inc.	..DE	.....NIA	Nash Holding Company, LLC	Ownership	100.000	Elevance Health, Inc.	.....NO	
.0671	Elevance Health, Inc.		95-4640529		0001156039		Associated Group, Inc.	..IN	.....NIA	Anthem Insurance Companies, Inc.	Ownership	100.000	Elevance Health, Inc.	.....NO	
.0671	Elevance Health, Inc.		90-1057454		0001156039		ATH Holding Company, LLC	..IN	.....UIP	Elevance Health, Inc.	Ownership	100.000	Elevance Health, Inc.	.....NO	
.0671	Elevance Health, Inc.		35-1292384		0001156039										
.0671	Elevance Health, Inc.		11-3713086		0001156039										

STATEMENT AS OF JUNE 30, 2023 OF THE Amerigroup Iowa, Inc.

**SCHEDULE Y**  
**PART 1A - DETAIL OF INSURANCE HOLDING COMPANY SYSTEM**

1	2	3	4	5	6	7	8	9	10	11	12	13	14	15	16
Group Code	Group Name	NAIC Company Code	ID Number	Federal RSSD	CIK	Name of Securities Exchange if Publicly Traded (U.S. or International)	Names of Parent, Subsidiaries Or Affiliates	Domi-ciliary Location	Relation-ship to Reporting Entity	Directly Controlled by (Name of Entity/Person)	Type of Control (Ownership, Board, Management, Attorney-in-Fact, Influence, Other)	If Control is Ownership Provide Percentage	Ultimate Controlling Entity(ies)/Person(s)	Is an SCA Filing Re-quired? (Yes/No)	*
.0671	Elevance Health, Inc.		35-2129194		0001156039		AUMSI UM Services, Inc.	..IN.	..NIA.	UNICARE Specialty Services, Inc.	Ownership	100.000	Elevance Health, Inc.	..NO.	
.0671	Elevance Health, Inc.		27-4004185		0001156039		Beacon CBHM LLC	..DE.	..NIA.	Beacon Health Financing LLC	Ownership	100.000	Elevance Health, Inc.	..NO.	
.0671	Elevance Health, Inc.		27-4607996		0001156039		Beacon Health Financing LLC	..DE.	..NIA.	Beacon Health Holdings, LLC	Ownership	100.000	Elevance Health, Inc.	..NO.	
.0671	Elevance Health, Inc.		80-0429754		0001156039		Beacon Health Holdings, LLC	..DE.	..NIA.	FHC Health Systems, Inc.	Ownership	100.000	Elevance Health, Inc.	..NO.	
.0671	Elevance Health, Inc.		80-0427425		0001156039		Beacon Health Options Holdco, Inc.	..DE.	..NIA.	Carelon Behavioral Health Holdings, LLC	Ownership	100.000	Elevance Health, Inc.	..NO.	
.0671	Elevance Health, Inc.		47-1871128		0001156039		Beacon Health Vista Parent, Inc.	..DE.	..NIA.	Beacon Health Options Holdco, Inc.	Ownership	100.000	Elevance Health, Inc.	..NO.	
.0671	Elevance Health, Inc.		46-2507551		0001156039		Beacon Plan Funding, LLC	..DE.	..NIA.	Beacon Health Financing LLC	Ownership	100.000	Elevance Health, Inc.	..NO.	
.0671	Elevance Health, Inc.		66-0957393		0001156039		Best Transportation, LLC	..PR.	..NIA.	MMM Transportation, LLC	Ownership	51.000	Elevance Health, Inc.	..NO.	
.0671	Elevance Health, Inc.		85-0609453		0001156039		BioPlus Parent, LLC	..DE.	..NIA.	ATH Holding Company, LLC	Ownership	100.000	Elevance Health, Inc.	..NO.	
.0671	Elevance Health, Inc.		59-2920860		0001156039		BioPlus Specialty Pharmacy Services, LLC	..FL.	..NIA.	BioPlus Parent, LLC	Ownership	100.000	Elevance Health, Inc.	..NO.	
.0671	Elevance Health, Inc.	96962	58-1638390		0001156039		Blue Cross Blue Shield Healthcare Plan of Georgia, Inc.	..GA.	..IA.	Cerulean Companies, Inc.	Ownership	100.000	Elevance Health, Inc.	..NO.	
.0671	Elevance Health, Inc.	54003	39-0138065		0001156039		Blue Cross Blue Shield of Wisconsin	..WI.	..IA.	Crossroads Acquisition Corp.	Ownership	100.000	Elevance Health, Inc.	..NO.	
.0671	Elevance Health, Inc.		95-3760980		0001156039		Blue Cross of California	..CA.	..IA.	WellPoint California Services, Inc.	Ownership	100.000	Elevance Health, Inc.	..NO.	0101
.0671	Elevance Health, Inc.		20-2994048		0001156039		Blue Cross of California Partnership Plan, Inc.	..CA.	..IA.	Blue Cross of California	Ownership	100.000	Elevance Health, Inc.	..NO.	0101
.0671	Elevance Health, Inc.		82-5334761		0001156039		Carelon Behavioral Care, Inc.	..DE.	..NIA.	FHC Health Systems, Inc.	Ownership	100.000	Elevance Health, Inc.	..NO.	
.0671	Elevance Health, Inc.		47-2272036		0001156039		Carelon Behavioral Health Holdings, LLC	..DE.	..NIA.	Elevance Health, Inc.	Ownership	100.000	Elevance Health, Inc.	..NO.	
.0671	Elevance Health, Inc.		13-39324920		0001156039		Carelon Behavioral Health IPA, Inc.	..NY.	..NIA.	Carelon Behavioral Health, Inc.	Ownership	100.000	Elevance Health, Inc.	..NO.	
.0671	Elevance Health, Inc.		95-4297571		0001156039		Carelon Behavioral Health of California, Inc.	..CA.	..IA.	Carelon Behavioral Health, Inc.	Ownership	100.000	Elevance Health, Inc.	..NO.	0101
.0671	Elevance Health, Inc.		45-5208205		0001156039		Carelon Behavioral Health Strategies IPA, LLC	..CA.	..IA.	Carelon Behavioral Health, Inc.	Ownership	100.000	Elevance Health, Inc.	..NO.	
.0671	Elevance Health, Inc.		04-3324848		0001156039		Carelon Behavioral Health Strategies, LLC	..MA.	..NIA.	Beacon Health Financing LLC	Ownership	100.000	Elevance Health, Inc.	..NO.	
.0671	Elevance Health, Inc.		54-1414194		0001156039		Carelon Behavioral Health, Inc.	..VA.	..NIA.	FHC Health Systems, Inc.	Ownership	100.000	Elevance Health, Inc.	..NO.	
.0671	Elevance Health, Inc.		98-1492098		0001156039		Carelon Digital Platforms Israel Ltd.	..ISR.	..NIA.	Carelon Holdings I, Inc.	Ownership	100.000	Elevance Health, Inc.	..NO.	
.0671	Elevance Health, Inc.		84-1782311		0001156039		Carelon Digital Platforms, Inc.	..IN.	..NIA.	ATH Holding Company, LLC	Ownership	100.000	Elevance Health, Inc.	..NO.	
.0671	Elevance Health, Inc.		46-0613946		0001156039		Carelon Employment Company, LLC.	..IN.	..NIA.	The Elevance Health Companies, Inc.	Ownership	100.000	Elevance Health, Inc.	..NO.	
.0671	Elevance Health, Inc.		98-1397080		0001156039		Carelon Global Solutions India LLP	..IN.	..NIA.	Carelon Holdings I, Inc.	Ownership	99.000	Elevance Health, Inc.	..NO.	
.0671	Elevance Health, Inc.		98-1397080		0001156039		Carelon Global Solutions India LLP	..IN.	..NIA.	Carelon Holdings II, LLC	Ownership	1.000	Elevance Health, Inc.	..NO.	
.0671	Elevance Health, Inc.		98-1490582		0001156039		Carelon Global Solutions Ireland Limited	..IRL.	..NIA.	Carelon Holdings I, Inc.	Ownership	100.000	Elevance Health, Inc.	..NO.	
.0671	Elevance Health, Inc.		98-1490582		0001156039		Carelon Global Solutions Philippines, Inc.	..PHL.	..NIA.	Carelon Holdings I, Inc.	Ownership	100.000	Elevance Health, Inc.	..NO.	
.0671	Elevance Health, Inc.		66-0976533		0001156039		Carelon Global Solutions Puerto Rico, L.L.C.	..PR.	..NIA.	Carelon Holdings I, Inc.	Ownership	100.000	Elevance Health, Inc.	..NO.	
.0671	Elevance Health, Inc.		87-2164713		0001156039		Carelon Global Solutions U.S., Inc.	..IN.	..NIA.	Carelon Holdings I, Inc.	Ownership	100.000	Elevance Health, Inc.	..NO.	
.0671	Elevance Health, Inc.		45-4238555		0001156039		Carelon Health Federal Services, Inc.	..VA.	..NIA.	Carelon Behavioral Health, Inc.	Ownership	100.000	Elevance Health, Inc.	..NO.	
.0671	Elevance Health, Inc.	15448	46-2053405		0001156039		Carelon Health of New Jersey, Inc.	..NJ.	..IA.	Carelon Behavioral Health, Inc.	Ownership	100.000	Elevance Health, Inc.	..NO.	
.0671	Elevance Health, Inc.	47025	23-2918735		0001156039		Carelon Health of Pennsylvania, Inc.	..PA.	..IA.	Carelon Behavioral Health, Inc.	Ownership	100.000	Elevance Health, Inc.	..NO.	
.0671	Elevance Health, Inc.		54-1237939		0001156039		Carelon Health Solutions, Inc.	..VA.	..NIA.	Southeast Services, Inc.	Ownership	100.000	Elevance Health, Inc.	..NO.	
.0671	Elevance Health, Inc.		82-3030791		0001156039		Carelon Holdings I, Inc.	..IN.	..NIA.	Elevance Health, Inc.	Ownership	100.000	Elevance Health, Inc.	..NO.	
.0671	Elevance Health, Inc.		82-3031178		0001156039		Carelon Holdings II, LLC	..IN.	..NIA.	Carelon Holdings I, Inc.	Ownership	100.000	Elevance Health, Inc.	..NO.	
.0671	Elevance Health, Inc.		82-3027094		0001156039		Carelon Holdings, Inc.	..IN.	..NIA.	Elevance Health, Inc.	Ownership	100.000	Elevance Health, Inc.	..NO.	
.0671	Elevance Health, Inc.		82-3300542		0001156039		Carelon Insights, Inc.	..IN.	..NIA.	Carelon Holdings, Inc.	Ownership	100.000	Elevance Health, Inc.	..NO.	
.0671	Elevance Health, Inc.		36-3692630		0001156039		Carelon Medical Benefits Management, Inc.	..IL.	..NIA.	Imaging Management Holdings, L.L.C.	Ownership	100.000	Elevance Health, Inc.	..NO.	
.0671	Elevance Health, Inc.		47-4671638		0001156039		Carelon Post Acute Solutions, Inc.	..DE.	..NIA.	myNEXUS Management, Inc.	Ownership	100.000	Elevance Health, Inc.	..NO.	
.0671	Elevance Health, Inc.		51-0365660		0001156039		Carelon Research, Inc.	..DE.	..NIA.	Arcus Enterprises, Inc.	Ownership	100.000	Elevance Health, Inc.	..NO.	
.0671	Elevance Health, Inc.		39-2013971		0001156039		Carelon Subrogation, LLC	..WI.	..NIA.	Compcare Health Services Insurance Corporation	Ownership	100.000	Elevance Health, Inc.	..NO.	
.0671	Elevance Health, Inc.		47-3025203		0001156039		CarelonRx Pharmacy, Inc.	..DE.	..NIA.	CarelonRx, Inc.	Ownership	100.000	Elevance Health, Inc.	..NO.	
.0671	Elevance Health, Inc.		82-3062245		0001156039		CarelonRx, Inc.	..IN.	..NIA.	Carelon Holdings, Inc.	Ownership	100.000	Elevance Health, Inc.	..NO.	

STATEMENT AS OF JUNE 30, 2023 OF THE Amerigroup Iowa, Inc.

**SCHEDULE Y**  
**PART 1A - DETAIL OF INSURANCE HOLDING COMPANY SYSTEM**

1 Group Code	2 Group Name	3 NAIC Company Code	4 ID Number	5 Federal RSSD	6 CIK	7 Name of Securities Exchange if Publicly Traded (U.S. or International)	8 Names of Parent, Subsidiaries Or Affiliates	9 Domi-ciliary Location	10 Relation-ship to Reporting Entity	11 Directly Controlled by (Name of Entity/Person)	12 Type of Control (Ownership, Board, Management, Attorney-in-Fact, Influence, Other)	13 If Control is Ownership Provide Percentage	14 Ultimate Controlling Entity(ies)/Person(s)	15 Is an SCA Filing Re-quired? (Yes/No)	16 *
.0671	Elevance Health, Inc.		86-2365191		0001156039		Caremore Health IPA of New York, Inc.	..NY.....	..NIA.....	Caremore Health System	Ownership.....	100.000	Elevance Health, Inc.	.....NO.....	
.0671	Elevance Health, Inc.		92-0997812		0001156039		Caremore Health of Arizona, Inc.	..AZ.....	..NIA.....	Caremore Health System	Ownership.....	100.000	Elevance Health, Inc.	.....NO.....	
.0671	Elevance Health, Inc.		95-4694706		0001156039		Caremore Health Plan	..CA.....	..IA.....	Caremore Health System	Ownership.....	100.000	Elevance Health, Inc.	.....NO.....	.0101
.0671	Elevance Health, Inc.	13562	38-3795280		0001156039		Caremore Health Plan of Arizona, Inc.	..AZ.....	..IA.....	Caremore Health System	Ownership.....	100.000	Elevance Health, Inc.	.....NO.....	
.0671	Elevance Health, Inc.	13605	26-4001602		0001156039		Caremore Health Plan of Nevada	..NV.....	..IA.....	Caremore Health System	Ownership.....	100.000	Elevance Health, Inc.	.....NO.....	
.0671	Elevance Health, Inc.		27-1625392		0001156039		Caremore Health Plan of Texas, Inc.	..TX.....	..NIA.....	Caremore Health System	Ownership.....	100.000	Elevance Health, Inc.	.....NO.....	
.0671	Elevance Health, Inc.		20-2076421		0001156039		Caremore Health System	..CA.....	..NIA.....	ATH Holding Company, LLC	Ownership.....	100.000	Elevance Health, Inc.	.....NO.....	
.0671	Elevance Health, Inc.		32-0373216		0001156039		CareMore, LLC	..IN.....	..NIA.....	Caremore Health System	Ownership.....	100.000	Elevance Health, Inc.	.....NO.....	
.0671	Elevance Health, Inc.		66-0787011		0001156039		Caribbean Accountable Care, LLC	..PR.....	..NIA.....	MSO of Puerto Rico, LLC	Ownership.....	100.000	Elevance Health, Inc.	.....NO.....	
.0671	Elevance Health, Inc.		66-0554720		0001156039		Castellana Physician Services, LLC	..PR.....	..NIA.....	IPA Holdings, LLC	Ownership.....	100.000	Elevance Health, Inc.	.....NO.....	
.0671	Elevance Health, Inc.	16345	82-1853423		0001156039		CCHA, LLC	..CO.....	..IA.....	Anthem Partnership Holding Company, LLC	Ownership.....	50.000	Elevance Health, Inc.	.....NO.....	.0102
.0671	Elevance Health, Inc.		66-0695526		0001156039		Centros de Medicina Primaria Advantage del Norte, LLC	..PR.....	..NIA.....	PHM MultiSalud, LLC	Ownership.....	100.000	Elevance Health, Inc.	.....NO.....	
.0671	Elevance Health, Inc.		66-0519243		0001156039		Centros Medicina Familiar del Norte, LLC	..PR.....	..NIA.....	PHM MultiSalud, LLC	Ownership.....	100.000	Elevance Health, Inc.	.....NO.....	
.0671	Elevance Health, Inc.		66-0530940		0001156039		Centros Medicos Unidos del Oeste, LLC	..PR.....	..NIA.....	PHM MultiSalud, LLC	Ownership.....	100.000	Elevance Health, Inc.	.....NO.....	
.0671	Elevance Health, Inc.		58-2217138		0001156039		Cerulean Companies, Inc.	..GA.....	..NIA.....	Anthem Holding Corp.	Ownership.....	100.000	Elevance Health, Inc.	.....NO.....	
.0671	Elevance Health, Inc.		39-1413702		0001156039		Claim Management Services, Inc.	..WI.....	..NIA.....	Blue Cross Blue Shield of Wisconsin	Ownership.....	100.000	Elevance Health, Inc.	.....NO.....	
.0671	Elevance Health, Inc.		66-0947829		0001156039		Clinica Todo Salud, LLC	..PR.....	..NIA.....	MSO Holdings, LLC	Ownership.....	100.000	Elevance Health, Inc.	.....NO.....	
.0671	Elevance Health, Inc.		66-0947900		0001156039		Clinica Todo Salud-Aibonito, LLC	..PR.....	..NIA.....	Clinica Todo Salud, LLC	Ownership.....	100.000	Elevance Health, Inc.	.....NO.....	
.0671	Elevance Health, Inc.		66-0964118		0001156039		Clinical Staff Solutions, LLC	..PR.....	..NIA.....	MSO Holdings, LLC	Ownership.....	100.000	Elevance Health, Inc.	.....NO.....	
.0671	Elevance Health, Inc.	14276	45-3358287		0001156039		Community Care Health Plan of Kansas, Inc.	..KS.....	..IA.....	Anthem Partnership Holding Company, LLC	Ownership.....	90.000	Elevance Health, Inc.	.....NO.....	.0112
.0671	Elevance Health, Inc.		26-4674149		0001156039		Community Care Health Plan of Louisiana, Inc.	..LA.....	..IA.....	Anthem Partnership Holding Company, LLC	Ownership.....	75.000	Elevance Health, Inc.	.....NO.....	.0104
.0671	Elevance Health, Inc.	14064	26-4674149		0001156039		Community Care Health Plan of Nebraska, Inc.	..NE.....	..IA.....	Anthem Partnership Holding Company, LLC	Ownership.....	95.000	Elevance Health, Inc.	.....NO.....	.0110
.0671	Elevance Health, Inc.	12586	20-3317697		0001156039		Community Care Health Plan of Nevada, Inc.	..NV.....	..IA.....	AMERIGROUP Corporation	Ownership.....	100.000	Elevance Health, Inc.	.....NO.....	
.0671	Elevance Health, Inc.	10345	31-1440175		0001156039		Community Insurance Company	..OH.....	..IA.....	ATH Holding Company, LLC	Ownership.....	100.000	Elevance Health, Inc.	.....NO.....	
.0671	Elevance Health, Inc.	95693	39-1462554		0001156039		Compcare Health Services Insurance Corporation	..WI.....	..IA.....	Blue Cross Blue Shield of Wisconsin	Ownership.....	100.000	Elevance Health, Inc.	.....NO.....	
.0671	Elevance Health, Inc.		66-0942711		0001156039		Consortio MultiSalud del Norte, Inc.	..PR.....	..NIA.....	Centros Medicina Familiar del Norte, LLC	Ownership.....	50.000	Elevance Health, Inc.	.....NO.....	.0108
.0671	Elevance Health, Inc.		66-0909478		0001156039		Consortio MultiSalud del Oeste, Inc.	..PR.....	..NIA.....	Centros Medicos Unidos del Oeste, LLC	Ownership.....	77.000	Elevance Health, Inc.	.....NO.....	.0103
.0671	Elevance Health, Inc.		20-0334650		0001156039		Crossroads Acquisition Corp.	..DE.....	..NIA.....	Anthem Holding Corp.	Ownership.....	100.000	Elevance Health, Inc.	.....NO.....	
.0671	Elevance Health, Inc.		41-1905556		0001156039		DeCare Analytics, LLC	..MN.....	..NIA.....	DeCare Dental, LLC	Ownership.....	100.000	Elevance Health, Inc.	.....NO.....	
.0671	Elevance Health, Inc.		02-0574609		0001156039		DeCare Dental Health International, LLC	..MN.....	..NIA.....	DeCare Dental, LLC	Ownership.....	100.000	Elevance Health, Inc.	.....NO.....	
.0671	Elevance Health, Inc.				0001156039		DeCare Dental Insurance Ireland, Ltd.	..IRL.....	..NIA.....	DeCare Dental, LLC	Ownership.....	100.000	Elevance Health, Inc.	.....NO.....	
.0671	Elevance Health, Inc.		73-1665525		0001156039		DeCare Dental Networks, LLC	..MN.....	..NIA.....	DeCare Dental, LLC	Ownership.....	100.000	Elevance Health, Inc.	.....NO.....	
.0671	Elevance Health, Inc.		01-0822645		0001156039		DeCare Dental, LLC	..MN.....	..NIA.....	Anthem Holding Corp.	Ownership.....	100.000	Elevance Health, Inc.	.....NO.....	
.0671	Elevance Health, Inc.				0001156039		DeCare Operations Ireland, Limited	..IRL.....	..NIA.....	DeCare Dental, LLC	Ownership.....	100.000	Elevance Health, Inc.	.....NO.....	
.0671	Elevance Health, Inc.		20-0660775		0001156039		Delivery Network, LLC	..FL.....	..NIA.....	Highland Acquisition Holdings, LLC	Ownership.....	100.000	Elevance Health, Inc.	.....NO.....	
.0671	Elevance Health, Inc.		66-0948046		0001156039		Dental Services Organization, LLC	..PR.....	..NIA.....	Clinica Todo Salud, LLC	Ownership.....	100.000	Elevance Health, Inc.	.....NO.....	
.0671	Elevance Health, Inc.		26-2544715		0001156039		Designated Agent Company, Inc.	..KY.....	..NIA.....	Anthem Health Plans of Kentucky, Inc.	Ownership.....	100.000	Elevance Health, Inc.	.....NO.....	
.0671	Elevance Health, Inc.		45-3666871		0001156039		Dogwood Pharmacy, LLC	..FL.....	..NIA.....	BioPlus Parent, LLC	Ownership.....	100.000	Elevance Health, Inc.	.....NO.....	
.0671	Elevance Health, Inc.		27-2844373		0001156039		EasyScripts Cutler Bay, LLC	..FL.....	..NIA.....	Highland Acquisition Holdings, LLC	Ownership.....	100.000	Elevance Health, Inc.	.....NO.....	
.0671	Elevance Health, Inc.		26-2974996		0001156039		EasyScripts Hiialeah, LLC	..FL.....	..NIA.....	Highland Acquisition Holdings, LLC	Ownership.....	100.000	Elevance Health, Inc.	.....NO.....	
.0671	Elevance Health, Inc.		30-0478573		0001156039		EasyScripts LLC	..FL.....	..NIA.....	Highland Acquisition Holdings, LLC	Ownership.....	100.000	Elevance Health, Inc.	.....NO.....	
.0671	Elevance Health, Inc.		46-0613819		0001156039		EasyScripts Westchester, LLC	..FL.....	..NIA.....	Highland Acquisition Holdings, LLC	Ownership.....	100.000	Elevance Health, Inc.	.....NO.....	
.0671	Elevance Health, Inc.		13-3934328		0001156039		EHC Benefits Agency, Inc.	..NY.....	..NIA.....	WellPoint Holding Corp	Ownership.....	100.000	Elevance Health, Inc.	.....NO.....	
.0671	Elevance Health, Inc.		35-2145715		0001156039	New York Stock Exchange (NYSE)	Elevance Health, Inc.	..IN.....	..UIP.....		Ownership.....		Elevance Health, Inc.	.....NO.....	
.0671	Elevance Health, Inc.	55093	23-7391136		0001156039		Empire HealthChoice Assurance, Inc.	..NY.....	..IA.....	WellPoint Holding Corp	Ownership.....	100.000	Elevance Health, Inc.	.....NO.....	

16.2



STATEMENT AS OF JUNE 30, 2023 OF THE Amerigroup Iowa, Inc.

**SCHEDULE Y**  
**PART 1A - DETAIL OF INSURANCE HOLDING COMPANY SYSTEM**

1	2	3	4	5	6	7	8	9	10	11	12	13	14	15	16
Group Code	Group Name	NAIC Company Code	ID Number	Federal RSSD	CIK	Name of Securities Exchange if Publicly Traded (U.S. or International)	Names of Parent, Subsidiaries Or Affiliates	Domi-ciliary Location	Relation-ship to Reporting Entity	Directly Controlled by (Name of Entity/Person)	Type of Control (Ownership, Board, Management, Attorney-in-Fact, Influence, Other)	If Control is Ownership Provide Percentage	Ultimate Controlling Entity(ies)/Person(s)	Is an SCA Filing Re-quired? (Yes/No)	*
.0671	Elevance Health, Inc.		66-0649625		0001156039		MMM Holdings, LLC	..PR	..NIA	MAPR Holdings, LLC	Ownership	100.000	Elevance Health, Inc.	..NO	
.0671	Elevance Health, Inc.	12534	66-0653763		0001156039		MMM Multi Health, LLC	..PR	..IA	MMM Holdings, LLC	Ownership	100.000	Elevance Health, Inc.	..NO	
.0671	Elevance Health, Inc.		66-1002779		0001156039		MMM Transportation, LLC	..PR	..NIA	MSO Holdings, LLC	Ownership	100.000	Elevance Health, Inc.	..NO	
.0671	Elevance Health, Inc.		82-4684953		0001156039		Momentum Health Partners, LLC	..NC	..NIA	Anthem Partnership Holding Company, LLC	Ownership	50.000	Elevance Health, Inc.	..NO	0106
.0671	Elevance Health, Inc.		66-0645750		0001156039		MSO Holdings, LLC	..PR	..NIA	MAPR Capital, LLC	Ownership	100.000	Elevance Health, Inc.	..NO	
.0671	Elevance Health, Inc.		66-0719637		0001156039		MSO of Puerto Rico, LLC	..PR	..NIA	MSO Holdings, LLC	Ownership	100.000	Elevance Health, Inc.	..NO	
.0671	Elevance Health, Inc.		84-1811105		0001156039		myNEXUS Holdings, Inc.	..DE	..NIA	ATH Holding Company, LLC	Ownership	100.000	Elevance Health, Inc.	..NO	
.0671	Elevance Health, Inc.		84-1801030		0001156039		myNEXUS Management, Inc.	..DE	..NIA	myNEXUS Holdings, Inc.	Ownership	100.000	Elevance Health, Inc.	..NO	
.0671	Elevance Health, Inc.		81-4603181		0001156039		myNEXUS NPHO of TEXAS	..TX	..NIA	Carelon Post Acute Solutions, Inc.	Ownership	100.000	Elevance Health, Inc.	..NO	
.0671	Elevance Health, Inc.		85-0541810		0001156039		myNEXUS NY IPA, LLC	..NY	..NIA	Carelon Post Acute Solutions, Inc.	Ownership	100.000	Elevance Health, Inc.	..NO	
.0671	Elevance Health, Inc.		83-0892028		0001156039		Nash Holding Company, LLC	..DE	..NIA	ATH Holding Company, LLC	Ownership	100.000	Elevance Health, Inc.	..NO	
.0671	Elevance Health, Inc.		35-1840597		0001156039		National Government Services, Inc.	..IN	..NIA	Federal Government Solutions, LLC	Ownership	100.000	Elevance Health, Inc.	..NO	
.0671	Elevance Health, Inc.		04-2919509		0001156039		New England Research Institute, Inc.	..MA	..NIA	Carelon Research, Inc.	Ownership	100.000	Elevance Health, Inc.	..NO	
.0671	Elevance Health, Inc.		81-5476630		0001156039		NGS Federal, LLC	..IN	..NIA	Federal Government Solutions, LLC	Ownership	100.000	Elevance Health, Inc.	..NO	
.0671	Elevance Health, Inc.	12259	20-1336412		0001156039		Optimum Healthcare, Inc.	..FL	..IA	AMERIGROUP Corporation	Ownership	100.000	Elevance Health, Inc.	..NO	
.0671	Elevance Health, Inc.		54-1826967		0001156039		OPTIONS Health Care, Inc.	..DE	..NIA	Carelon Behavioral Health, Inc.	Ownership	100.000	Elevance Health, Inc.	..NO	
.0671	Elevance Health, Inc.		27-1991772		0001156039		Pasteur Medical Bird Road, LLC	..FL	..NIA	Highland Acquisition Holdings, LLC	Ownership	100.000	Elevance Health, Inc.	..NO	
.0671	Elevance Health, Inc.		20-2749389		0001156039		Pasteur Medical Center, LLC	..DE	..NIA	Highland Acquisition Holdings, LLC	Ownership	100.000	Elevance Health, Inc.	..NO	
.0671	Elevance Health, Inc.		27-1366915		0001156039		Pasteur Medical Cutler Bay, LLC	..FL	..NIA	Highland Acquisition Holdings, LLC	Ownership	100.000	Elevance Health, Inc.	..NO	
.0671	Elevance Health, Inc.		20-0610128		0001156039		Pasteur Medical Group, LLC	..FL	..NIA	Highland Acquisition Holdings, LLC	Ownership	100.000	Elevance Health, Inc.	..NO	
.0671	Elevance Health, Inc.		37-1668303		0001156039		Pasteur Medical Hialeah Gardens, LLC	..FL	..NIA	Highland Acquisition Holdings, LLC	Ownership	100.000	Elevance Health, Inc.	..NO	
.0671	Elevance Health, Inc.		47-3464152		0001156039		Pasteur Medical Kendall, LLC	..FL	..NIA	Highland Acquisition Holdings, LLC	Ownership	100.000	Elevance Health, Inc.	..NO	
.0671	Elevance Health, Inc.		27-2810478		0001156039		Pasteur Medical Management, LLC	..FL	..NIA	Highland Acquisition Holdings, LLC	Ownership	100.000	Elevance Health, Inc.	..NO	
.0671	Elevance Health, Inc.		33-1217936		0001156039		Pasteur Medical Miami Gardens, LLC	..FL	..NIA	Highland Acquisition Holdings, LLC	Ownership	100.000	Elevance Health, Inc.	..NO	
.0671	Elevance Health, Inc.		27-2651017		0001156039		Pasteur Medical North Miami Beach, LLC	..FL	..NIA	Highland Acquisition Holdings, LLC	Ownership	100.000	Elevance Health, Inc.	..NO	
.0671	Elevance Health, Inc.		26-0813665		0001156039		Pasteur Medical Partners, LLC	..FL	..NIA	Highland Acquisition Holdings, LLC	Ownership	100.000	Elevance Health, Inc.	..NO	
.0671	Elevance Health, Inc.		66-0693134		0001156039		PHM Healthcare Solutions, Inc.	..PR	..NIA	Physician Group Practices, LLC	Ownership	100.000	Elevance Health, Inc.	..NO	
.0671	Elevance Health, Inc.		66-0864220		0001156039		PHM IntraHospital Physician Group, LLC	..PR	..NIA	PHM MultiSalud, LLC	Ownership	100.000	Elevance Health, Inc.	..NO	
.0671	Elevance Health, Inc.		66-0811976		0001156039		PHM Multidisciplinary Clinic Aguadilla LLC	..PR	..NIA	PHM MultiDisciplinary Clinic, LLC	Ownership	100.000	Elevance Health, Inc.	..NO	
.0671	Elevance Health, Inc.		66-0812014		0001156039		PHM Multidisciplinary Clinic Arecibo LLC	..PR	..NIA	PHM MultiDisciplinary Clinic, LLC	Ownership	100.000	Elevance Health, Inc.	..NO	
.0671	Elevance Health, Inc.		66-0925853		0001156039		PHM Multidisciplinary Clinic Cabo Rojo LLC	..PR	..NIA	PHM MultiDisciplinary Clinic, LLC	Ownership	100.000	Elevance Health, Inc.	..NO	
.0671	Elevance Health, Inc.		66-0764408		0001156039		PHM Multidisciplinary Clinic Guayama LLC	..PR	..NIA	PHM MultiDisciplinary Clinic, LLC	Ownership	100.000	Elevance Health, Inc.	..NO	
.0671	Elevance Health, Inc.		66-0949111		0001156039		PHM Multidisciplinary Clinic Maunabo LLC	..PR	..NIA	PHM MultiDisciplinary Clinic, LLC	Ownership	100.000	Elevance Health, Inc.	..NO	
.0671	Elevance Health, Inc.		66-0859950		0001156039		PHM MultiDisciplinary Clinic, LLC	..PR	..NIA	PHM MultiSalud, LLC	Ownership	100.000	Elevance Health, Inc.	..NO	
.0671	Elevance Health, Inc.		66-0867882		0001156039		PHM MultiSalud, LLC	..PR	..NIA	Physician Group Practices, LLC	Ownership	100.000	Elevance Health, Inc.	..NO	
.0671	Elevance Health, Inc.		66-0864171		0001156039		PHM Specialty Network, LLC	..PR	..NIA	PHM MultiSalud, LLC	Ownership	100.000	Elevance Health, Inc.	..NO	
.0671	Elevance Health, Inc.		66-0960976		0001156039		Physician Group Practices, LLC	..PR	..NIA	IPA Holdings, LLC	Ownership	100.000	Elevance Health, Inc.	..NO	
.0671	Elevance Health, Inc.	12178	66-0592131		0001156039		PMC Medicare Choice, LLC	..PR	..IA	MMM Holdings, LLC	Ownership	100.000	Elevance Health, Inc.	..NO	
.0671	Elevance Health, Inc.		47-5139459		0001156039		Raina Rx LLC	..NY	..NIA	BioPlus Parent, LLC	Ownership	100.000	Elevance Health, Inc.	..NO	
.0671	Elevance Health, Inc.		47-0851593		0001156039		RightCHOICE Managed Care, Inc.	..DE	..NIA	Anthem Holding Corp.	Ownership	100.000	Elevance Health, Inc.	..NO	
.0671	Elevance Health, Inc.		45-3667026		0001156039		River Medical Pharmacy, LLC	..FL	..NIA	BioPlus Parent, LLC	Ownership	100.000	Elevance Health, Inc.	..NO	
.0671	Elevance Health, Inc.						Rocky Mountain Hospital and Medical Service, Inc.	..CO	..IA	ATH Holding Company, LLC	Ownership	100.000	Elevance Health, Inc.	..NO	
.0671	Elevance Health, Inc.	11011	84-0747736		0001156039		Santa Barbara Specialty Pharmacy, LLC	..CA	..NIA	BioPlus Parent, LLC	Ownership	100.000	Elevance Health, Inc.	..NO	
.0671	Elevance Health, Inc.		46-2787212		0001156039		SellCore, Inc.	..DE	..NIA	Elevance Health, Inc.	Ownership	100.000	Elevance Health, Inc.	..NO	
.0671	Elevance Health, Inc.		20-0473316		0001156039		Simply Healthcare Plans, Inc.	..FL	..IA	AMERIGROUP Corporation	Ownership	100.000	Elevance Health, Inc.	..NO	
.0671	Elevance Health, Inc.	13726	27-0945036		0001156039		Southeast Services, Inc.	..VA	..NIA	Anthem Southeast, Inc.	Ownership	100.000	Elevance Health, Inc.	..NO	
.0671	Elevance Health, Inc.		55-0712302		0001156039		State Sponsored Services, Inc.	..IN	..NIA	UNICARE Specialty Services, Inc.	Ownership	100.000	Elevance Health, Inc.	..NO	
.0671	Elevance Health, Inc.		45-4071004		0001156039										

STATEMENT AS OF JUNE 30, 2023 OF THE Amerigroup Iowa, Inc.

**SCHEDULE Y**  
**PART 1A - DETAIL OF INSURANCE HOLDING COMPANY SYSTEM**

1	2	3	4	5	6	7	8	9	10	11	12	13	14	15	16
Group Code	Group Name	NAIC Company Code	ID Number	Federal RSSD	CIK	Name of Securities Exchange if Publicly Traded (U.S. or International)	Names of Parent, Subsidiaries Or Affiliates	Domiciliary Location	Relationship to Reporting Entity	Directly Controlled by (Name of Entity/Person)	Type of Control (Ownership, Board, Management, Attorney-in-Fact, Influence, Other)	If Control is Ownership Provide Percentage	Ultimate Controlling Entity(ies)/Person(s)	Is an SCA Filing Required? (Yes/No)	*
.0671	Elevance Health, Inc.		45-5443372		0001156039		The Elevance Health Companies of California, Inc.	..CA	.....NIA	ATH Holding Company, LLC	Ownership	100.000	Elevance Health, Inc.	..NO	
.0671	Elevance Health, Inc.		35-1835818		0001156039		The Elevance Health Companies, Inc.	..IN	.....NIA	ATH Holding Company, LLC	Ownership	100.000	Elevance Health, Inc.	..NO	
.0671	Elevance Health, Inc.				0001156039		Triadd NY, LLC dba MyCompass	..NY	.....NIA	Alliance Care Management, LLC	Ownership	25.000	Elevance Health, Inc.	..NO	0111
.0671	Elevance Health, Inc.		43-1967924		0001156039		TrustSolutions, LLC	..WI	.....NIA	Federal Government Solutions, LLC	Ownership	100.000	Elevance Health, Inc.	..NO	
.0671	Elevance Health, Inc.	11810	84-1620480		0001156039		UNICARE Health Plan of West Virginia, Inc.	..WV	.....IA	UNICARE National Services, Inc.	Ownership	100.000	Elevance Health, Inc.	..NO	
.0671	Elevance Health, Inc.		36-3899137		0001156039		UNICARE Illinois Services, Inc.	..IL	.....NIA	UNICARE National Services, Inc.	Ownership	100.000	Elevance Health, Inc.	..NO	
.0671	Elevance Health, Inc.	80314	52-0913817		0001156039		UNICARE Life & Health Insurance Company	..IN	.....IA	UNICARE National Services, Inc.	Ownership	100.000	Elevance Health, Inc.	..NO	
.0671	Elevance Health, Inc.		95-4635507		0001156039		UNICARE National Services, Inc.	..DE	.....NIA	Anthem Holding Corp.	Ownership	100.000	Elevance Health, Inc.	..NO	
.0671	Elevance Health, Inc.		77-0494551		0001156039		UNICARE Specialty Services, Inc.	..DE	.....NIA	Anthem Holding Corp.	Ownership	100.000	Elevance Health, Inc.	..NO	
.0671	Elevance Health, Inc.	95799	75-2749263		0001156039		ValueOptions of Texas, Inc.	..TX	.....IA	Carlon Behavioral Health, Inc.	Ownership	100.000	Elevance Health, Inc.	..NO	
.0671	Elevance Health, Inc.		66-0865037		0001156039		VITA CARE, LLC	..PR	.....NIA	MSO Holdings, LLC	Ownership	100.000	Elevance Health, Inc.	..NO	
.0671	Elevance Health, Inc.		20-0660563		0001156039		WellMax Health Medical Centers, LLC	..FL	.....NIA	Delivery Network, LLC	Ownership	100.000	Elevance Health, Inc.	..NO	
.0671	Elevance Health, Inc.		20-0660644		0001156039		WellMax Health Physicians Network, LLC	..FL	.....NIA	Delivery Network, LLC	Ownership	100.000	Elevance Health, Inc.	..NO	
.0671	Elevance Health, Inc.		20-4405193		0001156039		WellPoint Acquisition, LLC	..IN	.....NIA	Elevance Health, Inc.	Ownership	100.000	Elevance Health, Inc.	..NO	
.0671	Elevance Health, Inc.		95-4640531		0001156039		WellPoint California Services, Inc.	..DE	.....NIA	Anthem Holding Corp.	Ownership	100.000	Elevance Health, Inc.	..NO	
.0671	Elevance Health, Inc.		95-4657170		0001156039		WellPoint Dental Services, Inc.	..DE	.....NIA	UNICARE Specialty Services, Inc.	Ownership	100.000	Elevance Health, Inc.	..NO	
.0671	Elevance Health, Inc.		47-2546820		0001156039		Wellpoint Federal Corporation	..IN	.....NIA	Federal Government Solutions, LLC	Ownership	100.000	Elevance Health, Inc.	..NO	
.0671	Elevance Health, Inc.		81-2874917		0001156039		WellPoint Health Solutions, Inc.	..DE	.....NIA	Federal Government Solutions, LLC	Ownership	100.000	Elevance Health, Inc.	..NO	
.0671	Elevance Health, Inc.		20-3620996		0001156039		WellPoint Holding Corp	..DE	.....NIA	Elevance Health, Inc.	Ownership	100.000	Elevance Health, Inc.	..NO	
.0671	Elevance Health, Inc.		45-2736438		0001156039		WellPoint Information Technology Services, Inc.	..CA	.....NIA	Blue Cross of California	Ownership	100.000	Elevance Health, Inc.	..NO	
.0671	Elevance Health, Inc.		36-4595641		0001156039		WellPoint Insurance Services, Inc.	..HI	.....NIA	Elevance Health, Inc.	Ownership	100.000	Elevance Health, Inc.	..NO	
.0671	Elevance Health, Inc.	95832	51-0387398		0001156039		Wellpoint Maryland, Inc.	..MD	.....IA	AMERIGROUP Corporation	Ownership	100.000	Elevance Health, Inc.	..NO	
.0671	Elevance Health, Inc.		92-3489706		0001156039		Wellpoint South Carolina, Inc.	..SC	.....NIA	Anthem Partnership Holding Company, LLC	Ownership	100.000	Elevance Health, Inc.	..NO	
.0671	Elevance Health, Inc.	95314	75-2603231		0001156039		Wellpoint Texas, Inc.	..TX	.....IA	AMERIGROUP Corporation	Ownership	100.000	Elevance Health, Inc.	..NO	
.0671	Elevance Health, Inc.	15929	47-5569628		0001156039		Wisconsin Collaborative Insurance Company	..WI	.....IA	Crossroads Acquisition Corp.	Ownership	100.000	Elevance Health, Inc.	..NO	

Asterisk	Explanation
0100	Insurer is deemed to be an insurance affiliate in column 10 and has an NAIC Company Code in column 3. However, it does not file an NAIC statutory statement because it is regulated by the New York State Department of Health.
0101	Insurer is deemed to be an insurance affiliate in column 10, but does not have an NAIC Company Code in column 3 because it is regulated by the California Department of Managed Health Care.
0102	CCHA, LLC is a joint venture 50% owned by Anthem Partnership Holding Company, LLC and 50% owned by Colorado Community Health Alliance, LLC, a non-affiliate.
0103	Owned 77% by Centros Medicos Unidos del Oeste, LLC, 13% by Asociacion de Medicos del Oeste, Inc. (a non-affiliate) and 10% by Doctores Asociados del Noroeste, Inc. (a non-affiliate).
0104	Community Care Health Plan of Louisiana, Inc. is a joint venture 75% owned by Anthem Partnership Holding Company, LLC and 25% owned by Louisiana Health Service & Indemnity Company d/b/a Blue Cross and Blue Shield of Louisiana (a non-affiliate).
0105	AMH Health, LLC is a joint venture 50% owned by Anthem Partnership Holding Company, LLC and 50% by MaineHealth, a non-affiliate.
0106	Momentum Health Partners, LLC is a joint venture 50% owned by Anthem Partnership Holding Company, LLC and 50% owned by Blue Cross and Blue Shield of North Carolina, a non-affiliate.
0107	GR Health Solutions, LLC is a joint venture 50% owned by Anthem Partnership Holding Company, LLC and 50% owned by Independence Blue Cross, LLC, a non-affiliate.
0108	Owned 50% by Centro Medicina Familiar del Norte, LLC and 50% by ACO del Norte, LLC, a non-affiliated entity.
0109	83.33% owned by unaffiliated investors
0110	Community Care Health Plan of Nebraska, Inc. is a joint venture 95% owned by Anthem Partnership Holding Company, LLC and 5% owned by Blue Cross and Blue Shield of Nebraska, a non-affiliate.
0111	Triadd NY, LLC dba MyCompass (NY) is owned 25% by Alliance Care Management, LLC and 75% by non-affiliates.
0112	Community Care Health Plan of Kansas, Inc. is a joint venture 90% owned by Anthem Partnership Holding Company, LLC, 5% owned by Blue Cross and Blue Shield of Kansas (a non-affiliate), and 5% owned by Blue Cross and Blue Shield of Kansas City, a non-affiliate.
0113	APC Passe, LLC is 49% owned by Anthem Partnership Holding Company, LLC and 51% owned by the Arkansas Provider Coalition, LLC, which is not affiliated with Anthem, Inc.
0114	Government Healthcare Solutions LLC. is a joint venture 49% owned by National Government Services, Inc. and 51% owned by MKS2 LLC (non-affiliate)

## SUPPLEMENTAL EXHIBITS AND SCHEDULES INTERROGATORIES

The following supplemental reports are required to be filed as part of your statement filing. However, in the event that your company does not transact the type of business for which the special report must be filed, your response of NO to the specific interrogatory will be accepted in lieu of filing a "NONE" report and a bar code will be printed below. If the supplement is required of your company but is not being filed for whatever reason enter SEE EXPLANATION and provide an explanation following the interrogatory questions.

	Response
1. Will the Medicare Part D Coverage Supplement be filed with the state of domicile and the NAIC with this statement? .....	NO

**AUGUST FILING**

2. Will the regulator-only (non-public) Communication of Internal Control Related Matters Noted in Audit be filed with the state of domicile and electronically with the NAIC (as a regulator-only non-public document) by August 1? The response for 1st and 3rd quarters should be N/A. A NO response resulting with a bar code is only appropriate in the 2nd quarter. ....	YES
--	-----

Explanation:

1.

Bar Code:

1. Medicare Part D Coverage Supplement [Document Identifier 365]





**OVERFLOW PAGE FOR WRITE-INS**

**NONE**

STATEMENT AS OF JUNE 30, 2023 OF THE Amerigroup Iowa, Inc.

**SCHEDULE A - VERIFICATION**

Real Estate

	1 Year to Date	2 Prior Year Ended December 31
1. Book/adjusted carrying value, December 31 of prior year .....		
2. Cost of acquired:		
2.1 Actual cost at time of acquisition .....		
2.2 Additional investment made after acquisition .....		
3. Current year change in encumbrances .....		
4. Total gain (loss) on disposals .....		
5. Deduct amounts received on disposals .....		
6. Total foreign exchange change in book/adjusted carrying value .....		
7. Deduct current year's other than temporary impairment recognized .....		
8. Deduct current year's depreciation .....		
9. Book/adjusted carrying value at the end of current period (Lines 1+2+3+4-5+6-7-8) .....		
10. Deduct total nonadmitted amounts .....		
11. Statement value at end of current period (Line 9 minus Line 10)		

**NONE**

**SCHEDULE B - VERIFICATION**

Mortgage Loans

	1 Year to Date	2 Prior Year Ended December 31
1. Book value/recorded investment excluding accrued interest, December 31 of prior year .....		
2. Cost of acquired:		
2.1 Actual cost at time of acquisition .....		
2.2 Additional investment made after acquisition .....		
3. Capitalized deferred interest and other .....		
4. Accrual of discount .....		
5. Unrealized valuation increase (decrease) .....		
6. Total gain (loss) on disposals .....		
7. Deduct amounts received on disposals .....		
8. Deduct amortization of premium and mortgage interest points and commitment fees .....		
9. Total foreign exchange change in book value/recorded investment excluding accrued interest .....		
10. Deduct current year's other than temporary impairment recognized .....		
11. Book value/recorded investment excluding accrued interest at end of current period (Lines 1+2+3+4+5+6-7-8+9-10) .....		
12. Total valuation allowance .....		
13. Subtotal (Line 11 plus Line 12) .....		
14. Deduct total nonadmitted amounts .....		
15. Statement value at end of current period (Line 13 minus Line 14)		

**NONE**

**SCHEDULE BA - VERIFICATION**

Other Long-Term Invested Assets

	1 Year to Date	2 Prior Year Ended December 31
1. Book/adjusted carrying value, December 31 of prior year .....		
2. Cost of acquired:		
2.1 Actual cost at time of acquisition .....		
2.2 Additional investment made after acquisition .....		
3. Capitalized deferred interest and other .....		
4. Accrual of discount .....		
5. Unrealized valuation increase (decrease) .....		
6. Total gain (loss) on disposals .....		
7. Deduct amounts received on disposals .....		
8. Deduct amortization of premium and depreciation .....		
9. Total foreign exchange change in book/adjusted carrying value .....		
10. Deduct current year's other than temporary impairment recognized .....		
11. Book/adjusted carrying value at end of current period (Lines 1+2+3+4+5+6-7-8+9-10) .....		
12. Deduct total nonadmitted amounts .....		
13. Statement value at end of current period (Line 11 minus Line 12)		

**NONE**

**SCHEDULE D - VERIFICATION**

Bonds and Stocks

	1 Year to Date	2 Prior Year Ended December 31
1. Book/adjusted carrying value of bonds and stocks, December 31 of prior year .....	822,312,922	772,488,577
2. Cost of bonds and stocks acquired .....	121,140,110	807,965,892
3. Accrual of discount .....	1,786,414	2,373,910
4. Unrealized valuation increase (decrease) .....	(310,661)	(133,201)
5. Total gain (loss) on disposals .....	(2,827,274)	(29,076,879)
6. Deduct consideration for bonds and stocks disposed of .....	141,207,331	728,099,979
7. Deduct amortization of premium .....	1,432,042	3,081,915
8. Total foreign exchange change in book/adjusted carrying value .....	0	
9. Deduct current year's other than temporary impairment recognized .....	0	
10. Total investment income recognized as a result of prepayment penalties and/or acceleration fees .....	(81,988)	(123,483)
11. Book/adjusted carrying value at end of current period (Lines 1+2+3+4+5-6-7+8-9+10) .....	799,380,150	822,312,922
12. Deduct total nonadmitted amounts .....	0	
13. Statement value at end of current period (Line 11 minus Line 12)	799,380,150	822,312,922

STATEMENT AS OF JUNE 30, 2023 OF THE Amerigroup Iowa, Inc.

**SCHEDULE D - PART 1B**

Showing the Acquisitions, Dispositions and Non-Trading Activity  
During the Current Quarter for all Bonds and Preferred Stock by NAIC Designation

NAIC Designation	1 Book/Adjusted Carrying Value Beginning of Current Quarter	2 Acquisitions During Current Quarter	3 Dispositions During Current Quarter	4 Non-Trading Activity During Current Quarter	5 Book/Adjusted Carrying Value End of First Quarter	6 Book/Adjusted Carrying Value End of Second Quarter	7 Book/Adjusted Carrying Value End of Third Quarter	8 Book/Adjusted Carrying Value December 31 Prior Year
<b>BONDS</b>								
1. NAIC 1 (a) .....	512,222,203	36,334,979	28,473,734	809,938	512,222,203	520,893,386	0	511,726,787
2. NAIC 2 (a) .....	300,661,481	16,116,907	11,039,497	53,028	300,661,481	305,791,919	0	309,570,565
3. NAIC 3 (a) .....	4,517,066	0	0	(132,850)	4,517,066	4,384,216	0	1,015,570
4. NAIC 4 (a) .....	0	0	0	0	0	0	0	0
5. NAIC 5 (a) .....	0	0	0	0	0	0	0	0
6. NAIC 6 (a) .....	0	0	0	0	0	0	0	0
7. Total Bonds	817,400,750	52,451,886	39,513,231	730,116	817,400,750	831,069,521	0	822,312,922
<b>PREFERRED STOCK</b>								
8. NAIC 1 .....	0	0	0	0	0	0	0	0
9. NAIC 2 .....	0	0	0	0	0	0	0	0
10. NAIC 3 .....	0	0	0	0	0	0	0	0
11. NAIC 4 .....	0	0	0	0	0	0	0	0
12. NAIC 5 .....	0	0	0	0	0	0	0	0
13. NAIC 6 .....	0	0	0	0	0	0	0	0
14. Total Preferred Stock	0	0	0	0	0	0	0	0
15. Total Bonds and Preferred Stock	817,400,750	52,451,886	39,513,231	730,116	817,400,750	831,069,521	0	822,312,922

(a) Book/Adjusted Carrying Value column for the end of the current reporting period includes the following amount of short-term and cash equivalent bonds by NAIC designation:

NAIC 1 \$ 31,689,371 ; NAIC 2 \$ 0 ; NAIC 3 \$ 0 ; NAIC 4 \$ 0 ; NAIC 5 \$ 0 ; NAIC 6 \$ 0

S102

**SCHEDULE DA - PART 1**

Short-Term Investments

	1	2	3	4	5
	Book/Adjusted Carrying Value	Par Value	Actual Cost	Interest Collected Year-to-Date	Paid for Accrued Interest Year-to-Date
7709999999 Totals	31,689,371	xxx	31,186,304	0	0

**SCHEDULE DA - VERIFICATION**

Short-Term Investments

	1	2
	Year To Date	Prior Year Ended December 31
1. Book/adjusted carrying value, December 31 of prior year .....	0	
2. Cost of short-term investments acquired .....	31,186,304	1,205,773
3. Accrual of discount .....	503,067	0
4. Unrealized valuation increase (decrease) .....	0	0
5. Total gain (loss) on disposals .....	0	(4,824)
6. Deduct consideration received on disposals .....	0	1,190,214
7. Deduct amortization of premium .....	0	10,735
8. Total foreign exchange change in book/adjusted carrying value .....	0	0
9. Deduct current year's other than temporary impairment recognized .....	0	0
10. Book/adjusted carrying value at end of current period (Lines 1+2+3+4+5-6-7+8-9) .....	31,689,371	0
11. Deduct total nonadmitted amounts .....	0	0
12. Statement value at end of current period (Line 10 minus Line 11)	31,689,371	0

Schedule DB - Part A - Verification - Options, Caps, Floors, Collars, Swaps and Forwards

**N O N E**

Schedule DB - Part B - Verification - Futures Contracts

**N O N E**

Schedule DB - Part C - Section 1 - Replication (Synthetic Asset) Transactions (RSATs) Open

**N O N E**

Schedule DB-Part C-Section 2-Reconciliation of Replication (Synthetic Asset) Transactions Open

**N O N E**

Schedule DB - Verification - Book/Adjusted Carrying Value, Fair Value and Potential Exposure of  
Derivatives

**N O N E**

**SCHEDULE E - PART 2 - VERIFICATION**

(Cash Equivalents)

	1	2
	Year To Date	Prior Year Ended December 31
1. Book/adjusted carrying value, December 31 of prior year .....	65,000,000	0
2. Cost of cash equivalents acquired .....	1,060,000,000	3,240,000,000
3. Accrual of discount .....	0	0
4. Unrealized valuation increase (decrease) .....	0	0
5. Total gain (loss) on disposals .....	9,995	4,008
6. Deduct consideration received on disposals .....	1,060,009,995	3,175,004,008
7. Deduct amortization of premium .....	0	0
8. Total foreign exchange change in book/adjusted carrying value .....	0	0
9. Deduct current year's other than temporary impairment recognized .....	0	0
10. Book/adjusted carrying value at end of current period (Lines 1+2+3+4+5-6-7+8-9) .....	65,000,000	65,000,000
11. Deduct total nonadmitted amounts .....	0	0
12. Statement value at end of current period (Line 10 minus Line 11)	65,000,000	65,000,000

Schedule A - Part 2 - Real Estate Acquired and Additions Made

**N O N E**

Schedule A - Part 3 - Real Estate Disposed

**N O N E**

Schedule B - Part 2 - Mortgage Loans Acquired and Additions Made

**N O N E**

Schedule B - Part 3 - Mortgage Loans Disposed, Transferred or Repaid

**N O N E**

Schedule BA - Part 2 - Other Long-Term Invested Assets Acquired and Additions Made

**N O N E**

Schedule BA - Part 3 - Other Long-Term Invested Assets Disposed, Transferred or Repaid

**N O N E**

STATEMENT AS OF JUNE 30, 2023 OF THE Amerigroup Iowa, Inc.

**SCHEDULE D - PART 3**

Show All Long-Term Bonds and Stock Acquired During the Current Quarter

1	2	3	4	5	6	7	8	9	10
CUSIP Identification	Description	Foreign	Date Acquired	Name of Vendor	Number of Shares of Stock	Actual Cost	Par Value	Paid for Accrued Interest and Dividends	NAIC Designation, NAIC Designation Modifier and SVO Administrative Symbol
91282C-EP-2	US TREASURY N B 2.875% 05/15/32		06/29/2023	Various		15,760,245	16,880,000	26,116	1.A
<b>0109999999. Subtotal - Bonds - U.S. Governments</b>									<b>XXX</b>
082805-EK-4	BENTON CNTY OR 5.000% 06/01/48		06/16/2023	Pierpont Securities		1,088,920	1,000,000	0	1.B FE
<b>0709999999. Subtotal - Bonds - U.S. Political Subdivisions of States, Territories and Possessions</b>									<b>XXX</b>
154871-BZ-9	CENTRAL PLAINS ENERGY PROJ SERIES B 4.500% 09/01/25		04/25/2023	Goldman Sachs & Co		740,160	750,000	5,250	2.A FE
546399-MU-7	LOUISIANA PUB FACS AUTH REVENU 2.880% 06/01/33		06/27/2023	Raymond James & Associates		408,765	500,000	1,120	1.E FE
546399-MV-5	LOUISIANA PUB FACS AUTH REVENU 2.980% 06/01/34		06/28/2023	Raymond James & Associates		1,616,940	2,000,000	4,801	1.E FE
57420N-DF-5	MARYLAND ST ECON DEV CORP ECON SERIES B 4.250% 06/01/31		06/28/2023	WELLS FARGO SECURITIES		310,072	350,000	1,198	2.B FE
67760H-MY-4	OHIO ST TPK COMM TPK REV SERIES A 2.401% 02/15/30		06/15/2023	J P Morgan		426,207	490,000	4,085	1.E FE
<b>0909999999. Subtotal - Bonds - U.S. Special Revenues</b>									<b>XXX</b>
06406R-BQ-9	BANK OF NY MELLON CORP 4.947% 04/26/27		04/19/2023	Goldman Sachs & Co		3,875,000	3,875,000	0	1.E FE
12569U-AA-9	CIM TRUST SERIES 2023-R4 CLASS A1 144A 5.000% 05/25/62		04/26/2023	CITIGROUP GBL MKTS		3,895,840	3,950,000	18,104	1.A FE
12595X-AS-2	CSAIL COMMERCIAL MORTGAGE TR SERIES 2018-CX12 CLASS A3 3.959% 08/15/51		04/04/2023	WELLS FARGO SECURITIES		1,949,902	2,050,000	1,127	1.A FE
16411Q-AP-6	CHENIERE ENERGY PARTNERS SERIES 144A 5.950% 06/30/33		06/06/2023	Morgan Stanley		399,096	400,000	0	2.C FE
233331-BJ-5	DTE ENERGY CO 4.875% 06/01/28		05/08/2023	WELLS FARGO SECURITIES		3,897,972	3,900,000	0	2.B FE
32113C-BV-1	FIRST NATIONAL MASTER NOTE TRU SERIES 2023-1 CLASS A 5.150% 04/16/29		04/21/2023	WELLS FARGO SECURITIES		3,874,668	3,875,000	0	1.A FE
404119-CP-2	HCA INC 5.200% 06/01/28		05/01/2023	Bank of America		798,688	800,000	0	2.C FE
42250P-AE-3	HEALTHPEAK PROPERTIES 5.250% 12/15/32		05/01/2023	WELLS FARGO SECURITIES		2,950,680	3,000,000	49,438	2.A FE
647915-AA-5	NEW RESIDENTIAL MORTGAGE LOAN SERIES 2023-1 CLASS A 144A 3.500% 01/25/63		05/10/2023	NOMURA SEC INTERNATIONAL INC		1,938,491	2,100,000	8,983	1.A FE
90320W-AG-8	UPMC 5.035% 05/15/33		04/04/2023	RBC Capital Markets		1,500,000	1,500,000	0	1.F FE
00973R-AM-5	AKER BP ASA SERIES 144A 6.000% 06/13/33	D.	06/07/2023	Merill Lynch Pierce Fenner		1,995,240	2,000,000	0	2.B FE
636274-AE-2	NATIONAL GRID PLC 5.809% 06/12/33	D.	06/07/2023	Bank of America		5,025,000	5,025,000	0	2.B FE
<b>1109999999. Subtotal - Bonds - Industrial and Miscellaneous (Unaffiliated)</b>									<b>XXX</b>
<b>2509999997. Total - Bonds - Part 3</b>									<b>XXX</b>
<b>2509999998. Total - Bonds - Part 5</b>									<b>XXX</b>
<b>2509999999. Total - Bonds</b>									<b>XXX</b>
<b>4509999997. Total - Preferred Stocks - Part 3</b>									<b>XXX</b>
<b>4509999998. Total - Preferred Stocks - Part 5</b>									<b>XXX</b>
<b>4509999999. Total - Preferred Stocks</b>									<b>XXX</b>
<b>5989999997. Total - Common Stocks - Part 3</b>									<b>XXX</b>
<b>5989999998. Total - Common Stocks - Part 5</b>									<b>XXX</b>
<b>5989999999. Total - Common Stocks</b>									<b>XXX</b>
<b>5999999999. Total - Preferred and Common Stocks</b>									<b>XXX</b>
<b>6009999999 - Totals</b>									<b>XXX</b>

E04



STATEMENT AS OF JUNE 30, 2023 OF THE Amerigroup Iowa, Inc.

**SCHEDULE D - PART 4**

Show All Long-Term Bonds and Stock Sold, Redeemed or Otherwise Disposed of During the Current Quarter

1 CUSIP Ident- ification	2 Description	3 For- eign	4 Disposal Date	5 Name of Purchaser	6 Number of Shares of Stock	7 Consid- eration	8 Par Value	9 Actual Cost	10 Prior Year Book/ Adjusted Carrying Value	Change In Book/Adjusted Carrying Value					16 Book/ Adjusted Carrying Value at Disposal Date	17 Foreign Exchange Gain (Loss) on Disposal	18 Realized Gain (Loss) on Disposal	19 Total Gain (Loss) on Disposal	20 Bond Interest/ Stock Dividends Received During Year	21 Stated Con- tractual Maturity Date	22 NAIC Desig- nation, NAIC Desig- nation Modifier and SVO Admini- strative Symbol
										11 Unrealized Valuation Increase/ (Decrease)	12 Current Year's (Amor- tization)/ Accretion	13 Current Year's Other Than Temporary Impairment Recogn- ized	14 Total Change in Book/ Adjusted Carrying Value (11 + 12 - 13)	15 Total Foreign Exchange Change in Book /Adjusted Carrying Value							
..36179W-2X-5	GNMA POOL MA7990 4.00% 04/20/52		06/01/2023	Paydown		34,528	34,528	34,717	34,713	0	(185)	0	(185)	0	34,528	0	0	0	578	04/20/2052	1.A
..91282C-CS-8	US TREASURY N B 1.250% 08/15/31		05/10/2023	Various		1,292,419	1,525,000	1,328,061	1,339,081	0	6,463	0	6,463	0	1,345,544	0	(53,125)	(53,125)	13,563	08/15/2031	1.A
..91282C-CV-1	US TREASURY N B 1.125% 08/31/28		04/04/2023	JP Morgan		841,566	950,000	822,455	0	0	3,107	0	3,107	0	825,562	0	16,004	16,004	6,418	08/31/2028	1.A
..91282C-EE-7	US TREASURY N B 2.375% 03/31/29		05/10/2023	Fenner		448,318	475,000	454,961	456,283	0	972	0	972	0	457,255	0	(8,937)	(8,937)	6,935	03/31/2029	1.A
..91282C-EP-2	US TREASURY N B 2.875% 05/15/32		06/06/2023	Various		5,489,501	5,775,000	5,359,953	4,766,106	0	12,420	0	12,420	0	5,372,549	0	116,952	116,952	76,633	05/15/2032	1.A
<b>0109999999 Subtotal - Bonds - U.S. Governments</b>						<b>8,106,332</b>	<b>8,759,528</b>	<b>8,000,147</b>	<b>6,596,183</b>	<b>0</b>	<b>22,777</b>	<b>0</b>	<b>22,777</b>	<b>0</b>	<b>8,035,438</b>	<b>0</b>	<b>70,894</b>	<b>70,894</b>	<b>104,127</b>	<b>XXX</b>	<b>XXX</b>
..13063D-GB-8	CALIFORNIA ST 3.375% 04/01/25		05/24/2023	Samuel A Ramirez & Company		733,253	750,000	753,525	751,371	0	(238)	0	(238)	0	751,133	0	(17,880)	(17,880)	16,523	04/01/2025	1.C FE
<b>0509999999 Subtotal - Bonds - U.S. States, Territories and Possessions</b>						<b>733,253</b>	<b>750,000</b>	<b>753,525</b>	<b>751,371</b>	<b>0</b>	<b>(238)</b>	<b>0</b>	<b>(238)</b>	<b>0</b>	<b>751,133</b>	<b>0</b>	<b>(17,880)</b>	<b>(17,880)</b>	<b>16,523</b>	<b>XXX</b>	<b>XXX</b>
..072024-WS-7	BAY AREA CA TOLL AUTH TOLL BRI SERIES F 1 2.574% 04/01/31		05/02/2023	Call 91.7240		305,441	333,000	290,529	0	0	815	0	815	0	291,344	0	14,097	14,097	5,024	04/01/2031	1.C FE
..295542-QJ-6	ERIE PA WTR AUTH WTR REVENUE SERIES C 2.275% 12/01/25		05/23/2023	FIFTH THIRD SECURITIES		1,364,755	1,450,000	1,450,000	1,450,000	0	0	0	0	0	1,450,000	0	(85,246)	(85,246)	15,944	12/01/2025	1.C FE
..3128MJ-2A-7	FHLMC POOL G08768 4.500% 06/01/47		06/01/2023	Paydown		92,385	92,385	94,810	94,775	0	(2,390)	0	(2,390)	0	92,385	0	0	0	1,674	06/01/2047	1.A
..3128MJ-2C-3	FHLMC POOL G08770 3.500% 07/01/47		06/01/2023	Paydown		107,686	107,686	95,420	95,587	0	12,099	0	12,099	0	107,686	0	0	0	1,549	07/01/2047	1.A
..3132DN-VW-1	FHLMC POOL SD1497 3.000% 04/01/43		06/01/2023	Paydown		53,255	60,048	53,310	53,310	0	6,738	0	6,738	0	60,048	0	0	0	739	04/01/2043	1.A
..3132DV-MA-0	FHLMC POOL SD7553 3.000% 03/01/52		06/01/2023	Paydown		46,986	46,986	44,857	44,884	0	2,102	0	2,102	0	46,986	0	0	0	585	03/01/2052	1.A
..3133KM-MM-4	FHLMC POOL RA5764 2.000% 09/01/51		06/01/2023	Paydown		27,644	27,644	24,644	24,681	0	2,963	0	2,963	0	27,644	0	0	0	222	09/01/2051	1.A
..3133KP-GB-8	FHLMC POOL RA7394 4.000% 05/01/52		06/01/2023	Paydown		71,212	71,212	71,690	71,212	0	(470)	0	(470)	0	71,212	0	0	0	1,119	05/01/2052	1.A
..3133KY-V7-1	FHLMC POOL RB5138 2.000% 12/01/41		06/01/2023	Paydown		47,466	47,466	42,556	42,668	0	4,798	0	4,798	0	47,466	0	0	0	400	12/01/2041	1.A
..3140FP-AV-1	FNMA POOL BE3619 4.000% 05/01/47		06/01/2023	Paydown		8,469	8,469	8,744	8,734	0	(265)	0	(265)	0	8,469	0	0	0	143	05/01/2047	1.A
..3140FX-RW-4	FNMA POOL BF0500 3.000% 12/01/54		06/01/2023	Paydown		38,819	38,819	35,156	35,182	0	3,638	0	3,638	0	38,819	0	0	0	495	12/01/2054	1.A
..3140JX-RN-0	FNMA POOL B03192 3.000% 10/01/49		06/01/2023	Paydown		34,786	34,786	35,591	35,565	0	(779)	0	(779)	0	34,786	0	0	0	466	10/01/2049	1.A
..3140QE-BR-2	FNMA POOL CA6347 2.500% 07/01/50		06/01/2023	Paydown		97,908	97,908	90,290	90,385	0	7,523	0	7,523	0	97,908	0	0	0	1,032	07/01/2050	1.A
..3140J6-JS-1	FNMA POOL FM2972 4.000% 12/01/44		06/01/2023	Paydown		115,017	116,783	116,746	116,746	0	(1,729)	0	(1,729)	0	115,017	0	0	0	1,939	12/01/2044	1.A
..3140XF-A5-0	FNMA POOL FS0027 2.500% 11/01/51		06/01/2023	Paydown		41,703	41,703	38,263	38,303	0	3,400	0	3,400	0	41,703	0	0	0	420	11/01/2051	1.A
..3140XF-GA-3	FNMA POOL FS0192 2.500% 01/01/52		06/01/2023	Paydown		30,212	30,212	27,516	27,555	0	2,657	0	2,657	0	30,212	0	0	0	336	01/01/2052	1.A
..3140JG-LG-2	FNMA POOL FS1226 4.000% 05/01/49		06/01/2023	Paydown		39,724	39,724	40,223	40,223	0	(499)	0	(499)	0	39,724	0	0	0	674	05/01/2049	1.A
..3140XG-QT-9	FNMA POOL FS1365 2.500% 03/01/42		06/01/2023	Paydown		53,287	53,287	49,565	49,654	0	3,632	0	3,632	0	53,287	0	0	0	568	03/01/2042	1.A
..3140XG-VW-8	FNMA POOL FS1519 3.000% 04/01/52		06/01/2023	Paydown		36,748	36,748	35,019	35,043	0	1,704	0	1,704	0	36,748	0	0	0	446	04/01/2052	1.A
..3140XG-ZJ-1	FNMA POOL FS1644 3.000% 04/01/42		06/01/2023	Paydown		85,532	85,532	81,389	81,500	0	4,032	0	4,032	0	85,532	0	0	0	1,101	04/01/2042	1.A
..3140XH-G4-3	FNMA POOL FS2018 4.500% 03/01/50		06/01/2023	Paydown		116,147	116,147	113,443	113,472	0	2,675	0	2,675	0	116,147	0	0	0	2,179	03/01/2050	1.A
..31418C-XP-4	FNMA POOL MA3385 4.500% 06/01/48		06/01/2023	Paydown		100,184	100,184	102,861	102,794	0	(2,611)	0	(2,611)	0	100,184	0	0	0	1,921	06/01/2048	1.A
..31418D-GL-0	FNMA POOL MA3802 3.000% 10/01/49		06/01/2023	Paydown		16,620	16,620	16,812	16,805	0	(184)	0	(184)	0	16,620	0	0	0	210	10/01/2049	1.A
..59447T-UG-6	MICHIGAN ST FIN AUTH REVENUE SERIES A-2 2.988% 09/01/49		05/24/2023	WELLS FARGO SECURITIES Redemption 100.0000		899,961	930,000	932,474	930,605	0	(217)	0	(217)	0	930,388	0	(30,427)	(30,427)	20,455	09/01/2049	1.C FE
..610758-AA-2	MONROE CNTY NY INDL DEV AGY MF SERIES A 4.840% 11/01/40		06/26/2023			3,701	3,701	3,701	3,701	0	0	0	0	3,701	0	0	0	56	11/01/2040	1.A FE	
..64990G-TU-6	NEW YORK ST DORM AUTH REVENUES SERIES B 2.258% 07/01/24		05/23/2023	WELLS FARGO SECURITIES		2,412,650	2,500,000	2,500,000	2,500,000	0	0	0	0	2,500,000	0	(87,350)	(87,350)	50,805	07/01/2024	1.E FE	
..650009-R9-6	NEW YORK ST THRUWAY AUTH SERIES MI 2.256% 01/01/25		05/23/2023	OPPENHEIMER & CO		1,916,740	2,000,000	2,000,000	2,000,000	0	0	0	0	2,000,000	0	(83,260)	(83,260)	40,608	01/01/2025	1.F FE	
..677525-WS-2	OHIO ST AIR QUALITY DEV AUTH SERIES A 4.250% 11/01/40		05/30/2023	Goldman Sachs & Co		247,500	250,000	250,000	250,000	0	0	0	0	250,000	0	(2,500)	(2,500)	5,313	11/01/2040	2.A FE	
..67760H-MX-6	OHIO ST TPK COMM TPK REV SERIES A 2.351% 02/15/29		05/09/2023	FHN FINANCIAL SECURITIES CORP		712,480	800,000	800,000	800,000	0	0	0	0	800,000	0	(87,520)	(87,520)	13,897	02/15/2029	1.E FE	

STATEMENT AS OF JUNE 30, 2023 OF THE Amerigroup Iowa, Inc.

**SCHEDULE D - PART 4**

Show All Long-Term Bonds and Stock Sold, Redeemed or Otherwise Disposed of During the Current Quarter

1 CUSIP Ident- ification	2 Description	3 For- eign	4 Disposal Date	5 Name of Purchaser	6 Number of Shares of Stock	7 Consid- eration	8 Par Value	9 Actual Cost	10 Prior Year Book/ Adjusted Carrying Value	Change In Book/Adjusted Carrying Value					16 Book/ Adjusted Carrying Value at Disposal Date	17 Foreign Exchange Gain (Loss) on Disposal	18 Realized Gain (Loss) on Disposal	19 Total Gain (Loss) on Disposal	20 Bond Interest/ Stock Dividends Received During Year	21 Stated Con- tractual Maturity Date	22 NAIC Desig- nation, NAIC Desig- nation Modifier and SVO Admini- strative Symbol
										11 Unrealized Valuation Increase/ (Decrease)	12 Current Year's (Amor- tization)/ Accretion	13 Other Than Temporary Impairment Recog- nized	14 Total Change in Book/ Adjusted Carrying Value (11 + 12 - 13)	15 Total Foreign Exchange Change in Book /Adjusted Carrying Value							
..759831-DA-5	RENO NV CAPITAL IMPT REVENUE SERIES A-2 3.750% 06/01/24		06/01/2023	Redemption 100.0000		110,000	110,000	110,000	110,000	0	0	0	0	0	110,000	0	0	0	2,063	06/01/2024	1.E FE
..783186-UC-1	RUTGERS NJ ST UNIV SERIES R 2.349% 05/01/25		05/23/2023	BARCLAYS CAPITAL		4,576,320	4,800,000	4,800,000	4,800,000	0	0	0	0	0	4,800,000	0	(223,680)	(223,680)	63,893	05/01/2025	1.E FE
<b>0909999999 Subtotal - Bonds - U.S. Special Revenues</b>						<b>13,818,131</b>	<b>14,445,284</b>	<b>14,355,601</b>	<b>14,063,854</b>	<b>0</b>	<b>49,632</b>	<b>0</b>	<b>49,632</b>	<b>0</b>	<b>14,404,016</b>	<b>0</b>	<b>(585,886)</b>	<b>(585,886)</b>	<b>236,276</b>	<b>XXX</b>	<b>XXX</b>
..038370-AA-0	AQUA FINANCE TRUST SERIES 2019-A CLASS A 144A 3.140% 07/16/40		06/15/2023	Paydown		9,152	9,152	9,150	9,150	0	1	0	1	0	9,152	0	0	0	121	07/16/2040	1.E FE
..042858-AB-6	ARROYO MORTGAGE TRUST SERIES 2019-2 CLASS A2 144A 3.498% 04/25/49		06/01/2023	Paydown		8,776	8,776	8,776	8,767	0	9	0	9	0	8,776	0	0	0	127	04/25/2049	1.A
..042859-AA-6	ARROYO MORTGAGE TRUST SERIES 2019-1 CLASS A1 144A 3.805% 01/25/49		06/01/2023	Paydown		1,921	1,921	1,921	1,918	0	3	0	3	0	1,921	0	0	0	31	01/25/2049	1.A
..12567N-AA-7	CIM TRUST SERIES 2022-R2 CLASS A1 144A 3.750% 12/25/61		06/01/2023	Paydown		67,031	67,031	65,571	65,679	0	1,352	0	1,352	0	67,031	0	0	0	1,081	12/25/2061	1.A
..12569U-AA-9	CIM TRUST SERIES 2023-R4 CLASS A1 144A 5.000% 05/25/62		06/01/2023	Paydown		77,323	77,323	76,263	0	0	1,060	0	1,060	0	77,323	0	0	0	560	05/25/2062	1.A FE
..172967-MF-5	CITIGROUP INC 3.352% 04/24/25		05/23/2023	Goldman Sachs & Co		3,418,695	3,500,000	3,631,495	3,539,241	0	(11,811)	0	(11,811)	0	3,527,431	0	(108,736)	(108,736)	68,763	04/24/2025	1.G FE
..20268C-AA-6	COMMONBOND STUDENT LOAN T SERIES 2019-AGS CLASS A 144A 2.540% 01/25/47		06/25/2023	Paydown		26,144	26,144	26,135	26,138	0	7	0	7	0	26,144	0	0	0	276	01/25/2047	1.A FE
..35041J-AA-3	FOUNDATION FINANCE TRUST SERIES 2019-1A CLASS A 144A 3.860% 11/15/34		06/15/2023	Paydown		15,860	15,860	15,858	15,859	0	1	0	1	0	15,860	0	0	0	255	11/15/2034	1.A FE
..35041K-AA-0	FOUNDATION FINANCE TRUST SERIES 2020-1A CLASS A 144A 3.540% 07/16/40		06/15/2023	Paydown		147,439	147,439	147,423	147,427	0	12	0	12	0	147,439	0	0	0	2,179	07/16/2040	1.C FE
..38869P-AN-4	GRAPHIC PACKAGING INTERN SERIES 144A 0.821% 04/15/24		05/30/2023	BARCLAYS CAPITAL		3,233,916	3,380,000	3,196,470	3,257,381	0	39,014	0	39,014	0	3,296,395	0	(62,478)	(62,478)	17,421	04/15/2024	2.C FE
..43732V-AT-3	HOME PARTNERS OF AMERICA TRUST SERIES 2021-2 CLASS A 144A 1.901% 12/17/26		06/01/2023	Paydown		75,388	75,388	67,899	68,680	0	6,708	0	6,708	0	75,388	0	0	0	519	12/17/2026	1.A FE
..448579-AL-6	HYATT HOTELS CORP 1.300% 10/01/23		05/30/2023	Morgan Stanley		1,476,855	1,500,000	1,499,115	1,499,666	0	185	0	185	0	1,499,851	0	(22,996)	(22,996)	13,000	10/01/2023	2.C FE
..44891A-BM-8	HYUNDAI CAPITAL AMERICA SERIES 144A 1.250% 09/18/23		05/30/2023	RBC Capital Markets		3,451,210	3,500,000	3,496,710	3,499,206	0	463	0	463	0	3,499,689	0	(48,459)	(48,459)	30,747	09/18/2023	2.A FE
..45276K-AA-5	IMPERIAL FUND LLC SERIES 2022-NQM3 CLASS A1 144A 4.380% 05/25/67		06/01/2023	Paydown		158,419	158,419	158,417	158,360	0	59	0	59	0	158,419	0	0	0	3,076	05/25/2067	1.A FE
..46591F-AC-8	MORGAN STANLEY BAML TRUST SERIES 2013-C12 CLASS A4 4.259% 10/15/46		06/01/2023	Paydown		1,943	1,943	1,987	1,960	0	(17)	0	(17)	0	1,943	0	0	0	28	11/25/2049	1.A
..61762X-AU-1	NAVIENT STUDENT LOAN TRUST SERIES 2021-EA CLASS A 144A 0.970% 12/16/69		06/15/2023	Paydown		642,616	642,616	651,452	646,364	0	(3,748)	0	(3,748)	0	642,616	0	0	0	13,685	10/15/2046	1.A
..63942E-AA-6	NELNET STUDENT LOAN TRUST SERIES 2021-A CLASS APT1 144A 1.360% 04/20/62		06/20/2023	Paydown		188,650	188,650	176,624	177,555	0	11,095	0	11,095	0	188,650	0	0	0	1,058	04/20/2062	1.A FE
..647915-AA-5	NEW RESIDENTIAL MORTGAGE LOAN SERIES 2023-1 CLASS A 144A 3.500% 01/25/63		06/01/2023	Paydown		45,492	45,492	41,993	0	0	3,499	0	3,499	0	45,492	0	0	0	219	01/25/2063	1.A FE
..74333T-AA-7	PROGRESS RESIDENTIAL TRUST SERIES 2021-SFRB CLASS A 144A 1.510% 10/17/38		06/01/2023	Paydown		7,886	7,886	7,050	7,198	0	688	0	688	0	7,886	0	0	0	45	10/17/2038	1.A FE
..80290C-AS-3	SANTANDER BANK AUTO CREDIT LI SERIES 2022-A CLASS B 144A 5.281% 05/15/32		06/15/2023	Paydown		365,620	365,620	365,620	365,620	0	0	0	0	0	365,620	0	0	0	7,993	05/15/2032	2.B FE
..83404L-AC-5	SOCIAL PROFESSIONAL LOAN PROGR SERIES 16-D CLASS A2B 144A 2.340% 04/25/33		04/25/2023	Paydown		48,545	48,545	47,337	48,168	0	378	0	378	0	48,545	0	0	0	379	04/25/2033	1.A FE
..89177L-AM-5	TOWD POINT MORTGAGE TRUST SERIES 2019-3 CLASS A1 144A 3.750% 02/25/59		06/01/2023	Paydown		129,410	129,410	128,343	128,414	0	995	0	995	0	129,410	0	0	0	2,018	02/25/2059	1.A
..89180H-AA-5	TOWD POINT MORTGAGE TRUST SERIES 2022-2 CLASS A1 144A 3.750% 07/01/62		06/01/2023	Paydown		90,740	90,740	86,935	87,120	0	3,621	0	3,621	0	90,740	0	0	0	1,361	07/01/2062	1.A

E05.1

STATEMENT AS OF JUNE 30, 2023 OF THE Amerigroup Iowa, Inc.

**SCHEDULE D - PART 4**

Show All Long-Term Bonds and Stock Sold, Redeemed or Otherwise Disposed of During the Current Quarter

1	2	3	4	5	6	7	8	9	10	Change In Book/Adjusted Carrying Value					16	17	18	19	20	21	22			
										11	12	13	14	15										
CUSIP Identification	Description	For- eign	Disposal Date	Name of Purchaser	Number of Shares of Stock	Consid- eration	Par Value	Actual Cost	Prior Year Book/ Adjusted Carrying Value	Unrealized Valuation Increase/ (Decrease)	Current Year's (Amor- tization)/ Accretion	Current Year's Other Than Temporary Impairment Recogn- ized	Total Change in Book/ Adjusted Carrying Value (11 + 12 - 13)	Total Foreign Exchange Change in Book /Adjusted Carrying Value	Book/ Adjusted Carrying Value at Disposal Date	Foreign Exchange Gain (Loss) on Disposal	Realized Gain (Loss) on Disposal	Total Gain (Loss) on Disposal	Bond Interest/ Stock Dividends Received During Year	Stated Con- tractual Maturity Date	NAIC Desig- nation, NAIC Desig- nation Modifier and SVO Admini- strative Symbol			
..89180N-AA-2	TOWD POINT MORTGAGE TRUST SERIES 2022-3 CLASS A1 144A 3.750% 08/01/62		06/01/2023	Paydown		113,844	113,844	109,218	109,481	0	4,363	0	4,363	0	113,844	0	0	0	1,800	08/01/2062	1.A			
..93978T-S5-9	WASHINGTON STATE HOUSING FINA SERIES 2021-1 CLASS A 3.500% 12/20/35		04/20/2023	WELLS FARGO SECURITIES		1,599,204	1,701,281	1,506,825	1,511,265	0	3,658	0	3,658	0	1,514,922	0	84,283	84,283	23,653	12/20/2035	2.A FE			
..93978T-S5-9	WASHINGTON STATE HOUSING FINA SERIES 2021-1 CLASS A 3.500% 12/20/35		04/01/2023	Paydown		2,206	2,206	1,954	1,960	0	246	0	246	0	2,206	0	0	0	26	12/20/2035	2.A FE			
..55037A-AA-6	LUNDIN ENERGY FI SERIES 144A 2.000% 07/15/26	D	06/23/2023	Call 90.1400		590,417	655,000	595,670	604,450	0	6,384	0	6,384	0	610,834	0	0	0	(8,118)	07/15/2026	2.B FE			
1109999999. Subtotal - Bonds - Industrial and Miscellaneous (Unaffiliated)						16,143,839	16,609,823	16,253,824	16,119,470	0	84,919	0	84,919	0	16,322,644	0	(158,386)	(158,386)	182,906	XXX	XXX			
2509999997. Total - Bonds - Part 4						38,801,555	40,564,635	39,363,097	37,530,878	0	157,090	0	157,090	0	39,513,231	0	(691,258)	(691,258)	539,832	XXX	XXX			
2509999999. Total - Bonds						38,801,555	40,564,635	39,363,097	37,530,878	0	157,090	0	157,090	0	39,513,231	0	(691,258)	(691,258)	539,832	XXX	XXX			
4509999997. Total - Preferred Stocks - Part 4						0	XXX	0	0	0	0	0	0	0	0	0	0	0	0	0	XXX	XXX		
4509999998. Total - Preferred Stocks - Part 5						XXX	XXX	XXX	XXX	XXX	XXX	XXX	XXX	XXX	XXX	XXX	XXX	XXX	XXX	XXX	XXX	XXX	XXX	
4509999999. Total - Preferred Stocks						0	XXX	0	0	0	0	0	0	0	0	0	0	0	0	0	0	XXX	XXX	
5989999997. Total - Common Stocks - Part 4						0	XXX	0	0	0	0	0	0	0	0	0	0	0	0	0	0	XXX	XXX	
5989999998. Total - Common Stocks - Part 5						XXX	XXX	XXX	XXX	XXX	XXX	XXX	XXX	XXX	XXX	XXX	XXX	XXX	XXX	XXX	XXX	XXX	XXX	XXX
5989999999. Total - Common Stocks						0	XXX	0	0	0	0	0	0	0	0	0	0	0	0	0	0	XXX	XXX	
5999999999. Total - Preferred and Common Stocks						0	XXX	0	0	0	0	0	0	0	0	0	0	0	0	0	0	XXX	XXX	
6009999999 - Totals						38,801,555	XXX	39,363,097	37,530,878	0	157,090	0	157,090	0	39,513,231	0	(691,258)	(691,258)	539,832	XXX	XXX			

E05.2

Schedule DB - Part A - Section 1 - Options, Caps, Floors, Collars, Swaps and Forwards Open

**N O N E**

Schedule DB - Part B - Section 1 - Futures Contracts Open

**N O N E**

Schedule DB - Part B - Section 1B - Brokers with whom cash deposits have been made

**N O N E**

Schedule DB - Part D - Section 1 - Counterparty Exposure for Derivative Instruments Open

**N O N E**

Schedule DB - Part D-Section 2 - Collateral for Derivative Instruments Open - Pledged By

**N O N E**

Schedule DB - Part D-Section 2 - Collateral for Derivative Instruments Open - Pledged To

**N O N E**

Schedule DB - Part E - Derivatives Hedging Variable Annuity Guarantees

**N O N E**

STATEMENT AS OF JUNE 30, 2023 OF THE Amerigroup Iowa, Inc.  
**SCHEDULE DL - PART 1**  
**SECURITIES LENDING COLLATERAL ASSETS**

Reinvested Collateral Assets Owned Current Statement Date

(Securities lending collateral assets reported in aggregate on Line 10 of the Assets page and not included on Schedules A, B, BA, D, DB and E)

1 CUSIP Identification	2 Description	3 Code	4 NAIC Designation, NAIC Designation Modifier and SVO Administrative Symbol	5 Fair Value	6 Book/Adjusted Carrying Value	7 Maturity Date
0109999999	Total - U.S. Government Bonds			0	0	XXX
0309999999	Total - All Other Government Bonds			0	0	XXX
0509999999	Total - U.S. States, Territories and Possessions Bonds			0	0	XXX
0709999999	Total - U.S. Political Subdivisions Bonds			0	0	XXX
0909999999	Total - U.S. Special Revenues Bonds			0	0	XXX
13606K-TZ-9	CIBC NY		1.E	229,407	229,833	03/08/2024
000000-00-0	DEUTSCHE BANK SECURITIES INC.		1.G	1,149,166	1,149,166	07/31/2023
1019999999	Subtotal - Bonds - Industrial and Miscellaneous (Unaffiliated) - Issuer Obligations			1,378,574	1,378,999	XXX
1109999999	Total - Industrial and Miscellaneous (Unaffiliated) Bonds			1,378,574	1,378,999	XXX
1309999999	Total - Hybrid Securities			0	0	XXX
1509999999	Total - Parent, Subsidiaries and Affiliates Bonds			0	0	XXX
1909999999	Subtotal - Unaffiliated Bank Loans			0	0	XXX
2419999999	Total - Issuer Obligations			1,378,574	1,378,999	XXX
2429999999	Total - Residential Mortgage-Backed Securities			0	0	XXX
2439999999	Total - Commercial Mortgage-Backed Securities			0	0	XXX
2449999999	Total - Other Loan-Backed and Structured Securities			0	0	XXX
2459999999	Total - SVO Identified Funds			0	0	XXX
2469999999	Total - Affiliated Bank Loans			0	0	XXX
2479999999	Total - Unaffiliated Bank Loans			0	0	XXX
2489999999	Total - Unaffiliated Certificates of Deposit			0	0	XXX
2509999999	Total Bonds			1,378,574	1,378,999	XXX
4109999999	Total - Preferred Stocks (Schedule D, Part 2, Section 1 type) - Industrial and Miscellaneous (Unaffiliated)			0	0	XXX
4409999999	Total - Preferred Stocks (Schedule D, Part 2, Section 1 type) - Parent, Subsidiaries and Affiliates			0	0	XXX
4509999999	Total - Preferred Stocks (Schedule D, Part 2, Section 1 type)			0	0	XXX
5109999999	Total - Common Stocks (Schedule D, Part 2, Section 2 type) - Industrial and Miscellaneous (Unaffiliated)			0	0	XXX
5409999999	Total - Common Stocks (Schedule D, Part 2, Section 2 type) - Mutual Funds			0	0	XXX
5609999999	Total - Common Stocks (Schedule D, Part 2, Section 2 type) - Unit Investment Trusts			0	0	XXX
5809999999	Total - Common Stocks (Schedule D, Part 2, Section 2 type) - Closed-End Funds			0	0	XXX
5979999999	Total - Common Stocks (Schedule D, Part 2, Section 2 type) - Parent, Subsidiaries and Affiliates			0	0	XXX
5989999999	Total - Common Stocks (Schedule D, Part 2, Section 2 type)			0	0	XXX
5999999999	Total - Preferred and Common Stocks			0	0	XXX
000000-00-0	PERSHING LLC		1.E	766,111	766,111	11/02/2023
000000-00-0	PERSHING LLC		1.E	612,889	612,889	11/02/2023
000000-00-0	MORGAN STANLEY		1.E	1,149,166	1,149,166	12/28/2023
000000-00-0	SKANDANAVISKA ENSKILDA BANKEN		1.E	383,036	383,055	12/15/2023
000000-00-0	LA BANQUE POSTALE		1.E	612,889	612,889	09/13/2023
000000-00-0	UBS AG LONDON		1.E	383,055	383,055	11/27/2023
9509999999	Subtotal - Short-Term Invested Assets (Schedule DA type)			3,907,146	3,907,165	XXX
000000-00-0	ABN Amro Bank N.V.			153,222	153,222	07/03/2023
000000-00-0	AUSTRALIA NEW ZEALAND LONDON			45,967	45,967	07/03/2023
000000-00-0	BANCO SANTANDER SA NY			153,222	153,222	07/03/2023
000000-00-0	CANADIAN IMPERIAL BANK TOR			306,444	306,444	07/03/2023
000000-00-0	DZ BANK AG NEW YORK			183,967	183,967	07/03/2023
000000-00-0	FIRST ABU DHABI BANK USA NV			229,833	229,833	07/03/2023
000000-00-0	RABOBANK NETHERLANDS			306,444	306,444	07/03/2023
000000-00-0	SVENSKA NY			23,749	23,749	07/03/2023
000000-00-0	BARCLAYS BANK PLC			383,055	383,055	07/05/2023
000000-00-0	NATL BANK CANADA			689,500	689,500	07/07/2023
000000-00-0	NATL BANK CANADA			972,961	972,961	07/07/2023
000000-00-0	RABOBANK LONDON			153,227	153,883	07/12/2023
000000-00-0	MIZUHO BANK LIMITED NEW YORK			76,613	76,611	07/12/2023
000000-00-0	CREDIT AGRICOLE CIB, NY			306,474	306,444	08/01/2023
000000-00-0	AUSTRALIA NEW ZEALAND LONDON			383,310	382,866	09/22/2023
000000-00-0	Mitsubishi UFJ Trust & Bank Co			305,565	302,333	07/20/2023
000000-00-0	Mitsubishi UFJ Trust & Bank Co			458,545	453,567	07/17/2023
000000-00-0	BARCLAYS NEW YORK			428,948	429,022	09/22/2023
000000-00-0	MIZUHO BANK LIMITED NEW YORK			459,681	459,666	07/14/2023
000000-00-0	BARCLAYS BANK PLC			151,066	151,068	09/29/2023
000000-00-0	National Westminster Bank PLC			227,716	226,608	08/31/2023
000000-00-0	National Westminster Bank PLC			227,751	226,608	08/30/2023
000000-00-0	Mitsubishi UFJ Trust & Bank Co			304,238	302,273	08/18/2023
000000-00-0	Mitsubishi UFJ Trust & Bank Co			76,071	75,568	08/17/2023
000000-00-0	SUMITOMO MITSUI TRUST BANK LTD,NY			153,229	153,222	07/20/2023
000000-00-0	BARCLAYS BANK PLC			226,744	226,544	09/25/2023
000000-00-0	SUMITOMO MITSUI TRUST BANK LTD, LDN			378,371	377,492	09/19/2023
000000-00-0	BARCLAYS NEW YORK			229,840	229,833	07/11/2023
000000-00-0	MUFG Bank Ltd, New York Branch			153,206	153,222	08/21/2023
000000-00-0	SVENSKA NY			229,850	229,833	07/18/2023
000000-00-0	CIBC NY			383,154	383,055	10/13/2023
000000-00-0	OCBC NEW YORK			153,220	153,222	12/20/2023
000000-00-0	OCBC NEW YORK			260,500	260,478	11/16/2023
000000-00-0	BANK OF AMERICA NA			306,435	306,444	11/17/2023
000000-00-0	BNP PARIBAS, NY			229,833	229,833	09/08/2023
000000-00-0	BNP PARIBAS, NY			337,089	337,089	09/18/2023
000000-00-0	STATE STREET BANK AND TRUST			229,875	229,833	07/14/2023
000000-00-0	SVENSKA NY			383,158	383,055	10/31/2023
000000-00-0	CIC NY			306,224	306,444	12/01/2023
000000-00-0	OCBC NEW YORK			306,183	306,444	12/08/2023
000000-00-0	TORONTO DOMINION NY			766,111	766,111	10/06/2023
000000-00-0	ROYAL BANK OF CANADA NY			536,512	536,278	09/20/2023
000000-00-0	BANK OF MONTREAL CHICAGO			229,943	229,833	08/01/2023
000000-00-0	BANK OF MONTREAL CHICAGO			460,476	459,666	11/08/2023
000000-00-0	ROYAL BANK OF CANADA NY			229,874	229,833	07/20/2023
000000-00-0	TORONTO DOMINION NY			199,151	199,189	01/23/2024
000000-00-0	TORONTO DOMINION NY			383,110	383,055	02/13/2024
9609999999	Subtotal - Cash (Schedule E Part 1 type)			14,089,561	14,074,794	XXX
018616-74-8	ALLIANCE BERNSTEIN GOVT FD		1.A	30,644	30,644	07/03/2023
261908-10-7	DREYFUS TREASURY & AGENCY LEX		1.A	222,629	222,629	07/03/2023
857492-70-6	STATE STREET INST US GOVT FUND		1.A	2,222	2,222	07/03/2023
949921-12-6	WELLS FARGO GOVT FD LEX		1.A	229,833	229,833	07/03/2023
09248U-70-0	TFDXX LEX BLACKROCK FED FUND		1.A	229,833	229,833	07/03/2023
31607A-70-3	FIDELITY INST GOVT LEX		1.A	76,611	76,611	07/03/2023
31607A-70-3	FIDELITY INSTITUTIONAL GOVT		1.A	15,322	15,322	07/03/2023

STATEMENT AS OF JUNE 30, 2023 OF THE Amerigroup Iowa, Inc.

**SCHEDULE DL - PART 1  
SECURITIES LENDING COLLATERAL ASSETS**

Reinvested Collateral Assets Owned Current Statement Date

(Securities lending collateral assets reported in aggregate on Line 10 of the Assets page and not included on Schedules A, B, BA, D, DB and E)

1 CUSIP Identification	2 Description	3 Code	4 NAIC Designation, NAIC Designation Modifier and SVO Administrative Symbol	5 Fair Value	6 Book/Adjusted Carrying Value	7 Maturity Date
381411-27-3	Goldman Sachs Fin Square Govt Fd		1.A	553,315	553,315	07/03/2023
44330V-48-0	HSBC US GOVT FUND LEX		1.A	352,411	352,411	07/03/2023
52470G-79-1	WESTERN ASST GOV FD		1.A	459,666	459,666	07/03/2023
61747C-70-7	MS GOVT US		1.A	129,680	129,680	07/03/2023
61747C-70-7	MS GOVT US LEX		1.A	75,085	75,085	07/03/2023
74926P-69-6	RBC US GOVT MONEY MKT FUND		1.A	507,870	507,870	07/03/2023
	BOFA SECURITIES, INC		1.E	1,096,604	1,096,604	07/03/2023
	NOMURA SECURITIES		1.E	15,322	15,322	07/03/2023
	RBC CAPITAL MKS		1.D	766,111	766,111	07/03/2023
	TD PRIME SVCS		1.E	383,055	383,055	07/03/2023
	TD PRIME SVCS		1.E	679,004	679,004	07/03/2023
	TD PRIME SVCS		1.E	1,348,355	1,348,355	07/03/2023
	BANK OF MONTREAL, LONDON SCH USD		1.E	678,592	678,592	07/03/2023
	VIRTU AMERICAS LLC		1.E	153,222	153,222	07/05/2023
	UNITED OF OMAHA LIFE INSURANCE		1.E	153,222	153,222	07/17/2023
	UNITED OF OMAHA LIFE INSURANCE		1.E	45,967	45,967	07/31/2023
	ING BANK NV, LONDON BRANCH		1.E	812,077	812,077	08/04/2023
	ING FINANCIAL MARKETS LLC RPEQ		1.E	383,055	383,055	08/04/2023
	ING FINANCIAL MARKETS LLC RPEQ		1.E	383,055	383,055	08/04/2023
	ING FINANCIAL MARKETS LLC RPEQ		1.E	689,500	689,500	08/04/2023
	ING FINANCIAL MARKETS LLC RPEQ		1.E	383,055	383,055	08/04/2023
	ROYAL BANK CANADA TORONTO		1.D	1,149,166	1,149,166	08/04/2023
	ROYAL BANK CANADA TORONTO		1.D	766,111	766,111	08/04/2023
	ROYAL BANK CANADA TORONTO		1.D	766,111	766,111	08/04/2023
	ROYAL BANK CANADA TORONTO		1.D	766,111	766,111	08/04/2023
	ROYAL BANK CANADA TORONTO		1.D	612,889	612,889	08/04/2023
9709999999	Subtotal - Cash Equivalents (Schedule E Part 2 type)			14,915,707	14,915,707	XXX
9999999999	Totals			34,290,987	34,276,665	XXX

General Interrogatories:

- Total activity for the year Fair Value \$ 6,203,895 Book/Adjusted Carrying Value \$ 6,195,782
- Average balance for the year Fair Value \$ 38,838,131 Book/Adjusted Carrying Value \$ 38,829,634
- Reinvested securities lending collateral assets book/adjusted carrying value included in this schedule by NAIC designation:  
 NAIC 1 \$ 20,201,871 NAIC 2 \$ NAIC 3 \$ NAIC 4 \$ NAIC 5 \$ NAIC 6 \$

**SCHEDULE DL - PART 2  
SECURITIES LENDING COLLATERAL ASSETS**

Reinvested Collateral Assets Owned Current Statement Date

(Securities lending collateral assets included on Schedules A, B, BA, D, DB and E and not reported in aggregate on Line 10 of the Assets page)

1	2	3	4	5	6	7
CUSIP Identification	Description	Code	NAIC Designation, NAIC Designation Modifier and SVO Administrative Symbol	Fair Value	Book/Adjusted Carrying Value	Maturity Date
NONE						
999999999 - Totals						XXX

General Interrogatories:

- |                                 |                     |                                       |
|---------------------------------|---------------------|---------------------------------------|
| 1. Total activity for the year  | Fair Value \$ ..... | Book/Adjusted Carrying Value \$ ..... |
| 2. Average balance for the year | Fair Value \$ ..... | Book/Adjusted Carrying Value \$ ..... |





