

**ANNUAL STATEMENT**

**OF THE**

**TLIC Watertree Reinsurance Inc.**

**TO THE**

**Insurance Department**

**OF THE**

**STATE OF**

Iowa

FOR THE YEAR ENDED  
DECEMBER 31, 2024

LIFE, ACCIDENT AND HEALTH

FRATERNAL BENEFIT SOCIETIES

**2024**



LIFE, AND ACCIDENT AND HEALTH COMPANIES/FRATERNAL BENEFIT SOCIETIES - ASSOCIATION EDITION

# ANNUAL STATEMENT

FOR THE YEAR ENDED DECEMBER 31, 2024  
OF THE CONDITION AND AFFAIRS OF THE

## TLIC Watertree Reinsurance Inc.

NAIC Group Code 0468 0468 NAIC Company Code 16032 Employer's ID Number 81-3715574  
(Current) (Prior)

Organized under the Laws of Iowa, State of Domicile or Port of Entry IA

Country of Domicile United States of America

Licensed as business type: Life, Accident and Health [ X ] Fraternal Benefit Societies [ ]

Incorporated/Organized 08/30/2016 Commenced Business 09/30/2016

Statutory Home Office 6400 C Street SW, Cedar Rapids, IA, US 52499  
(Street and Number) (City or Town, State, Country and Zip Code)

Main Administrative Office 6400 C Street SW  
(Street and Number) Cedar Rapids, IA, US 52499  
(City or Town, State, Country and Zip Code) 319-355-8511  
(Area Code) (Telephone Number)

Mail Address 6400 C Street SW, Cedar Rapids, IA, US 52499  
(Street and Number or P.O. Box) (City or Town, State, Country and Zip Code)

Primary Location of Books and Records 6400 C Street SW  
(Street and Number) Cedar Rapids, IA, US 52499  
(City or Town, State, Country and Zip Code) 319-355-8511  
(Area Code) (Telephone Number)

Internet Website Address www.transamerica.com

Statutory Statement Contact Sheryl Lynn Wade, 319-355-8153  
(Name) (Area Code) (Telephone Number)  
sheryl.wade@transamerica.com, 800-235-4782  
(E-mail Address) (FAX Number)

### OFFICERS

President & Chairman of the Board Bonnie T. Gerst Secretary Daniel Goodman #  
Controller Kristine Toscano #

### OTHER

### DIRECTORS OR TRUSTEES

Brenda Calman Bonnie T. Gerst Chad Noehren  
Kimberly Raisbeck Monty Jackson #

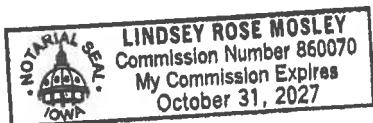
State of Iowa SS  
County of Linn

The officers of this reporting entity being duly sworn, each depose and say that they are the described officers of said reporting entity, and that on the reporting period stated above, all of the herein described assets were the absolute property of the said reporting entity, free and clear from any liens or claims thereon, except as herein stated, and that this statement, together with related exhibits, schedules and explanations therein contained, annexed or referred to, is a full and true statement of all the assets and liabilities and of the condition and affairs of the said reporting entity as of the reporting period stated above, and of its income and deductions therefrom for the period ended, and have been completed in accordance with the NAIC Annual Statement Instructions and Accounting Practices and Procedures manual except to the extent that: (1) state law may differ; or, (2) that state rules or regulations require differences in reporting not related to accounting practices and procedures, according to the best of their information, knowledge and belief, respectively. Furthermore, the scope of this attestation by the described officers also includes the related corresponding electronic filing with the NAIC, when required, that is an exact copy (except for formatting differences due to electronic filing) of the enclosed statement. The electronic filing may be requested by various regulators in lieu of or in addition to the enclosed statement.

Bonnie T. Gerst Kristine Toscano # Daniel Goodman #  
President & Chairman of the Board Controller Secretary

Subscribed and sworn to before me this 13 day of February 2025  
Lindsey Rose Mosley

- a. Is this an original filing? ..... Yes [ X ] No [ ]  
b. If no,  
1. State the amendment number.....  
2. Date filed .....  
3. Number of pages attached.....



**ASSETS**

	Current Year			Prior Year
	1 Assets	2 Nonadmitted Assets	3 Net Admitted Assets (Cols. 1 - 2)	4 Net Admitted Assets
1. Bonds (Schedule D) .....	617,126,145	0	617,126,145	593,529,724
2. Stocks (Schedule D):				
2.1 Preferred stocks .....	0	0	0	0
2.2 Common stocks .....	0	0	0	0
3. Mortgage loans on real estate (Schedule B):				
3.1 First liens .....	0	0	0	0
3.2 Other than first liens .....	0	0	0	0
4. Real estate (Schedule A):				
4.1 Properties occupied by the company (less \$ .....0 encumbrances) .....	0	0	0	0
4.2 Properties held for the production of income (less \$ .....0 encumbrances) .....	0	0	0	0
4.3 Properties held for sale (less \$ .....0 encumbrances) .....	0	0	0	0
5. Cash (\$ .....0, Schedule E - Part 1), cash equivalents (\$ .....21,821,775, Schedule E - Part 2) and short-term investments (\$ .....0, Schedule DA) .....	21,821,775	0	21,821,775	34,660,043
6. Contract loans (including \$ .....0 premium notes) .....	0	0	0	0
7. Derivatives (Schedule DB) .....	0	0	0	0
8. Other invested assets (Schedule BA) .....	0	0	0	0
9. Receivables for securities .....	0	0	0	0
10. Securities lending reinvested collateral assets (Schedule DL) .....	0	0	0	0
11. Aggregate write-ins for invested assets .....	0	0	0	0
12. Subtotals, cash and invested assets (Lines 1 to 11) .....	638,947,920	0	638,947,920	628,189,767
13. Title plants less \$ .....0 charged off (for Title insurers only) .....	0	0	0	0
14. Investment income due and accrued .....	3,379,782	0	3,379,782	3,624,880
15. Premiums and considerations:				
15.1 Uncollected premiums and agents' balances in the course of collection .....	2,574,360	0	2,574,360	2,435,664
15.2 Deferred premiums, agents' balances and installments booked but deferred and not yet due (including \$ .....0 earned but unbilled premiums) .....	6,506	0	6,506	6,800
15.3 Accrued retrospective premiums (\$ .....0) and contracts subject to redetermination (\$ .....0) .....	0	0	0	0
16. Reinsurance:				
16.1 Amounts recoverable from reinsurers .....	0	0	0	0
16.2 Funds held by or deposited with reinsured companies .....	483,050,816	0	483,050,816	469,337,522
16.3 Other amounts receivable under reinsurance contracts .....	22,871,217	0	22,871,217	3,787,803
17. Amounts receivable relating to uninsured plans .....	0	0	0	0
18.1 Current federal and foreign income tax recoverable and interest thereon .....	407,660	0	407,660	410,264
18.2 Net deferred tax asset .....	31,368,956	30,101,077	1,267,879	801,223
19. Guaranty funds receivable or on deposit .....	0	0	0	0
20. Electronic data processing equipment and software .....	0	0	0	0
21. Furniture and equipment, including health care delivery assets (\$ .....0) .....	0	0	0	0
22. Net adjustment in assets and liabilities due to foreign exchange rates .....	0	0	0	0
23. Receivables from parent, subsidiaries and affiliates .....	0	0	0	0
24. Health care (\$ .....0) and other amounts receivable .....	0	0	0	0
25. Aggregate write-ins for other-than-invested assets .....	1,359,056,083	0	1,359,056,083	1,247,285,219
26. Total assets excluding Separate Accounts, Segregated Accounts and Protected Cell Accounts (Lines 12 to 25) .....	2,541,663,300	30,101,077	2,511,562,223	2,355,879,142
27. From Separate Accounts, Segregated Accounts and Protected Cell Accounts .....	0	0	0	0
28. Total (Lines 26 and 27)	2,541,663,300	30,101,077	2,511,562,223	2,355,879,142
<b>DETAILS OF WRITE-INS</b>				
1101. ....				
1102. ....				
1103. ....				
1198. Summary of remaining write-ins for Line 11 from overflow page .....	0	0	0	0
1199. Totals (Lines 1101 through 1103 plus 1198)(Line 11 above)	0	0	0	0
2501. Excess of loss reinsurance asset .....	1,359,056,083	0	1,359,056,083	1,247,285,219
2502. ....				
2503. ....				
2598. Summary of remaining write-ins for Line 25 from overflow page .....	0	0	0	0
2599. Totals (Lines 2501 through 2503 plus 2598)(Line 25 above)	1,359,056,083	0	1,359,056,083	1,247,285,219

**LIABILITIES, SURPLUS AND OTHER FUNDS**

	1 Current Year	2 Prior Year
1. Aggregate reserve for life contracts \$ ..... 1,815,125,560 (Exh. 5, Line 9999999) less \$ ..... 0 included in Line 6.3 (including \$ ..... 0 Modco Reserve) .....	1,815,125,560	1,699,937,619
2. Aggregate reserve for accident and health contracts (including \$ ..... 0 Modco Reserve) .....	0	0
3. Liability for deposit-type contracts (Exhibit 7, Line 14, Col. 1) (including \$ ..... 0 Modco Reserve) .....	0	0
4. Contract claims:		
4.1 Life (Exhibit 8, Part 1, Line 4.4, Col. 1 less Col. 6) .....	28,712,168	18,251,219
4.2 Accident and health (Exhibit 8, Part 1, Line 4.4, Col. 6) .....	0	0
5. Policyholders' dividends/refunds to members \$ ..... 0 and coupons \$ ..... 0 due and unpaid (Exhibit 4, Line 10) .....	0	0
6. Provision for policyholders' dividends, refunds to members and coupons payable in following calendar year - estimated amounts:		
6.1 Policyholders' dividends and refunds to members apportioned for payment (including \$ ..... 0 Modco) .....	0	0
6.2 Policyholders' dividends and refunds to members not yet apportioned (including \$ ..... 0 Modco) .....	0	0
6.3 Coupons and similar benefits (including \$ ..... 0 Modco) .....	0	0
7. Amount provisionally held for deferred dividend policies not included in Line 6 .....	0	0
8. Premiums and annuity considerations for life and accident and health contracts received in advance less \$ ..... 0 discount; including \$ ..... 0 accident and health premiums (Exhibit 1, Part 1, Col. 1, sum of lines 4 and 14) .....	850,037	876,365
9. Contract liabilities not included elsewhere:		
9.1 Surrender values on canceled contracts .....	0	0
9.2 Provision for experience rating refunds, including the liability of \$ ..... 0 accident and health experience rating refunds of which \$ ..... 0 is for medical loss ratio rebate per the Public Health Service Act .....	0	0
9.3 Other amounts payable on reinsurance, including \$ ..... 0 assumed and \$ ..... 0 ceded .....	0	0
9.4 Interest maintenance reserve (IMR, Line 6) .....	696,690	835,756
10. Commissions to agents due or accrued-life and annuity contracts \$ ..... 0 accident and health \$ ..... 0 and deposit-type contract funds \$ ..... 0 .....	0	0
11. Commissions and expense allowances payable on reinsurance assumed .....	0	0
12. General expenses due or accrued (Exhibit 2, Line 12, Col. 7) .....	781,457	717,189
13. Transfers to Separate Accounts due or accrued (net) (including \$ ..... 0 accrued for expense allowances recognized in reserves, net of reinsured allowances) .....	0	0
14. Taxes, licenses and fees due or accrued, excluding federal income taxes (Exhibit 3, Line 9, Col. 6) .....	0	0
15.1 Current federal and foreign income taxes, including \$ ..... 0 on realized capital gains (losses) .....	0	0
15.2 Net deferred tax liability .....	0	0
16. Unearned investment income .....	0	0
17. Amounts withheld or retained by reporting entity as agent or trustee .....	0	0
18. Amounts held for agents' account, including \$ ..... 0 agents' credit balances .....	0	0
19. Remittances and items not allocated .....	0	0
20. Net adjustment in assets and liabilities due to foreign exchange rates .....	0	0
21. Liability for benefits for employees and agents if not included above .....	0	0
22. Borrowed money \$ ..... 0 and interest thereon \$ ..... 0 .....	0	0
23. Dividends to stockholders declared and unpaid .....	0	0
24. Miscellaneous liabilities:		
24.01 Asset valuation reserve (AVR, Line 16, Col. 7) .....	805,374	778,703
24.02 Reinsurance in unauthorized and certified (\$ ..... 0 ) companies .....	0	0
24.03 Funds held under reinsurance treaties with unauthorized and certified (\$ ..... 0 ) reinsurers .....	0	0
24.04 Payable to parent, subsidiaries and affiliates .....	74,954	73,793
24.05 Drafts outstanding .....	0	0
24.06 Liability for amounts held under uninsured plans .....	0	0
24.07 Funds held under coinsurance .....	0	0
24.08 Derivatives .....	0	0
24.09 Payable for securities .....	0	0
24.10 Payable for securities lending .....	0	0
24.11 Capital notes \$ ..... 0 and interest thereon \$ ..... 0 .....	0	0
25. Aggregate write-ins for liabilities .....	0	0
26. Total liabilities excluding Separate Accounts business (Lines 1 to 25) .....	1,847,046,240	1,721,470,644
27. From Separate Accounts Statement .....	0	0
28. Total liabilities (Lines 26 and 27) .....	1,847,046,240	1,721,470,644
29. Common capital stock .....	2,500,000	2,500,000
30. Preferred capital stock .....	0	0
31. Aggregate write-ins for other-than-special surplus funds .....	0	0
32. Surplus notes .....	0	0
33. Gross paid in and contributed surplus (Page 3, Line 33, Col. 2 plus Page 4, Line 51.1, Col. 1) .....	122,500,000	122,500,000
34. Aggregate write-ins for special surplus funds .....	0	0
35. Unassigned funds (surplus) .....	539,515,983	509,408,498
36. Less treasury stock, at cost:		
36.1 ..... 0 shares common (value included in Line 29 \$ ..... 0 ) .....	0	0
36.2 ..... 0 shares preferred (value included in Line 30 \$ ..... 0 ) .....	0	0
37. Surplus (Total Lines 31+32+33+34+35-36) (including \$ ..... 0 in Separate Accounts Statement) .....	662,015,983	631,908,498
38. Totals of Lines 29, 30 and 37 (Page 4, Line 55) .....	664,515,983	634,408,498
39. Totals of Lines 28 and 38 (Page 2, Line 28, Col. 3) .....	2,511,562,223	2,355,879,142
<b>DETAILS OF WRITE-INS</b>		
2501. ....		
2502. ....		
2503. ....		
2598. Summary of remaining write-ins for Line 25 from overflow page .....	0	0
2599. Totals (Lines 2501 through 2503 plus 2598)(Line 25 above) .....	0	0
3101. ....		
3102. ....		
3103. ....		
3198. Summary of remaining write-ins for Line 31 from overflow page .....	0	0
3199. Totals (Lines 3101 through 3103 plus 3198)(Line 31 above) .....	0	0
3401. ....		
3402. ....		
3403. ....		
3498. Summary of remaining write-ins for Line 34 from overflow page .....	0	0
3499. Totals (Lines 3401 through 3403 plus 3498)(Line 34 above) .....	0	0

**SUMMARY OF OPERATIONS**

	1 Current Year	2 Prior Year
1. Premiums and annuity considerations for life and accident and health contracts .....	153,717,415	161,043,475
2. Considerations for supplementary contracts with life contingencies .....	0	0
3. Net investment income (Exhibit of Net Investment Income, Line 17) .....	23,615,835	20,646,449
4. Amortization of Interest Maintenance Reserve (IMR, Line 5) .....	139,065	402,693
5. Separate Accounts net gain from operations excluding unrealized gains or losses .....	0	0
6. Commissions and expense allowances on reinsurance ceded (Exhibit 1, Part 2, Line 26.1, Col. 1) .....	0	0
7. Reserve adjustments on reinsurance ceded .....	0	0
8. Miscellaneous Income:		
8.1 Income from fees associated with investment management, administration and contract guarantees from Separate Accounts .....	0	0
8.2 Charges and fees for deposit-type contracts .....	0	0
8.3 Aggregate write-ins for miscellaneous income .....	20,037,539	17,090,810
9. Total (Lines 1 to 8.3) .....	197,509,854	199,183,427
10. Death benefits .....	106,418,004	106,909,585
11. Matured endowments (excluding guaranteed annual pure endowments) .....	0	0
12. Annuity benefits (Exhibit 8, Part 2, Line 6.4, Cols. 4 + 5 minus Analysis of Operations Summary, Line 18, Col. 1) .....	0	0
13. Disability benefits and benefits under accident and health contracts .....	0	0
14. Coupons, guaranteed annual pure endowments and similar benefits .....	0	0
15. Surrender benefits and withdrawals for life contracts .....	0	33,011
16. Group conversions .....	0	0
17. Interest and adjustments on contract or deposit-type contract funds .....	0	0
18. Payments on supplementary contracts with life contingencies .....	0	0
19. Increase in aggregate reserves for life and accident and health contracts .....	115,187,941	135,488,752
20. Totals (Lines 10 to 19) .....	221,605,945	242,431,348
21. Commissions on premiums, annuity considerations, and deposit-type contract funds (direct business only) (Exhibit 1, Part 2, Line 31, Col. 1) .....	0	0
22. Commissions and expense allowances on reinsurance assumed (Exhibit 1, Part 2, Line 26.2, Col. 1) .....	12,696,005	12,967,349
23. General insurance expenses and fraternal expenses (Exhibit 2, Line 10, Columns 1, 2, 3, 4 and 6) .....	3,213,108	2,945,146
24. Insurance taxes, licenses and fees, excluding federal income taxes (Exhibit 3, Line 7, Cols. 1 + 2 + 3 + 5) .....	1,595	1,190
25. Increase in loading on deferred and uncollected premiums .....	(47,491)	(363,397)
26. Net transfers to or (from) Separate Accounts net of reinsurance .....	0	0
27. Aggregate write-ins for deductions .....	0	0
28. Totals (Lines 20 to 27) .....	237,469,162	257,981,636
29. Net gain from operations before dividends to policyholders, refunds to members and federal income taxes (Line 9 minus Line 28) .....	(39,959,308)	(58,798,209)
30. Dividends to policyholders and refunds to members .....	0	0
31. Net gain from operations after dividends to policyholders, refunds to members and before federal income taxes (Line 29 minus Line 30) .....	(39,959,308)	(58,798,209)
32. Federal and foreign income taxes incurred (excluding tax on capital gains) .....	(2,073,054)	(12,898,078)
33. Net gain from operations after dividends to policyholders, refunds to members and federal income taxes and before realized capital gains or (losses) (Line 31 minus Line 32) .....	(37,886,254)	(45,900,131)
34. Net realized capital gains (losses) (excluding gains (losses) transferred to the IMR) less capital gains tax of \$ ..... 763 (excluding taxes of \$ ..... 0 transferred to the IMR) .....	(763)	(81,349)
35. Net income (Line 33 plus Line 34) .....	(37,887,017)	(45,981,480)
<b>CAPITAL AND SURPLUS ACCOUNT</b>		
36. Capital and surplus, December 31, prior year (Page 3, Line 38, Col. 2) .....	634,408,498	589,158,002
37. Net income (Line 35) .....	(37,887,017)	(45,981,480)
38. Change in net unrealized capital gains (losses) less capital gains tax of \$ ..... 0 .....	0	0
39. Change in net unrealized foreign exchange capital gain (loss) .....	0	0
40. Change in net deferred income tax .....	602,858	(374,400)
41. Change in nonadmitted assets .....	(87,918)	1,127,339
42. Change in liability for reinsurance in unauthorized and certified companies .....	0	0
43. Change in reserve on account of change in valuation basis (increase) or decrease .....	0	0
44. Change in asset valuation reserve .....	(26,671)	(30,131)
45. Change in treasury stock (Page 3, Lines 36.1 and 36.2, Col. 2 minus Col. 1) .....	0	0
46. Surplus (contributed to) withdrawn from Separate Accounts during period .....	0	0
47. Other changes in surplus in Separate Accounts Statement .....	0	0
48. Change in surplus notes .....	0	0
49. Cumulative effect of changes in accounting principles .....	0	0
50. Capital changes:		
50.1 Paid in .....	0	0
50.2 Transferred from surplus (Stock Dividend) .....	0	0
50.3 Transferred to surplus .....	0	0
51. Surplus adjustment:		
51.1 Paid in .....	5,735,369	0
51.2 Transferred to capital (Stock Dividend) .....	0	0
51.3 Transferred from capital .....	0	0
51.4 Change in surplus as a result of reinsurance .....	0	0
52. Dividends to stockholders .....	(50,000,000)	0
53. Aggregate write-ins for gains and losses in surplus .....	111,770,864	90,509,168
54. Net change in capital and surplus for the year (Lines 37 through 53) .....	30,107,485	45,250,496
55. Capital and surplus, December 31, current year (Lines 36 + 54) (Page 3, Line 38) .....	664,515,983	634,408,498
<b>DETAILS OF WRITE-INS</b>		
08.301. Funds withheld assumed investment income .....	20,037,539	17,090,810
08.302. ....		
08.303. ....		
08.398. Summary of remaining write-ins for Line 8.3 from overflow page .....	0	0
08.399. Totals (Lines 08.301 through 08.303 plus 08.398)(Line 8.3 above) .....	20,037,539	17,090,810
2701. ....		
2702. ....		
2703. ....		
2798. Summary of remaining write-ins for Line 27 from overflow page .....	0	0
2799. Totals (Lines 2701 through 2703 plus 2798)(Line 27 above) .....	0	0
5301. Excess of loss reinsurance asset .....	111,770,864	90,509,168
5302. ....		
5303. ....		
5398. Summary of remaining write-ins for Line 53 from overflow page .....	0	0
5399. Totals (Lines 5301 through 5303 plus 5398)(Line 53 above) .....	111,770,864	90,509,168

## CASH FLOW

	1	2
	Current Year	Prior Year
<b>Cash from Operations</b>		
1. Premiums collected net of reinsurance .....	153,600,176	160,693,808
2. Net investment income .....	24,070,718	20,506,184
3. Miscellaneous income .....	20,037,539	17,090,810
4. Total (Lines 1 through 3) .....	197,708,433	198,290,802
5. Benefit and loss related payments .....	128,753,763	189,991,787
6. Net transfers to Separate Accounts, Segregated Accounts and Protected Cell Accounts .....	0	0
7. Commissions, expenses paid and aggregate write-ins for deductions .....	15,846,440	15,861,642
8. Dividends paid to policyholders .....	0	0
9. Federal and foreign income taxes paid (recovered) net of \$ ..... 763 tax on capital gains (losses) .....	(7,810,264)	(14,087,066)
10. Total (Lines 5 through 9) .....	136,789,939	191,766,363
11. Net cash from operations (Line 4 minus Line 10) .....	60,918,494	6,524,439
<b>Cash from Investments</b>		
12. Proceeds from investments sold, matured or repaid:		
12.1 Bonds .....	89,500,894	42,990,631
12.2 Stocks .....	0	0
12.3 Mortgage loans .....	0	0
12.4 Real estate .....	0	0
12.5 Other invested assets .....	0	0
12.6 Net gains or (losses) on cash, cash equivalents and short-term investments .....	0	0
12.7 Miscellaneous proceeds .....	48,284	0
12.8 Total investment proceeds (Lines 12.1 to 12.7) .....	89,549,178	42,990,631
13. Cost of investments acquired (long-term only):		
13.1 Bonds .....	113,307,100	41,308,993
13.2 Stocks .....	0	0
13.3 Mortgage loans .....	0	0
13.4 Real estate .....	0	0
13.5 Other invested assets .....	0	0
13.6 Miscellaneous applications .....	0	48,284
13.7 Total investments acquired (Lines 13.1 to 13.6) .....	113,307,100	41,357,277
14. Net increase/(decrease) in contract loans and premium notes .....	0	0
15. Net cash from investments (Line 12.8 minus Line 13.7 minus Line 14) .....	(23,757,922)	1,633,354
<b>Cash from Financing and Miscellaneous Sources</b>		
16. Cash provided (applied):		
16.1 Surplus notes, capital notes .....	0	0
16.2 Capital and paid in surplus, less treasury stock .....	0	0
16.3 Borrowed funds .....	0	0
16.4 Net deposits on deposit-type contracts and other insurance liabilities .....	0	0
16.5 Dividends to stockholders .....	50,000,000	0
16.6 Other cash provided (applied) .....	1,160	(328)
17. Net cash from financing and miscellaneous sources (Lines 16.1 to 16.4 minus Line 16.5 plus Line 16.6) .....	(49,998,840)	(328)
<b>RECONCILIATION OF CASH, CASH EQUIVALENTS AND SHORT-TERM INVESTMENTS</b>		
18. Net change in cash, cash equivalents and short-term investments (Line 11, plus Lines 15 and 17) .....	(12,838,269)	8,157,465
19. Cash, cash equivalents and short-term investments:		
19.1 Beginning of year .....	34,660,044	26,502,579
19.2 End of year (Line 18 plus Line 19.1) .....	21,821,776	34,660,044

Note: Supplemental disclosures of cash flow information for non-cash transactions:

--	--	--

ANNUAL STATEMENT FOR THE YEAR 2024 OF THE TLIC Watertree Reinsurance Inc.

**ANALYSIS OF OPERATIONS BY LINES OF BUSINESS - SUMMARY**

	1	2	3	4	5	6	7	8	9
	Total	Individual Life	Group Life	Individual Annuities	Group Annuities	Accident and Health	Fraternal	Other Lines of Business	YRT Mortality Risk Only
1. Premiums and annuity considerations for life and accident and health contracts .....	153,717,415	153,717,415	0	0	0	0	0	0	0
2. Considerations for supplementary contracts with life contingencies .....	0	XXX	XXX	0	0	XXX	XXX	0	XXX
3. Net investment income .....	23,615,835	23,615,835	0	0	0	0	0	0	0
4. Amortization of Interest Maintenance Reserve (IMR) .....	139,065	139,065	0	0	0	0	0	0	0
5. Separate Accounts net gain from operations excluding unrealized gains or losses .....	0	0	0	0	0	0	XXX	0	0
6. Commissions and expense allowances on reinsurance ceded .....	0	0	0	0	0	0	XXX	0	0
7. Reserve adjustments on reinsurance ceded .....	0	0	0	0	0	0	XXX	0	0
8. Miscellaneous Income:									
8.1 Income from fees associated with investment management, administration and contract guarantees from Separate Accounts .....	0	0	0	0	0	0	XXX	0	0
8.2 Charges and fees for deposit-type contracts .....	0	0	0	0	0	XXX	XXX	0	0
8.3 Aggregate write-ins for miscellaneous income .....	20,037,539	20,037,539	0	0	0	0	0	0	0
9. Totals (Lines 1 to 8.3) .....	197,509,854	197,509,854	0	0	0	0	0	0	0
10. Death benefits .....	106,418,004	106,418,004	0	0	0	XXX	XXX	0	0
11. Matured endowments (excluding guaranteed annual pure endowments) .....	0	0	0	0	0	XXX	XXX	0	0
12. Annuity benefits .....	0	XXX	XXX	0	0	XXX	XXX	0	XXX
13. Disability benefits and benefits under accident and health contracts .....	0	0	0	0	0	0	XXX	0	0
14. Coupons, guaranteed annual pure endowments and similar benefits .....	0	0	0	0	0	0	XXX	0	0
15. Surrender benefits and withdrawals for life contracts .....	0	0	0	0	0	XXX	XXX	0	0
16. Group conversions .....	0	0	0	0	0	0	XXX	0	0
17. Interest and adjustments on contract or deposit-type contract funds .....	0	0	0	0	0	0	XXX	0	0
18. Payments on supplementary contracts with life contingencies .....	0	0	0	0	0	XXX	XXX	0	0
19. Increase in aggregate reserves for life and accident and health contracts .....	115,187,941	115,187,941	0	0	0	0	XXX	0	0
20. Totals (Lines 10 to 19) .....	221,605,945	221,605,945	0	0	0	0	XXX	0	0
21. Commissions on premiums, annuity considerations and deposit-type contract funds (direct business only) .....	0	0	0	0	0	0	0	0	XXX
22. Commissions and expense allowances on reinsurance assumed .....	12,696,005	12,696,005	0	0	0	0	XXX	0	0
23. General insurance expenses and fraternal expenses .....	3,213,108	3,213,108	0	0	0	0	0	0	0
24. Insurance taxes, licenses and fees, excluding federal income taxes .....	1,595	1,595	0	0	0	0	0	0	0
25. Increase in loading on deferred and uncollected premiums .....	(47,491)	(47,491)	0	0	0	0	XXX	0	0
26. Net transfers to or (from) Separate Accounts net of reinsurance .....	0	0	0	0	0	0	XXX	0	0
27. Aggregate write-ins for deductions .....	0	0	0	0	0	0	0	0	0
28. Totals (Lines 20 to 27) .....	237,469,162	237,469,162	0	0	0	0	0	0	0
29. Net gain from operations before dividends to policyholders, refunds to members and federal income taxes (Line 9 minus Line 28) .....	(39,959,308)	(39,959,308)	0	0	0	0	0	0	0
30. Dividends to policyholders and refunds to members .....	0	0	0	0	0	0	XXX	0	0
31. Net gain from operations after dividends to policyholders, refunds to members and before federal income taxes (Line 29 minus Line 30) .....	(39,959,308)	(39,959,308)	0	0	0	0	0	0	0
32. Federal income taxes incurred (excluding tax on capital gains) .....	(2,073,054)	(2,073,054)	0	0	0	0	0	0	0
33. Net gain from operations after dividends to policyholders, refunds to members and federal income taxes and before realized capital gains or (losses) (Line 31 minus Line 32) .....	(37,886,254)	(37,886,254)	0	0	0	0	0	0	0
34. Policies/certificates in force end of year .....	0	0	0	0	0	0	XXX	0	0
<b>DETAILS OF WRITE-INS</b>									
08.301. Funds withheld assumed investment income .....	20,037,539	20,037,539	0	0	0	0	0	0	0
08.302. ....									
08.303. ....									
08.398. Summary of remaining write-ins for Line 8.3 from overflow page .....	0	0	0	0	0	0	0	0	0
08.399. Totals (Lines 08.301 through 08.303 plus 08.398) (Line 8.3 above) .....	20,037,539	20,037,539	0	0	0	0	0	0	0
2701. ....									
2702. ....									
2703. ....									
2798. Summary of remaining write-ins for Line 27 from overflow page .....	0	0	0	0	0	0	0	0	0
2799. Totals (Lines 2701 through 2703 plus 2798) (Line 27 above) .....	0	0	0	0	0	0	0	0	0

ANNUAL STATEMENT FOR THE YEAR 2024 OF THE TLIC Watertree Reinsurance Inc.  
**ANALYSIS OF OPERATIONS BY LINES OF BUSINESS - INDIVIDUAL LIFE INSURANCE (b)**

	1	2	3	4	5	6	7	8	9	10	11	12
	Total	Industrial Life	Whole Life	Term Life	Indexed Life	Universal Life	Universal Life With Secondary Guarantees	Variable Life	Variable Universal Life	Credit Life (c)	Other Individual Life	YRT Mortality Risk Only
1. Premiums for life contracts (a)	153,717,415	0	0	153,717,415	0	0	0	0	0	0	0	0
2. Considerations for supplementary contracts with life contingencies	XXX	XXX	XXX	XXX	XXX	XXX	XXX	XXX	XXX	XXX	XXX	XXX
3. Net investment income	23,615,835	0	0	23,615,835	0	0	0	0	0	0	0	0
4. Amortization of Interest Maintenance Reserve (IMR)	139,065	0	0	139,065	0	0	0	0	0	0	0	0
5. Separate Accounts net gain from operations excluding unrealized gains or losses	0	0	0	0	0	0	0	0	0	0	0	0
6. Commissions and expense allowances on reinsurance ceded	0	0	0	0	0	0	0	0	0	0	0	0
7. Reserve adjustments on reinsurance ceded	0	0	0	0	0	0	0	0	0	0	0	0
8. Miscellaneous Income:												
8.1 Income from fees associated with investment management, administration and contract guarantees from Separate Accounts	0	0	0	0	0	0	0	0	0	0	0	0
8.2 Charges and fees for deposit-type contracts	0	0	0	0	0	0	0	0	0	0	0	0
8.3 Aggregate write-ins for miscellaneous income	20,037,539	0	0	20,037,539	0	0	0	0	0	0	0	0
9. Totals (Lines 1 to 8.3)	197,509,854	0	0	197,509,854	0	0	0	0	0	0	0	0
10. Death benefits	106,418,004	0	0	106,418,004	0	0	0	0	0	0	0	0
11. Matured endowments (excluding guaranteed annual pure endowments)	0	0	0	0	0	0	0	0	0	0	0	0
12. Annuity benefits	XXX	XXX	XXX	XXX	XXX	XXX	XXX	XXX	XXX	XXX	XXX	XXX
13. Disability benefits and benefits under accident and health contracts	0	0	0	0	0	0	0	0	0	0	0	0
14. Coupons, guaranteed annual pure endowments and similar benefits	0	0	0	0	0	0	0	0	0	0	0	0
15. Surrender benefits and withdrawals for life contracts	0	0	0	0	0	0	0	0	0	0	0	0
16. Group conversions	0	0	0	0	0	0	0	0	0	0	0	0
17. Interest and adjustments on contract or deposit-type contract funds	0	0	0	0	0	0	0	0	0	0	0	0
18. Payments on supplementary contracts with life contingencies	0	0	0	0	0	0	0	0	0	0	0	0
19. Increase in aggregate reserves for life and accident and health contracts	115,187,941	0	0	115,187,941	0	0	0	0	0	0	0	0
20. Totals (Lines 10 to 19)	221,605,945	0	0	221,605,945	0	0	0	0	0	0	0	0
21. Commissions on premiums, annuity considerations and deposit-type contract funds (direct business only)	0	0	0	0	0	0	0	0	0	0	0	XXX
22. Commissions and expense allowances on reinsurance assumed	12,696,005	0	0	12,696,005	0	0	0	0	0	0	0	0
23. General insurance expenses	3,213,108	0	0	3,213,108	0	0	0	0	0	0	0	0
24. Insurance taxes, licenses and fees, excluding federal income taxes	1,595	0	0	1,595	0	0	0	0	0	0	0	0
25. Increase in loading on deferred and uncollected premiums	(47,491)	0	0	(47,491)	0	0	0	0	0	0	0	0
26. Net transfers to or (from) Separate Accounts net of reinsurance	0	0	0	0	0	0	0	0	0	0	0	0
27. Aggregate write-ins for deductions	0	0	0	0	0	0	0	0	0	0	0	0
28. Totals (Lines 20 to 27)	237,469,162	0	0	237,469,162	0	0	0	0	0	0	0	0
29. Net gain from operations before dividends to policyholders, refunds to members and federal income taxes (Line 9 minus Line 28)	(39,959,308)	0	0	(39,959,308)	0	0	0	0	0	0	0	0
30. Dividends to policyholders and refunds to members	0	0	0	0	0	0	0	0	0	0	0	0
31. Net gain from operations after dividends to policyholders, refunds to members and before federal income taxes (Line 29 minus Line 30)	(39,959,308)	0	0	(39,959,308)	0	0	0	0	0	0	0	0
32. Federal income taxes incurred (excluding tax on capital gains)	(2,073,054)	0	0	(2,073,054)	0	0	0	0	0	0	0	0
33. Net gain from operations after dividends to policyholders, refunds to members and federal income taxes and before realized capital gains or (losses) (Line 31 minus Line 32)	(37,886,254)	0	0	(37,886,254)	0	0	0	0	0	0	0	0
34. Policies/certificates in force end of year	0	0	0	0	0	0	0	0	0	0	0	0
<b>DETAILS OF WRITE-INS</b>												
08.301. Funds withheld assumed investment income	20,037,539	0	0	20,037,539	0	0	0	0	0	0	0	0
08.302.												
08.303.												
08.398. Summary of remaining write-ins for Line 8.3 from overflow page	0	0	0	0	0	0	0	0	0	0	0	0
08.399. Totals (Lines 08.301 through 08.303 plus 08.398) (Line 8.3 above)	20,037,539	0	0	20,037,539	0	0	0	0	0	0	0	0
2701.												
2702.												
2703.												
2798. Summary of remaining write-ins for Line 27 from overflow page	0	0	0	0	0	0	0	0	0	0	0	0
2799. Totals (Lines 2701 through 2703 plus 2798) (Line 27 above)	0	0	0	0	0	0	0	0	0	0	0	0

(a) Include premium amounts for preneed plans included in Line 1 .....0  
(b) Indicate if blocks of business in run-off that comprise less than 5% of premiums and less than 5% of reserve and loans liability are aggregated with material blocks of business and which columns are affected. ....  
(c) Individual and Group Credit Life are combined and included on ..... page. (Indicate whether included with Individual or Group.)



Analysis of Operations by Lines of Business - Group Life Insurance

**N O N E**

Analysis of Operations by Lines of Business - Individual Annuities

**N O N E**

Analysis of Operations by Lines of Business - Group Annuities

**N O N E**

Analysis of Operations by Lines of Business - Accident and Health

**N O N E**

ANNUAL STATEMENT FOR THE YEAR 2024 OF THE TLIC Watertree Reinsurance Inc.

**ANALYSIS OF INCREASE IN RESERVES DURING THE YEAR - INDIVIDUAL LIFE INSURANCE (a)**

	1	2	3	4	5	6	7	8	9	10	11	12
	Total	Industrial Life	Whole Life	Term Life	Indexed Life	Universal Life	Universal Life With Secondary Guarantees	Variable Life	Variable Universal Life	Credit Life <sup>(b)</sup> (N/A Fraternal)	Other Individual Life	YRT Mortality Risk Only
<b>Involving Life or Disability Contingencies (Reserves)</b> (Net of Reinsurance Ceded)												
1. Reserve December 31 of prior year	1,699,937,619	0	0	1,699,937,619	0	0	0	0	0	0	0	0
2. Tabular net premiums or considerations	332,069,977	0	0	332,069,977	0	0	0	0	0	0	0	0
3. Present value of disability claims incurred	0	0	0	0	0	0	0	0	0	0	0	0
4. Tabular interest	64,351,600	0	0	64,351,600	0	0	0	0	0	0	0	0
5. Tabular less actual reserve released	7,391	0	0	7,391	0	0	0	0	0	0	0	0
6. Increase in reserve on account of change in valuation basis	0	0	0	0	0	0	0	0	0	0	0	0
6.1 Change in excess of VM-20 deterministic/stochastic reserve over net premium reserve	0	XXX	0	0	0	0	0	0	0	XXX	0	0
7. Other increases (net)	(7,867,610)	0	0	(7,867,610)	0	0	0	0	0	0	0	0
8. Totals (Lines 1 to 7)	2,088,498,977	0	0	2,088,498,977	0	0	0	0	0	0	0	0
9. Tabular cost	221,112,589	0	0	221,112,589	0	0	0	0	0	0	0	0
10. Reserves released by death	5,417,499	0	0	5,417,499	0	0	0	0	0	0	0	0
11. Reserves released by other terminations (net)	46,841,072	0	0	46,841,072	0	0	0	0	0	0	0	0
12. Annuity, supplementary contract and disability payments involving life contingencies	2,257	0	0	2,257	0	0	0	0	0	0	0	0
13. Net transfers to or (from) Separate Accounts	0	0	0	0	0	0	0	0	0	0	0	0
14. Total Deductions (Lines 9 to 13)	273,373,417	0	0	273,373,417	0	0	0	0	0	0	0	0
15. Reserve December 31 of current year	1,815,125,560	0	0	1,815,125,560	0	0	0	0	0	0	0	0
<b>Cash Surrender Value and Policy Loans</b>												
16. CSV Ending balance December 31, current year	4,001,961	0	0	4,001,961	0	0	0	0	0	0	0	0
17. Amount Available for Policy Loans Based upon Line 16 CSV	0	0	0	0	0	0	0	0	0	0	0	0

(a) Indicate if blocks of business in run-off that comprise less than 5% of premiums and less than 5% of reserve and loans liability are aggregated with material blocks of business and which columns are affected.

(b) Individual and Group Credit Life are combined and included on page. (Indicate whether included with Individual or Group.)

Analysis of Increase in Reserves During the Year - Group Life Insurance

**N O N E**

Analysis of Increase in Reserves During the Year - Individual Annuities

**N O N E**

Analysis of Increase in Reserves During the Year - Group Annuities

**N O N E**

**EXHIBIT OF NET INVESTMENT INCOME**

	1 Collected During Year	2 Earned During Year
1. U.S. Government bonds	(a) 3,412,124	3,413,765
1.1 Bonds exempt from U.S. tax	(a) 0	0
1.2 Other bonds (unaffiliated)	(a) 18,180,487	17,918,438
1.3 Bonds of affiliates	(a) 0	0
2.1 Preferred stocks (unaffiliated)	(b) 0	0
2.11 Preferred stocks of affiliates	(b) 0	0
2.2 Common stocks (unaffiliated)	0	0
2.21 Common stocks of affiliates	0	0
3. Mortgage loans	(c) 0	0
4. Real estate	(d) 0	0
5. Contract loans	0	0
6. Cash, cash equivalents and short-term investments	(e) 2,919,690	2,935,000
7. Derivative instruments	(f) 0	0
8. Other invested assets	0	0
9. Aggregate write-ins for investment income	21,695	21,695
10. Total gross investment income	24,533,995	24,288,897
11. Investment expenses		(g) 656,823
12. Investment taxes, licenses and fees, excluding federal income taxes		(g) 12,823
13. Interest expense		(h) 3,417
14. Depreciation on real estate and other invested assets		(i) 0
15. Aggregate write-ins for deductions from investment income		0
16. Total deductions (Lines 11 through 15)		673,063
17. Net investment income (Line 10 minus Line 16)		23,615,834
<b>DETAILS OF WRITE-INS</b>		
0901. Miscellaneous investment income	21,695	21,695
0902.		
0903.		
0998. Summary of remaining write-ins for Line 9 from overflow page	0	0
0999. Totals (Lines 0901 through 0903 plus 0998) (Line 9, above)	21,695	21,695
1501.		
1502.		
1503.		
1598. Summary of remaining write-ins for Line 15 from overflow page		0
1599. Totals (Lines 1501 through 1503 plus 1598) (Line 15, above)		0

- (a) Includes \$ 1,303,293 accrual of discount less \$ 1,513,078 amortization of premium and less \$ 164,497 paid for accrued interest on purchases.
- (b) Includes \$ 0 accrual of discount less \$ 0 amortization of premium and less \$ 0 paid for accrued dividends on purchases.
- (c) Includes \$ 0 accrual of discount less \$ 0 amortization of premium and less \$ 0 paid for accrued interest on purchases.
- (d) Includes \$ 0 for company's occupancy of its own buildings; and excludes \$ 0 interest on encumbrances.
- (e) Includes \$ 0 accrual of discount less \$ 0 amortization of premium and less \$ 0 paid for accrued interest on purchases.
- (f) Includes \$ 0 accrual of discount less \$ 0 amortization of premium.
- (g) Includes \$ 0 investment expenses and \$ 0 investment taxes, licenses and fees, excluding federal income taxes, attributable to segregated and Separate Accounts.
- (h) Includes \$ 0 interest on surplus notes and \$ 0 interest on capital notes.
- (i) Includes \$ 0 depreciation on real estate and \$ 0 depreciation on other invested assets.

**EXHIBIT OF CAPITAL GAINS (LOSSES)**

	1 Realized Gain (Loss) On Sales or Maturity	2 Other Realized Adjustments	3 Total Realized Capital Gain (Loss) (Columns 1 + 2)	4 Change in Unrealized Capital Gain (Loss)	5 Change in Unrealized Foreign Exchange Capital Gain (Loss)
1. U.S. Government bonds					
1.1 Bonds exempt from U.S. tax					
1.2 Other bonds (unaffiliated)					
1.3 Bonds of affiliates					
2.1 Preferred stocks (unaffiliated)					
2.11 Preferred stocks of affiliates					
2.2 Common stocks (unaffiliated)					
2.21 Common stocks of affiliates					
3. Mortgage loans					
4. Real estate					
5. Contract loans					
6. Cash, cash equivalents and short-term investments					
7. Derivative instruments					
8. Other invested assets					
9. Aggregate write-ins for capital gains (losses)					
10. Total capital gains (losses)					
<b>NONE</b>					
<b>DETAILS OF WRITE-INS</b>					
0901.					
0902.					
0903.					
0998. Summary of remaining write-ins for Line 9 from overflow page					
0999. Totals (Lines 0901 through 0903 plus 0998) (Line 9, above)					

ANNUAL STATEMENT FOR THE YEAR 2024 OF THE TLIC Watertree Reinsurance Inc.

**EXHIBIT - 1 PART 1 - PREMIUMS AND ANNUITY CONSIDERATIONS FOR LIFE AND ACCIDENT AND HEALTH CONTRACTS**

	1	2	3	4	5	6	7	8
	Total	Individual Life	Group Life	Individual Annuities	Group Annuities	Accident & Health	Fraternal	Other Lines of Business
<b>FIRST YEAR (other than single)</b>								
1. Uncollected .....	0	0	0	0	0	0	0	0
2. Deferred and accrued .....	0	0	0	0	0	0	0	0
3. Deferred , accrued and uncollected:								
3.1 Direct .....	0	0	0	0	0	0	0	0
3.2 Reinsurance assumed .....	0	0	0	0	0	0	0	0
3.3 Reinsurance ceded .....	0	0	0	0	0	0	0	0
3.4 Net (Line 1 + Line 2) .....	0	0	0	0	0	0	0	0
4. Advance .....	0	0	0	0	0	0	0	0
5. Line 3.4 - Line 4 .....	0	0	0	0	0	0	0	0
6. Collected during year:								
6.1 Direct .....	0	0	0	0	0	0	0	0
6.2 Reinsurance assumed .....	0	0	0	0	0	0	0	0
6.3 Reinsurance ceded .....	94	94	0	0	0	0	0	0
6.4 Net .....	(94)	(94)	0	0	0	0	0	0
7. Line 5 + Line 6.4 .....	(94)	(94)	0	0	0	0	0	0
8. Prior year (uncollected + deferred and accrued - advance) .....	0	0	0	0	0	0	0	0
9. First year premiums and considerations:								
9.1 Direct .....	0	0	0	0	0	0	0	0
9.2 Reinsurance assumed .....	0	0	0	0	0	0	0	0
9.3 Reinsurance ceded .....	94	94	0	0	0	0	0	0
9.4 Net (Line 7 - Line 8) .....	(94)	(94)	0	0	0	0	0	0
<b>SINGLE</b>								
10. Single premiums and considerations:								
10.1 Direct .....	0	0	0	0	0	0	0	0
10.2 Reinsurance assumed .....	0	0	0	0	0	0	0	0
10.3 Reinsurance ceded .....	0	0	0	0	0	0	0	0
10.4 Net .....	0	0	0	0	0	0	0	0
<b>RENEWAL</b>								
11. Uncollected .....	1,369,354	1,369,354	0	0	0	0	0	0
12. Deferred and accrued .....	89,168	89,168	0	0	0	0	0	0
13. Deferred, accrued and uncollected:								
13.1 Direct .....	0	0	0	0	0	0	0	0
13.2 Reinsurance assumed .....	1,458,521	1,458,521	0	0	0	0	0	0
13.3 Reinsurance ceded .....	0	0	0	0	0	0	0	0
13.4 Net (Line 11 + Line 12) .....	1,458,521	1,458,521	0	0	0	0	0	0
14. Advance .....	850,037	850,037	0	0	0	0	0	0
15. Line 13.4 - Line 14 .....	608,484	608,484	0	0	0	0	0	0
16. Collected during year:								
16.1 Direct .....	0	0	0	0	0	0	0	0
16.2 Reinsurance assumed .....	162,509,817	162,509,817	0	0	0	0	0	0
16.3 Reinsurance ceded .....	8,909,547	8,909,547	0	0	0	0	0	0
16.4 Net .....	153,600,270	153,600,270	0	0	0	0	0	0
17. Line 15 + Line 16.4 .....	154,208,754	154,208,754	0	0	0	0	0	0
18. Prior year (uncollected + deferred and accrued - advance) .....	491,246	491,246	0	0	0	0	0	0
19. Renewal premiums and considerations:								
19.1 Direct .....	0	0	0	0	0	0	0	0
19.2 Reinsurance assumed .....	162,627,056	162,627,056	0	0	0	0	0	0
19.3 Reinsurance ceded .....	8,909,547	8,909,547	0	0	0	0	0	0
19.4 Net (Line 17 - Line 18) .....	153,717,509	153,717,509	0	0	0	0	0	0
<b>TOTAL</b>								
20. Total premiums and annuity considerations:								
20.1 Direct .....	0	0	0	0	0	0	0	0
20.2 Reinsurance assumed .....	162,627,056	162,627,056	0	0	0	0	0	0
20.3 Reinsurance ceded .....	8,909,641	8,909,641	0	0	0	0	0	0
20.4 Net (Lines 9.4 + 10.4 + 19.4) .....	153,717,415	153,717,415	0	0	0	0	0	0

**EXHIBIT - 1 PART 2 - POLICYHOLDERS' DIVIDENDS, REFUNDS TO MEMBERS AND COUPONS APPLIED, REINSURANCE COMMISSIONS AND EXPENSE ALLOWANCES AND COMMISSIONS INCURRED (Direct Business Only)**

	1	2	3	4	5	6	7	8
	Total	Individual Life	Group Life	Individual Annuities	Group Annuities	Accident & Health	Fraternal	Other Lines of Business
<b>POLICYHOLDERS' DIVIDENDS, REFUNDS TO MEMBERS AND COUPONS APPLIED (included in Part 1)</b>								
21. To pay renewal premiums .....	0	0	0	0	0	0	0	0
22. All other .....	0	0	0	0	0	0	0	0
<b>REINSURANCE COMMISSIONS AND EXPENSE ALLOWANCES INCURRED</b>								
23. First year (other than single):								
23.1 Reinsurance ceded .....	0	0	0	0	0	0	0	0
23.2 Reinsurance assumed .....	0	0	0	0	0	0	0	0
23.3 Net ceded less assumed .....	0	0	0	0	0	0	0	0
24. Single:								
24.1 Reinsurance ceded .....	0	0	0	0	0	0	0	0
24.2 Reinsurance assumed .....	0	0	0	0	0	0	0	0
24.3 Net ceded less assumed .....	0	0	0	0	0	0	0	0
25. Renewal:								
25.1 Reinsurance ceded .....	0	0	0	0	0	0	0	0
25.2 Reinsurance assumed .....	12,696,005	12,696,005	0	0	0	0	0	0
25.3 Net ceded less assumed .....	(12,696,005)	(12,696,005)	0	0	0	0	0	0
26. Totals:								
26.1 Reinsurance ceded (Page 6, Line 6) .....	0	0	0	0	0	0	0	0
26.2 Reinsurance assumed (Page 6, Line 22) .....	12,696,005	12,696,005	0	0	0	0	0	0
26.3 Net ceded less assumed .....	(12,696,005)	(12,696,005)	0	0	0	0	0	0
<b>COMMISSIONS INCURRED (direct business only)</b>								
27. First year (other than single) .....	0	0	0	0	0	0	0	0
28. Single .....	0	0	0	0	0	0	0	0
29. Renewal .....	0	0	0	0	0	0	0	0
30. Deposit-type contract funds .....	0	0	0	0	0	0	0	0
31. Totals (to agree with Page 6, Line 21)	0	0	0	0	0	0	0	0

ANNUAL STATEMENT FOR THE YEAR 2024 OF THE TLIC Watertree Reinsurance Inc.

**EXHIBIT 2 - GENERAL EXPENSES**

	Insurance				5 Investment	6 Fraternal	7 Total
	1 Life	2 Accident and Health		4 All Other Lines of Business			
		2 Cost Containment	3 All Other				
1. Rent	0	0	0	0	8,049	0	8,049
2. Salaries and wages	0	0	0	0	282,720	0	282,720
3.11 Contributions for benefit plans for employees	0	0	0	0	45,456	0	45,456
3.12 Contributions for benefit plans for agents	0	0	0	0	0	0	0
3.21 Payments to employees under non-funded benefit plans	0	0	0	0	0	0	0
3.22 Payments to agents under non-funded benefit plans	0	0	0	0	0	0	0
3.31 Other employee welfare	0	0	0	0	854	0	854
3.32 Other agent welfare	0	0	0	0	0	0	0
4.1 Legal fees and expenses	0	0	0	0	1,087	0	1,087
4.2 Medical examination fees	0	0	0	0	0	0	0
4.3 Inspection report fees	0	0	0	0	0	0	0
4.4 Fees of public accountants and consulting actuaries	0	0	0	0	12,170	0	12,170
4.5 Expense of investigation and settlement of policy claims	0	0	0	0	0	0	0
5.1 Traveling expenses	0	0	0	0	4,709	0	4,709
5.2 Advertising	0	0	0	0	0	0	0
5.3 Postage, express, telegraph and telephone	0	0	0	0	986	0	986
5.4 Printing and stationery	0	0	0	0	152	0	152
5.5 Cost or depreciation of furniture and equipment	0	0	0	0	25,018	0	25,018
5.6 Rental of equipment	0	0	0	0	0	0	0
5.7 Cost or depreciation of EDP equipment and software	0	0	0	0	0	0	0
6.1 Books and periodicals	0	0	0	0	390	0	390
6.2 Bureau and association fees	0	0	0	0	260	0	260
6.3 Insurance, except on real estate	0	0	0	0	5,286	0	5,286
6.4 Miscellaneous losses	0	0	0	0	0	0	0
6.5 Collection and bank service charges	0	0	0	0	(291)	0	(291)
6.6 Sundry general expenses	0	0	0	0	28,779	0	28,779
6.7 Group service and administration fees	0	0	0	0	0	0	0
6.8 Reimbursements by uninsured plans	0	0	0	0	0	0	0
7.1 Agency expense allowance	0	0	0	0	0	0	0
7.2 Agents' balances charged off (less \$ 0 recovered)	0	0	0	0	0	0	0
7.3 Agency conferences other than local meetings	0	0	0	0	0	0	0
8.1 Official publication (Fraternal Benefit Societies Only)	XXX	XXX	XXX	XXX	XXX	0	0
8.2 Expense of supreme lodge meetings (Fraternal Benefit Societies Only)	XXX	XXX	XXX	XXX	XXX	0	0
9.1 Real estate expenses	0	0	0	0	0	0	0
9.2 Investment expenses not included elsewhere	0	0	0	0	109,796	0	109,796
9.3 Aggregate write-ins for expenses	3,213,108	0	0	0	131,402	0	3,344,510
10. General expenses incurred	3,213,108	0	0	0	656,822	(b)	(a) 3,869,930
11. General expenses unpaid Dec. 31, prior year	717,189	0	0	0	0	0	717,189
12. General expenses unpaid Dec. 31, current year	781,457	0	0	0	0	0	781,457
13. Amounts receivable relating to uninsured plans, prior year	0	0	0	0	0	0	0
14. Amounts receivable relating to uninsured plans, current year	0	0	0	0	0	0	0
15. General expenses paid during year (Lines 10+11-12-13+14)	3,148,840	0	0	0	656,822	0	3,805,662
<b>DETAILS OF WRITE-INS</b>							
09.301. Investment service fees	0	0	0	0	131,402	0	131,402
09.302. Other Professional Fees	3,019,173	0	0	0	0	0	3,019,173
09.303. All located Expenses	193,935	0	0	0	0	0	193,935
09.398. Summary of remaining write-ins for Line 9.3 from overflow page	0	0	0	0	0	0	0
09.399. Totals (Lines 09.301 through 09.303 plus 09.398) (Line 9.3 above)	3,213,108	0	0	0	131,402	0	3,344,510

(a) Includes management fees of \$ 0 to affiliates and \$ 0 to non-affiliates.

(b) Show the distribution of this amount in the following categories (Fraternal Benefit Societies Only):

1. Charitable \$ 0 ; 2. Institutional \$ 0 ; 3. Recreational and Health \$ 0 ; 4. Educational \$ 0 ; 5. Religious \$ 0 ; 6. Membership \$ 0 ; 7. Other \$ 0 ; 8. Total \$ 0

**EXHIBIT 3 - TAXES, LICENSES AND FEES (EXCLUDING FEDERAL INCOME TAXES)**

	Insurance			4 Investment	5 Fraternal	6 Total
	1 Life	2 Accident and Health	3 All Other Lines of Business			
1. Real estate taxes	0	0	0	0	0	0
2. State insurance department licenses and fees	1,295	0	0	803	0	2,098
3. State taxes on premiums	0	0	0	0	0	0
4. Other state taxes, including \$ 0 for employee benefits	0	0	0	0	0	0
5. U.S. Social Security taxes	0	0	0	11,945	0	11,945
6. All other taxes	300	0	0	75	0	375
7. Taxes, licenses and fees incurred	1,595	0	0	12,823	0	14,418
8. Taxes, licenses and fees unpaid Dec. 31, prior year	0	0	0	0	0	0
9. Taxes, licenses and fees unpaid Dec. 31, current year	0	0	0	0	0	0
10. Taxes, licenses and fees paid during year (Lines 7 + 8 - 9)	1,595	0	0	12,823	0	14,418

**EXHIBIT 4 - DIVIDENDS OR REFUNDS**

	1 Life	2 Accident and Health
	1. Applied to pay renewal premiums	
2. Applied to shorten the endowment or premium-paying period		
3. Applied to provide paid-up additions		
4. Applied to provide paid-up annuities		
5. Total Lines 1 through 4		
6. Paid in cash		
7. Left on deposit		
8. Aggregate write-ins for dividend or refund options		
9. Total Lines 5 through 8		
10. Amount due and unpaid		
11. Provision for dividends or refunds payable in the following calendar year		
12. Terminal dividends		
13. Provision for deferred dividend contracts		
14. Amount provisionally held for deferred dividend contracts not included in Line 13		
15. Total Lines 10 through 14		
16. Total from prior year		
17. Total dividends or refunds (Lines 9 + 15 - 16)		
<b>DETAILS OF WRITE-INS</b>		
0801.		
0802.		
0803.		
0898. Summary of remaining write-ins for Line 8 from overflow page		
0899. Totals (Lines 0801 through 0803 plus 0898) (Line 8 above)		

**NONE**





**EXHIBIT 5 - INTERROGATORIES**

- 1.1 Has the reporting entity ever issued both participating and non-participating contracts?..... Yes [ ] No [ X ]
- 1.2 If not, state which kind is issued.  
 Non-participating .....  
 2.1 Does the reporting entity at present issue both participating and non-participating contracts?..... Yes [ ] No [ X ]
- 2.2 If not, state which kind is issued.  
 Non-participating .....  
 3. Does the reporting entity at present issue or have in force contracts that contain non-guaranteed elements?..... Yes [ ] No [ X ]
- If so, attach a statement that contains the determination procedures, answers to the interrogatories and an actuarial opinion as described in the instructions.
- 4. Has the reporting entity any assessment or stipulated premium contracts in force? ..... Yes [ ] No [ X ]
- If so, state:  
 4.1 Amount of insurance? .....\$ ..... 0  
 4.2 Amount of reserve? .....\$ ..... 0  
 4.3 Basis of reserve:  
 .....  
 4.4 Basis of regular assessments:  
 .....  
 4.5 Basis of special assessments:  
 .....  
 4.6 Assessments collected during the year .....\$ ..... 0
- 5. If the contract loan interest rate guaranteed in any one or more of its currently issued contracts is less than 5%, not in advance, state the contract loan rate guarantees on any such contracts.  
 .....  
 6. Does the reporting entity hold reserves for any annuity contracts that are less than the reserves that would be held on a standard basis? ..... Yes [ ] No [ X ]
- 6.1 If so, state the amount of reserve on such contracts on the basis actually held:.....\$ ..... 0  
 6.2 That would have been held (on an exact or approximate basis) using the actual ages of the annuitants; the interest rate(s) used in 6.1; and the same mortality basis used by the reporting entity for the valuation of comparable annuity benefits issued to standard lives. If the reporting entity has no comparable annuity benefits for standard lives to be valued, the mortality basis shall be the table most recently approved by the state of domicile for valuing individual annuity benefits: .....\$ ..... 0
- Attach statement of methods employed in their valuation.
- 7. Does the reporting entity have any Synthetic GIC contracts or agreements in effect as of December 31 of the current year? ..... Yes [ ] No [ X ]
- 7.1 If yes, state the total dollar amount of assets covered by these contracts or agreements .....\$ ..... 0  
 7.2 Specify the basis (fair value, amortized cost, etc.) for determining the amount:  
 .....  
 7.3 State the amount of reserves established for this business: .....\$ ..... 0  
 7.4 Identify where the reserves are reported in the blank:  
 .....  
 8. Does the reporting entity have any Contingent Deferred Annuity contracts or agreements in effect as of December 31 of the current year? ..... Yes [ ] No [ X ]
- 8.1 If yes, state the total dollar amount of account value covered by these contracts or agreements: .....\$ ..... 0  
 8.2 State the amount of reserves established for this business: .....\$ ..... 0  
 8.3 Identify where the reserves are reported in the blank:  
 .....  
 9. Does the reporting entity have any Guaranteed Lifetime Income Benefit contracts, agreements or riders in effect as of December 31 of the current year? ..... Yes [ ] No [ X ]
- 9.1 If yes, state the total dollar amount of any account value associated with these contracts, agreements or riders: .....\$ ..... 0  
 9.2 State the amount of reserves established for this business: .....\$ ..... 0  
 9.3 Identify where the reserves are reported in the blank:  
 .....

**EXHIBIT 5A - CHANGES IN BASES OF VALUATION DURING THE YEAR**

1	Valuation Basis		4
Description of Valuation Class	2 Changed From	3 Changed To	Increase in Actuarial Reserve Due to Change
NONE			
9999999 - Total (Column 4, only)			

Exhibit 6 - Aggregate Reserves for Accident and Health Contracts

**N O N E**

Exhibit 7 - Deposit-Type Contracts

**N O N E**

ANNUAL STATEMENT FOR THE YEAR 2024 OF THE TLIC Watertree Reinsurance Inc.

**EXHIBIT 8 - CLAIMS FOR LIFE AND ACCIDENT AND HEALTH CONTRACTS**

**PART 1 - Liability End of Current Year**

	1	2	3	4	5	6	7	8
	Total	Individual Life	Group Life	Individual Annuities	Group Annuities	Accident & Health	Fraternal	Other Lines of Business
1. Due and unpaid:								
1.1 Direct .....	0	0	0	0	0	0	0	0
1.2 Reinsurance assumed .....	0	0	0	0	0	0	0	0
1.3 Reinsurance ceded .....	0	0	0	0	0	0	0	0
1.4 Net .....	0	0	0	0	0	0	0	0
2. In course of settlement:								
2.1 Resisted .....								
2.11 Direct .....	0	0	0	0	0	0	0	0
2.12 Reinsurance assumed .....	0	0	0	0	0	0	0	0
2.13 Reinsurance ceded .....	0	0	0	0	0	0	0	0
2.14 Net .....	0	(b)	(b)	(b)	0	0	0	0
2.2 Other .....								
2.21 Direct .....	0	0	0	0	0	0	0	0
2.22 Reinsurance assumed .....	27,372,433	27,372,433	0	0	0	0	0	0
2.23 Reinsurance ceded .....	0	0	0	0	0	0	0	0
2.24 Net .....	27,372,433	(b) 27,372,433	(b) 0	(b) 0	0	(b) 0	0	0
3. Incurred but unreported:								
3.1 Direct .....	0	0	0	0	0	0	0	0
3.2 Reinsurance assumed .....	1,339,735	1,339,735	0	0	0	0	0	0
3.3 Reinsurance ceded .....	0	0	0	0	0	0	0	0
3.4 Net .....	1,339,735	(b) 1,339,735	(b) 0	(b) 0	0	(b) 0	0	0
4. TOTALS .....								
4.1 Direct .....	0	0	0	0	0	0	0	0
4.2 Reinsurance assumed .....	28,712,168	28,712,168	0	0	0	0	0	0
4.3 Reinsurance ceded .....	0	0	0	0	0	0	0	0
4.4 Net .....	28,712,168	(a) 28,712,168	(a) 0	0	0	0	0	0

(a) Including matured endowments (but not guaranteed annual pure endowments) unpaid amounting to \$ 0 in Column 2 and \$ 0 in Column 3.

(b) Include only portion of disability and accident and health claim liabilities applicable to assumed "accrued" benefits. Reserves (including reinsurance assumed and net of reinsurance ceded) for unaccrued benefits for Individual Life \$ 103,838 Group Life \$ 0, and Individual Annuities \$ 0 are included in Page 3, Line 1, (See Exhibit 5, Section on Disability Disabled Lives); and for Accident and Health \$ 0 are included in Page 3, Line 2 (See Exhibit 6, Claim Reserve).

ANNUAL STATEMENT FOR THE YEAR 2024 OF THE TLIC Watertree Reinsurance Inc.

**EXHIBIT 8 - CLAIMS FOR LIFE AND ACCIDENT AND HEALTH CONTRACTS**

**PART 2 - Incurred During the Year**

	1	2	3	4	5	6	7	8
	Total	Individual Life (a)	Group Life (b)	Individual Annuities	Group Annuities	Accident & Health	Fraternal	Other Lines of Business
1. Settlements During the Year:								
1.1 Direct .....	0	0	0	0	0	0	0	0
1.2 Reinsurance assumed .....	105,984,444	105,984,444	0	0	0	0	0	0
1.3 Reinsurance ceded .....	10,027,389	10,027,389	0	0	0	0	0	0
1.4 Net .....	(c) 95,957,055	95,957,055	0	0	0	0	0	0
2. Liability December 31, current year from Part 1:								
2.1 Direct .....	0	0	0	0	0	0	0	0
2.2 Reinsurance assumed .....	28,712,168	28,712,168	0	0	0	0	0	0
2.3 Reinsurance ceded .....	0	0	0	0	0	0	0	0
2.4 Net .....	28,712,168	28,712,168	0	0	0	0	0	0
3. Amounts recoverable from reinsurers December 31, current year .....	0	0	0	0	0	0	0	0
4. Liability December 31, prior year:								
4.1 Direct .....	0	0	0	0	0	0	0	0
4.2 Reinsurance assumed .....	18,251,219	18,251,219	0	0	0	0	0	0
4.3 Reinsurance ceded .....	0	0	0	0	0	0	0	0
4.4 Net .....	18,251,219	18,251,219	0	0	0	0	0	0
5. Amounts recoverable from reinsurers December 31, prior year .....	0	0	0	0	0	0	0	0
6. Incurred Benefits								
6.1 Direct .....	0	0	0	0	0	0	0	0
6.2 Reinsurance assumed .....	116,445,393	116,445,393	0	0	0	0	0	0
6.3 Reinsurance ceded .....	10,027,389	10,027,389	0	0	0	0	0	0
6.4 Net .....	106,418,004	106,418,004	0	0	0	0	0	0

(a) Including matured endowments (but not guaranteed annual pure endowments) amounting to \$ .....0 in Line 1.1, \$ .....0 in Line 1.4.

\$ .....0 in Line 6.1, and \$ .....0 in Line 6.4.

(b) Including matured endowments (but not guaranteed annual pure endowments) amounting to \$ .....0 in Line 1.1, \$ .....0 in Line 1.4.

\$ .....0 in Line 6.1, and \$ .....0 in Line 6.4.

(c) Includes \$ .....2,860 premiums waived under total and permanent disability benefits.

**EXHIBIT OF NON-ADMITTED ASSETS**

	1	2	3
	Current Year Total Nonadmitted Assets	Prior Year Total Nonadmitted Assets	Change in Total Nonadmitted Assets (Col. 2 - Col. 1)
1. Bonds (Schedule D) .....	0	0	0
2. Stocks (Schedule D):			
2.1 Preferred stocks .....	0	0	0
2.2 Common stocks .....	0	0	0
3. Mortgage loans on real estate (Schedule B):			
3.1 First liens .....	0	0	0
3.2 Other than first liens.....	0	0	0
4. Real estate (Schedule A):			
4.1 Properties occupied by the company .....	0	0	0
4.2 Properties held for the production of income.....	0	0	0
4.3 Properties held for sale .....	0	0	0
5. Cash (Schedule E - Part 1), cash equivalents (Schedule E - Part 2) and short-term investments (Schedule DA) .....	0	0	0
6. Contract loans .....	0	0	0
7. Derivatives (Schedule DB) .....	0	0	0
8. Other invested assets (Schedule BA) .....	0	0	0
9. Receivables for securities .....	0	0	0
10. Securities lending reinvested collateral assets (Schedule DL) .....	0	0	0
11. Aggregate write-ins for invested assets .....	0	0	0
12. Subtotals, cash and invested assets (Lines 1 to 11) .....	0	0	0
13. Title plants (for Title insurers only) .....	0	0	0
14. Investment income due and accrued .....	0	0	0
15. Premiums and considerations:			
15.1 Uncollected premiums and agents' balances in the course of collection .....	0	0	0
15.2 Deferred premiums, agents' balances and installments booked but deferred and not yet due .	0	0	0
15.3 Accrued retrospective premiums and contracts subject to redetermination .....	0	0	0
16. Reinsurance:			
16.1 Amounts recoverable from reinsurers .....	0	0	0
16.2 Funds held by or deposited with reinsured companies .....	0	0	0
16.3 Other amounts receivable under reinsurance contracts .....	0	0	0
17. Amounts receivable relating to uninsured plans .....	0	0	0
18.1 Current federal and foreign income tax recoverable and interest thereon .....	0	0	0
18.2 Net deferred tax asset .....	30,101,077	29,964,875	(136,202)
19. Guaranty funds receivable or on deposit .....	0	0	0
20. Electronic data processing equipment and software .....	0	0	0
21. Furniture and equipment, including health care delivery assets .....	0	0	0
22. Net adjustment in assets and liabilities due to foreign exchange rates .....	0	0	0
23. Receivables from parent, subsidiaries and affiliates .....	0	0	0
24. Health care and other amounts receivable .....	0	0	0
25. Aggregate write-ins for other-than-invested assets .....	0	48,284	48,284
26. Total assets excluding Separate Accounts, Segregated Accounts and Protected Cell Accounts (Lines 12 to 25) .....	30,101,077	30,013,159	(87,918)
27. From Separate Accounts, Segregated Accounts and Protected Cell Accounts .....	0	0	0
28. Total (Lines 26 and 27)	30,101,077	30,013,159	(87,918)
<b>DETAILS OF WRITE-INS</b>			
1101. ....			
1102. ....			
1103. ....			
1198. Summary of remaining write-ins for Line 11 from overflow page .....	0	0	0
1199. Totals (Lines 1101 through 1103 plus 1198)(Line 11 above)	0	0	0
2501. Investment receivables .....	0	48,284	48,284
2502. ....			
2503. ....			
2598. Summary of remaining write-ins for Line 25 from overflow page .....	0	0	0
2599. Totals (Lines 2501 through 2503 plus 2598)(Line 25 above)	0	48,284	48,284

## NOTES TO FINANCIAL STATEMENTS

### 1. Summary of Significant Accounting Policies and Going Concern

#### A. Accounting Practices

The financial statements of TLIC Watertree Reinsurance, Inc. (TWRI or the Company) are presented on the basis of accounting practices prescribed or permitted by the Iowa Insurance Division (IID). The IID recognizes only statutory accounting practices prescribed or permitted by the State of Iowa for determining and reporting the financial condition and results of operations of an insurance company, and for determining its solvency under Iowa Insurance Law. The National Association of Insurance Commissioners (NAIC) Accounting Practices and Procedures Manual (NAIC SAP) has been adopted as a component of prescribed practices by the State of Iowa. The Commissioner of Insurance has the right to permit specific practices that deviate from prescribed practices.

The State of Iowa has adopted a prescribed accounting practice that differs from the NAIC SAP related to an excess of loss (XOL) reinsurance asset. As prescribed by Iowa Administrative Code (IAC) 191-99.11(3), the Company reports an XOL reinsurance asset as an admitted asset, valued at the excess of net assumed statutory reserves of the Company over the funds withheld account balance maintained by its parent, Transamerica Life Insurance Company (TLIC), whereas such an asset is not admissible under NAIC SAP. Risk charges are not assessed against the XOL reinsurance asset in the Company's risk-based capital (RBC) calculation.

A reconciliation of the Company's net loss and capital and surplus between NAIC SAP and practices prescribed and permitted by the State of Iowa is shown below:

	SSAP #	F/S Page	F/S Line #	2024	2023
<b>NET LOSS</b>					
(1) TWRI state basis (Page 4, Line 35, Columns 1 & 2)	XXX	XXX	XXX	\$ (37,887,017)	\$ (45,981,480)
(2) State prescribed practices that are an increase / (decrease) from NAIC SAP: None				—	—
(3) State permitted practices that are an increase / (decrease) from NAIC SAP: None				—	—
(4) NAIC SAP (1-2-3=4)	XXX	XXX	XXX	<u>\$ (37,887,017)</u>	<u>\$ (45,981,480)</u>
<b>SURPLUS</b>					
(5) TWRI state basis (Page 3, Line 38, Columns 1 & 2)	XXX	XXX	XXX	\$ 664,515,983	\$ 634,408,498
(6) State prescribed practices that are an increase / (decrease) from NAIC SAP: Excess of loss reinsurance asset	4	2	2501	1,359,056,083	1,247,285,219
(7) State permitted practices that are an increase / (decrease) from NAIC SAP: None				—	—
(8) NAIC SAP (5-6-7=8)	XXX	XXX	XXX	<u>\$ (694,540,100)</u>	<u>\$ (612,876,721)</u>

If the Company had not been prescribed to include the XOL reinsurance asset in surplus, the Company's RBC would have been below the mandatory control levels of \$18,053,784 and \$18,530,690 at December 31, 2024 and 2023, respectively.

#### B. Use of Estimates in the Preparation of the Financial Statements

The preparation of financial statements in conformity with Statutory Accounting Principles requires management to make estimates that affect the reported amounts of assets and liabilities. It also requires disclosure of contingent assets and liabilities at the date of the financial statements and the reported amounts of revenue and expenses during the period. Actual results could differ from those estimates.

#### C. Accounting Policy

The Company is subject to Actuarial Guideline 48, as the business ceded to the Company was issued after January 1, 2015, and the Company was established after that date. The purpose and intent of this actuarial guideline was to establish uniform, national standards governing term and secondary guarantee reserve financing arrangements and, in connection with such arrangements, to ensure that Primary Security, in an amount at least equal to the Required Level of Primary Security, is held by or on behalf of the ceding insurer. The Company meets the primary security requirements for the business it assumed from an affiliate.

In addition, the Company uses the following accounting policies:

- (1) Short-term investments are accounted for in the same manner as similar long-term investments. Investments in money market mutual funds are reported as cash equivalents and valued at fair value.
- (2) Investments in bonds not backed by other loans are stated at amortized cost using the scientific interest method, except those with a NAIC designation of 6, which are stated at the lower of amortized cost or fair value.
- (3) The Company had no investments in common stock during 2024 or 2023.
- (4) The Company had no investments in preferred stock during 2024 or 2023.
- (5) The Company had no investments in mortgage loans during 2024 or 2023.
- (6) Investments in loan-backed securities are stated at amortized cost, except those with an initial NAIC designation of 6, which are stated at the lower of amortized cost or fair value. The retrospective adjustment method is used to value all loan-backed securities unless the security has been impaired.
- (7) The Company had no investments in subsidiaries, controlled or affiliated companies during 2024 or 2023.
- (8) The Company had no investments in joint ventures, partnerships or limited liability companies during 2024 or 2023.
- (9) The Company had no investments in derivatives during 2024 or 2023.
- (10) Not applicable as the Company does not write accident and health business.
- (11) Not applicable as the Company does not write accident and health business.

---

## NOTES TO FINANCIAL STATEMENTS

---

(12) The Company has not modified its capitalization policy from the prior period.

(13) Pharmaceutical rebate receivables - Not applicable.

D. Going Concern

Management has evaluated the ability of the Company to continue as a going concern and has determined that no substantial doubt exists with regard to the Company's ability to meet its obligations as they become due within one year after the issuance of the financial statements.

2. Accounting Changes and Corrections of Errors - No significant change.

3. Business Combinations and Goodwill - None.

4. Discontinued Operations - None.

5. Investments

A. Mortgage Loans, including Mezzanine Real Estate Loans - None.

B. Debt Restructuring - None.

C. Reverse Mortgages - None.

D. Loan-Backed Securities

(1) Prepayment assumptions were obtained from Moody's prepayment models. If assumptions were not available from these sources, internal estimates were used.

(2) There were no loan-backed and structured securities with a recognized other-than-temporary impairment (OTTI) due to intent to sell or lack of intent and ability to hold during the current reporting period.

(3) There were no loan-backed and structured securities held at December 31, 2024, for which an OTTI had been recognized during the current reporting period.

(4) The unrealized losses of loan-backed and structured securities where fair value is less than cost or amortized cost for which an OTTI has not been recognized in earnings as of December 31, 2024, were as follows:

a. The aggregate amount of unrealized losses:

1. Less than 12 months	\$	948,215
2. 12 months or longer		13,240,436

b. The aggregate related fair value of securities with unrealized losses:

1. Less than 12 months	\$	53,222,198
2. 12 months or longer		202,323,433

(5) In determining whether a decline in value is other than temporary, the Company considers several factors including, but not limited to the following: the probability and timing of collecting all contractual cash flows, the Company's inability or lack of intent to retain the investment for a period of time sufficient to recover the amortized cost basis, the extent and duration of the decline in value, the reasons for the decline, and the performance of the security's underlying collateral and projected future cash flows.

E. Dollar Repurchase Agreements and/or Securities Lending Transactions - None.

F. Repurchase Agreements Transactions Accounted for as Secured Borrowing - None.

G. Reverse Repurchase Agreements Transactions Accounted for as Secured Borrowing - None.

H. Repurchase Agreements Transactions Accounted for as a Sale - None.

I. Reverse Repurchase Agreements Transactions Accounted for as a Sale - None.

J. Real Estate - None.

K. Low-Income Housing Tax Credits (LIHTC) - None.

L. Restricted Assets - None.

M. Working Capital Finance Investments - None.

N. Offsetting and Netting of Assets and Liabilities - None.

O. 5GI Securities - None.

P. Short Sales - None.

Q. Prepayment Penalty and Acceleration Fees - None.

R. Reporting Entity's Share of Cash Pool by Asset Type - None.

S. Aggregate Collateral Loans by Qualifying Investment Collateral - None.

6. Joint Ventures, Partnerships and Limited Liability Companies - None.

7. Investment Income

A. Due and Accrued Income Excluded from Surplus

Due and accrued interest income is excluded when payment exceeds 90 days past due. Due and accrued amounts determined to be uncollectible are written off through the Summary of Operations.

B. Total Amount Excluded

## NOTES TO FINANCIAL STATEMENTS

The Company did not exclude any investment income due and accrued as of December 31, 2024 or 2023.

C. The gross, nonadmitted and admitted amounts for interest income due and accrued.

Interest Income Due and Accrued	Amount
1. Gross	\$ 3,379,782
2. Nonadmitted	\$ —
3. Admitted	\$ 3,379,782

D. The aggregate deferred interest - None.

E. The cumulative amounts of paid-in-kind (PIK) interest included in the current principal balance - None.

8. Derivative Instruments - None.

9. Income Taxes

A. The components of the net deferred tax asset (liability) at December 31 are as follows:

(1) Change between years by tax character

	2024		
	(1)	(2)	(3)
	Ordinary	Capital	Total (Col 1+2)
(a) Gross deferred tax assets	\$ 32,685,222	\$ 20,213	\$ 32,705,435
(b) Statutory valuation allowance adjustments	—	—	—
(c) Adjusted gross deferred tax assets (1a – 1b)	32,685,222	20,213	32,705,435
(d) Deferred tax assets nonadmitted	30,101,077	—	30,101,077
(e) Subtotal net admitted deferred tax asset (1c – 1d)	2,584,145	20,213	2,604,358
(f) Deferred tax liabilities	464,486	871,993	1,336,479
(g) Net admitted deferred tax asset / (net deferred tax liability) (1e – 1f)	<u>\$ 2,119,659</u>	<u>\$ (851,780)</u>	<u>\$ 1,267,879</u>
	2023		
	(4)	(5)	(6)
	Ordinary	Capital	Total (Col 4+5)
(a) Gross deferred tax assets	\$ 32,407,061	\$ 4,264	\$ 32,411,325
(b) Statutory valuation allowance adjustments	—	—	—
(c) Adjusted gross deferred tax assets (1a – 1b)	32,407,061	4,264	32,411,325
(d) Deferred tax assets nonadmitted	29,964,875	—	29,964,875
(e) Subtotal net admitted deferred tax asset (1c – 1d)	2,442,186	4,264	2,446,450
(f) Deferred tax liabilities	909,807	735,420	1,645,227
(g) Net admitted deferred tax asset / (net deferred tax liability) (1e – 1f)	<u>\$ 1,532,379</u>	<u>\$ (731,156)</u>	<u>\$ 801,223</u>
	Change		
	(7)	(8)	(9)
	Ordinary (Col 1–4)	Capital (Col 2–5)	Total (Col 7+8)
(a) Gross deferred tax assets	\$ 278,161	\$ 15,949	\$ 294,110
(b) Statutory valuation allowance adjustments	—	—	—
(c) Adjusted gross deferred tax assets (1a – 1b)	278,161	15,949	294,110
(d) Deferred tax assets nonadmitted	136,202	—	136,202
(e) Subtotal net admitted deferred tax asset (1c – 1d)	141,959	15,949	157,908
(f) Deferred tax liabilities	(445,321)	136,573	(308,748)
(g) Net admitted deferred tax asset / (net deferred tax liability) (1e – 1f)	<u>\$ 587,280</u>	<u>\$ (120,624)</u>	<u>\$ 466,656</u>

(2) Admission calculation components SSAP No. 101, *Income Taxes*

	2024		
	(1)	(2)	(3)
	Ordinary	Capital	Total (Col 1+2)
(a) Federal income taxes paid in prior years recoverable through loss carrybacks	\$ —	\$ —	\$ —
(b) Adjusted gross deferred tax assets expected to be realized (excluding the amount of deferred tax assets from 2(a) above) after application of the threshold limitation (the lesser of 2(b)1 and 2(b)2 below)	1,267,879	—	1,267,879
1. Adjusted gross deferred tax assets expected to be realized following the balance sheet date	1,267,879	—	1,267,879
2. Adjusted gross deferred tax assets allowed per limitation threshold	XXX	XXX	99,487,215
(c) Adjusted gross deferred tax assets (excluding the amount of deferred tax assets from 2(a) and 2(b) above) offset by gross deferred tax liabilities	1,316,266	20,213	1,336,479
(d) Deferred tax assets admitted as the result of application of SSAP No. 101, total (2(a) + 2(b) + 2(c))	<u>\$ 2,584,145</u>	<u>\$ 20,213</u>	<u>\$ 2,604,358</u>



## NOTES TO FINANCIAL STATEMENTS

	2023		
	(4)	(5)	(6)
	Ordinary	Capital	Total (Col 4+5)
(a) Federal income taxes paid in prior years recoverable through loss carrybacks	\$ —	\$ —	\$ —
(b) Adjusted gross deferred tax assets expected to be realized (excluding the amount of deferred tax assets from 2(a) above) after application of the threshold limitation (the lesser of 2(b)1 and 2(b)2 below)	801,223	—	801,223
1. Adjusted gross deferred tax assets expected to be realized following the balance sheet date	801,223	—	801,223
2. Adjusted gross deferred tax assets allowed per limitation threshold	XXX	XXX	95,041,091
(c) Adjusted gross deferred tax assets (excluding the amount of deferred tax assets from 2(a) and 2(b) above) offset by gross deferred tax liabilities	1,640,963	4,264	1,645,227
(d) Deferred tax assets admitted as the result of application of SSAP No. 101, total (2(a) + 2(b) + 2(c))	<u>\$ 2,442,186</u>	<u>\$ 4,264</u>	<u>\$ 2,446,450</u>
	Change		
	(7)	(8)	(9)
	Ordinary (Col 1-4)	Capital (Col 2-5)	Total (Col 7+8)
(a) Federal income taxes paid in prior years recoverable through loss carrybacks	\$ —	\$ —	\$ —
(b) Adjusted gross deferred tax assets expected to be realized (excluding the amount of deferred tax assets from 2(a) above) after application of the threshold limitation (the lesser of 2(b)1 and 2(b)2 below)	466,656	—	466,656
1. Adjusted gross deferred tax assets expected to be realized following the balance sheet date	466,656	—	466,656
2. Adjusted gross deferred tax assets allowed per limitation threshold	XXX	XXX	4,446,124
(c) Adjusted gross deferred tax assets (excluding the amount of deferred tax assets from 2(a) and 2(b) above) offset by gross deferred tax liabilities	(324,697)	15,949	(308,748)
(d) Deferred tax assets admitted as the result of application of SSAP No. 101, total (2(a) + 2(b) + 2(c))	<u>\$ 141,959</u>	<u>\$ 15,949</u>	<u>\$ 157,908</u>
(3) Ratio used as basis of admissibility	2024	2023	
(a) Ratio percentage used to determine recovery period and threshold limitation amount	2575%	2396%	
(b) Amount of adjusted capital and surplus used to determine recovery period and threshold limitation in 2(b)2 above	\$ 663,248,104	\$ 633,607,275	

(4) Impact of tax-planning strategies - Not applicable.

B. Regarding Deferred Tax Liabilities That Are Not Recognized - Not applicable.

## NOTES TO FINANCIAL STATEMENTS

C. Current and deferred income taxes incurred consist of the following major components:

	(1)	(2)	(3)
	2024	2023	Change (1-2)
<b>1. Current Income Tax</b>			
(a) Federal	\$ (2,073,054)	\$ (12,898,078)	\$ 10,825,024
(b) Foreign	—	—	—
(c) Subtotal (1a+1b)	<u>(2,073,054)</u>	<u>(12,898,078)</u>	<u>10,825,024</u>
(d) Federal income tax on net capital gains	763	(278,750)	279,513
(e) Utilization of capital loss carry-forwards	—	—	—
(f) Other	—	—	—
(g) Federal and foreign income taxes incurred (1c+1d+1e+1f)	<u>\$ (2,072,291)</u>	<u>\$ (13,176,828)</u>	<u>\$ 11,104,537</u>
<b>2. Deferred Tax Assets</b>			
(a) Ordinary			
(1) Discounting of unpaid losses	\$ —	\$ —	\$ —
(2) Unearned premium reserve	—	—	—
(3) Policyholder reserves	30,304,974	30,312,452	(7,478)
(4) Investments	—	—	—
(5) Deferred acquisition costs	2,269,396	1,964,240	305,156
(6) Policyholder dividends accrual	—	—	—
(7) Fixed assets	—	—	—
(8) Compensation and benefits accrual	—	—	—
(9) Pension accrual	—	—	—
(10) Receivables - nonadmitted	—	10,140	(10,140)
(11) Net operating loss carry-forward	—	—	—
(12) Tax credit carry-forward	—	—	—
(13) Other	110,852	120,229	(9,377)
(99) Subtotal (sum of 2a1 through 2a13)	<u>32,685,222</u>	<u>32,407,061</u>	<u>278,161</u>
(b) Statutory valuation allowance adjustment	—	—	—
(c) Nonadmitted	30,101,077	29,964,875	136,202
(d) Admitted ordinary deferred tax assets (2a99 - 2b - 2c)	<u>\$ 2,584,145</u>	<u>\$ 2,442,186</u>	<u>\$ 141,959</u>
(e) Capital			
(1) Investments	\$ 20,213	\$ 4,264	\$ 15,949
(2) Net capital loss carry-forward	—	—	—
(3) Real estate	—	—	—
(4) Other	—	—	—
(99) Subtotal (2e1+2e2+2e3+2e4)	<u>20,213</u>	<u>4,264</u>	<u>15,949</u>
(f) Statutory valuation allowance adjustment	—	—	—
(g) Nonadmitted	—	—	—
(h) Admitted capital deferred tax assets (2e99 - 2f - 2g)	<u>20,213</u>	<u>4,264</u>	<u>15,949</u>
(i) Admitted deferred tax assets (2d + 2h)	<u>\$ 2,604,358</u>	<u>\$ 2,446,450</u>	<u>\$ 157,908</u>
<b>3. Deferred Tax Liabilities</b>			
(a) Ordinary			
(1) Investments	\$ —	\$ —	\$ —
(2) Fixed assets	—	—	—
(3) Deferred and uncollected premium	—	—	—
(4) Policyholder reserves	464,486	909,807	(445,321)
(5) Other	—	—	—
(99) Subtotal (3a1+3a2+3a3+3a4+3a5)	<u>464,486</u>	<u>909,807</u>	<u>(445,321)</u>
(b) Capital			
(1) Investments	\$ 871,993	\$ 735,420	\$ 136,573
(2) Real estate	—	—	—
(3) Other	—	—	—
(99) Subtotal (3b1+3b2+3b3)	<u>871,993</u>	<u>735,420</u>	<u>136,573</u>
(c) Deferred tax liabilities (3a99 + 3b99)	<u>\$ 1,336,479</u>	<u>\$ 1,645,227</u>	<u>\$ (308,748)</u>
<b>4. Net deferred tax assets/liabilities (2i - 3c)</b>	<u>\$ 1,267,879</u>	<u>\$ 801,223</u>	<u>\$ 466,656</u>

As a result of the 2017 Tax Cuts and Jobs Act (TCJA), the Company's tax reserve deductible temporary difference increased by \$8,551,856. This change results in an offsetting \$(8,551,856) taxable temporary difference that will be amortized into taxable income evenly over the eight years subsequent to 2017. The remaining amortizable balance is included within the Policyholder Reserves line items above.

The Inflation Reduction Act was enacted during the third quarter 2022 reporting period on August 16, 2022. The act included a provision which subjects high earning corporate taxpayers to the Corporate Alternative Minimum Tax (CAMT). The Company is part of an affiliated group that determined it was a nonapplicable reporting entity for CAMT in 2024. The Company has not included any impacts of the CAMT in the financial statements as of December 31, 2024.

## NOTES TO FINANCIAL STATEMENTS

- D. The Company's current income tax incurred and change in deferred income tax differs from the amount obtained by applying the federal statutory rate to income before tax as follows:

	12/31/2024	12/31/2023
Current income taxes incurred	\$ (2,072,291)	\$ (13,176,828)
Change in deferred income taxes (without tax on unrealized gains and losses)	(602,858)	374,400
Total income tax reported	\$ (2,675,149)	\$ (12,802,428)
Income before taxes	\$ (39,959,308)	\$ (60,512,966)
Federal statutory tax rate	21.00%	21.00 %
Expected income tax expense (benefit) at the statutory rate	\$ (8,391,455)	\$ (12,707,723)
Increase (decrease) in actual tax reported resulting from:		
Pre-tax items reported net of tax	(29,204)	(84,566)
Deferred tax change on other items in surplus	10,141	(10,139)
Taxes reclassified as capital contribution	5,735,369	—
Total income tax reported	\$ (2,675,149)	\$ (12,802,428)

- E. Operating Loss and Credit Carryforwards - None.

- F. Consolidated Federal Income Tax Return

(1) The Company's federal income tax return is consolidated with other includible affiliated companies.

(2) The method of allocation between the companies is subject to a written tax allocation agreement. Under the terms of the tax allocation agreement, allocations are based on separate income tax return calculations. The Company receives payment for any losses or credits regardless if such loss or credit reduces its separate income tax liability or the consolidated group's income tax liability. To the extent a loss or credit is not used in consolidation or on a separate company basis, the amount of payment received is classified as a capital contribution rather than a tax benefit. In 2024 the Company received a payment of \$5,735,369 in the form of a capital contribution pursuant to this reporting requirement. No capital contributions were necessary in 2023. Intercompany income tax balances are settled within thirty days of payment to or filing with the Internal Revenue Service (IRS). A tax return has not been filed for 2024.

- G. Federal or Foreign Income Tax Loss Contingencies

The Internal Revenue Service (IRS) completed its examination for 2009 through 2013 for which is currently at appeals with a refund pending Joint Committee on Taxation approval. The IRS opened an exam for the 2014 through 2018 amended tax returns. Federal income tax returns filed in 2019 through 2023 remain open, subject to potential future examination. The statute of limitations for all other tax years have been closed. The Company believes there are adequate defenses against, or sufficient provisions established related to any open or contested tax positions.

- H. Repatriation Transition Tax (RTT) - Not applicable.

- I. Alternative Minimum Tax (AMT) Credit - Not applicable.

10. Information Concerning Parent, Subsidiaries, Affiliates and Other Related Parties

A-B. The Company did not receive any dividends or capital contributions during 2024 and 2023.

C. Transactions With Related Parties Who Are Not Reported on Schedule Y - None.

D. At December 31, 2024 and 2023, the Company reported a net amount of \$22,796,263 and \$3,714,010 as (payable to)/receivable from parent, subsidiaries and affiliated companies, respectively. Terms of settlement require that these amounts are settled within 90 days.

E. The Company is party to a Consulting Services and Administration agreement with TLIC, whereby TLIC provides certain professional and administrative services to the Company. AEGON USA Investment Management, LLC acts as a discretionary investment manager under an Investment Management Agreement with the Company.

F. The Company has made no guarantees or commitments with regard to affiliated or related parties.

G. TLIC, an insurance company domiciled in Iowa, owns 100% of the Company's outstanding stock.

H. The Company does not own any shares of stock of its parent company.

I-J. The Company has no investments in subsidiary, controlled or affiliated companies.

K. The Company has no investments in foreign insurance subsidiaries.

L. The Company does not hold any investments in a downstream noninsurance holding company.

M. All SCA Investments - Not applicable.

N. Investments in Insurance SCAs - None.

O. SCA or SSAP No. 48 Entity Loss Tracking - None.

11. Debt - None.

12. Retirement Plans, Deferred Compensation, Post-Employment Benefits and Compensated Absences and Other Postretirement Benefit Plans - Not applicable.

The Company has no employees. Services are provided by employees of an affiliated company as part of a consulting services and administration agreement. This agreement has been approved by the domiciliary regulator of the insurance companies involved.

## NOTES TO FINANCIAL STATEMENTS

### 13. Capital and Surplus, Dividend Restrictions and Quasi-Reorganizations

- A. The Company has 25,000 common shares authorized, issued and outstanding. Par value is \$100 per share.
- B. The Company has no preferred shares authorized.
- C. The Company has established a plan with the IID for the declaration and payment of dividends or distributions to its shareholder. Dividends or distributions may be declared and paid that do not decrease the Company's capital below the minimum capital and surplus amount, designated by the Commissioner pursuant to IAC 191-99.6, provided however, that the Company may not declare or pay any dividend or distribution if such dividend or distribution would jeopardize the ability of the Company to fulfill its obligations. In connection with such a dividend payment plan, the Company shall provide a thirty-day notice to the Commissioner of Insurance of the State of Iowa prior to payment of any dividend, which would include the amount of the dividend or distribution and a certification signed by an officer of the Company stating that the dividend or distribution would not jeopardize the ability of the Company to fulfill its obligations. The Company shall maintain risk-based capital in its surplus account equal to at least 125% of company action level.
- D. On December 17, 2024, the Company paid an ordinary common stock dividend of \$50,000,000 to TLIC.
- E. Company Profits Paid as Ordinary Dividends - None.
- F. Surplus Restrictions - None.
- G. Surplus Advances - None.
- H. Stock Held for Special Purposes - None.
- I. Changes in Special Surplus Funds - None.
- J. Unassigned Funds (Surplus) - None.
- K. Company-Issued Surplus Debentures or Similar Obligations - None.
- L. Impact of Any Restatement Due to Prior Quasi-Reorganizations - Not applicable.
- M. Effective Date(s) of Quasi-Reorganizations in the Prior 10 Years - Not applicable.

### 14. Liabilities, Contingencies and Assessments - None.

### 15. Leases - None.

### 16. Information About Financial Instruments with Off-Balance Sheet Risk And Financial Instruments With Concentrations of Credit Risk - None.

### 17. Sale, Transfer and Servicing of Financial Assets and Extinguishments of Liabilities - None.

### 18. Gain or Loss to the Reporting Entity from Uninsured Plans and the Uninsured Portion of Partially Insured Plans - None.

### 19. Direct Premium Written/Produced by Managing General Agents/Third Party Administrators - None.

### 20. Fair Value Measurements

#### A. Fair Value Measurements at Reporting Date

(1) The following table provides information about the Company's financial assets measured at fair value as of December 31, 2024:

Description for each class of asset or liability	(Level 1)	(Level 2)	(Level 3)	Net Asset Value (NAV)	Total
<b>a. Assets at fair value</b>					
Cash equivalents and short-term					
Money market mutual funds	\$ 21,821,775	\$ —	\$ —	\$ —	\$ 21,821,775
Total cash equivalents and short-term	\$ 21,821,775	\$ —	\$ —	\$ —	\$ 21,821,775
<b>Total assets at fair value/NAV</b>	<b>\$ 21,821,775</b>	<b>\$ —</b>	<b>\$ —</b>	<b>\$ —</b>	<b>\$ 21,821,775</b>

(2) Fair value measurements in (Level 3) of the fair value hierarchy - None.

(3) Transfers between fair value hierarchy levels are recognized at the beginning of the reporting period.

(4) Inputs and techniques used for Level 2 and Level 3 fair values - None.

#### B. Other Fair Value Disclosures - None.

#### C. Fair Value Hierarchy by Type of Financial Instrument by Level 1, 2 and 3

The following table sets forth a comparison of the estimated fair values and carrying amounts of the Company's financial instruments, including those not measured at fair value in the balance sheets, as of December 31, 2024:

Type of Financial Instrument	Aggregate Fair Value	Admitted Assets	(Level 1)	(Level 2)	(Level 3)	Net Asset Value (NAV)	Not Practicable (Carrying Value)
<b>Admitted assets:</b>							
Cash equivalents & short-term investments, other than affiliates	\$ 21,821,775	\$ 21,821,775	\$ 21,821,775	\$ —	\$ —	\$ —	\$ —
Bonds	593,972,007	617,126,145	135,089,433	458,882,574	—	—	—

#### D. Not Practicable to Estimate Fair Value - Not applicable.

#### E. NAV Practical Expedient Investments - Not applicable.

---

## NOTES TO FINANCIAL STATEMENTS

---

## 21. Other Items

- A. Unusual or Infrequent Items - Not applicable.
- B. Troubled Debt Restructuring - None.
- C. Other Disclosures - None.
- D. Business Interruption Insurance Recoveries - None.
- E. State Transferable and Non-Transferable Tax Credits - None.
- F. Subprime-Mortgage-Related Risk Exposure - None.
- G. Retained Assets - None.
- H. Insurance-Linked Securities (ILS) Contracts - None.
- I. The Amount That Could Be Realized on Life Insurance Where the Reporting Entity is Owner and Beneficiary or Has Otherwise Obtained Rights to Control the Policy - None.
- J. Reporting Net Negative (Disallowed) Interest Maintenance Reserve - None.

## 22. Events Subsequent

The financial statements are adjusted to reflect events that occurred between the balance sheet date and the date when the financial statements are available to be issued, provided they give evidence of conditions that existed at the balance sheet date (Type I). Events that are indicative of conditions that arose after the balance sheet date are disclosed, but do not result in an adjustment of the financial statements themselves (Type II). The Company has not identified any Type I or Type II subsequent events for the year ended December 31, 2024 through February 13, 2025.

## 23. Reinsurance - None.

## 24. Retrospectively Rated Contracts &amp; Contracts Subject to Redetermination

- A. Methods Used to Estimate - Not applicable.
- B. Methods Used to Record - Not applicable.
- C. Amount and Percent of Net Retrospective Premiums - Not applicable.
- D. Medical Loss Ratio Rebates Required Pursuant to the Public Health Service Act - None.
- E. Risk-Sharing Provisions of the Affordable Care Act (ACA)
  - (1) Did the reporting entity write accident and health insurance premium which is subject to the ACA risk sharing provisions? NO
  - (2) Impact of Risk-Sharing Provisions of the ACA on admitted assets, liabilities and revenue for the current year - Not applicable.
  - (3) Roll-forward of prior year ACA risk-sharing provisions for the following asset (gross of any nonadmission) and liability balances, along with the reasons for adjustments to prior year balance - Not applicable.

## 25. Change in Incurred Losses and Loss Adjustment Expenses - Not applicable.

## 26. Intercompany Pooling Arrangements - None.

## 27. Structured Settlements - None.

## 28. Health Care Receivables - None.

## 29. Participating Policies - None.

## 30. Premium Deficiency Reserves - Not applicable.

## 31. Reserves for Life Contracts and Annuity Contracts

- (1) For fixed premium life insurance benefits, the Company waives deduction of deferred fractional premiums upon death of insured and returns any portion of the final premium for periods beyond the date of death. The reserve for these benefits is computed using seriatim or aggregate methods and is held in Exhibit 5. The reserves in Exhibit 5 are equal to the greater of the cash surrender value and the legally computed reserve. Surrender values are not promised in excess of the legally computed reserves
- (2) Additional premiums are charged or additional mortality charges are assessed for policies issued on substandard lives according to underwriting classification. Generally, the reserves are determined by computing the regular reserve for the plan at the true age and holding, in addition, one-half (1/2) of the extra premium charge for the year for mean reserves or the unearned portion of the extra premium charge for the year for interpolated reserves. Reserves for life insurance policies are calculated using the Commissioner's Reserve Valuation Method and recognize any substandard ratings.
- (3) As of December 31, 2024, the Company had \$2,714,054,898 of insurance in force for which the gross premiums are less than the net premiums according to the standard valuation set by the State of Iowa. Reserves to cover the above insurance totaled \$13,993,892 at year-end and are reported in Exhibit 5, Miscellaneous Reserves.
- (4) The Tabular Interest (Page 7, Line 4), Tabular less Actual Reserve Released (Page 7, Line 5), and Tabular Cost (Page 7, Line 9), have been determined by formula as described in the instructions for Page 7 or from the basic data and accounting records, as we deemed appropriate.
- (5) The Company does not hold any deposit-type contracts.

**NOTES TO FINANCIAL STATEMENTS**

(6) The Company does not have any amounts in Exhibit 7, Line 4.

The details of "Other Increases (net)" on Page 7, Line 7 are (in dollars):

Item	Total	Industrial Life	Ordinary			Credit Life Group and Individual	Group	
			Life Insurance	Individual Annuities	Supplementary Contracts		Life Insurance	Annuities
Change in deficiency reserve	\$ (7,867,610)	\$ —	\$ (7,867,610)	\$ —	\$ —	\$ —	\$ —	\$ —
Total	\$ (7,867,610)	\$ —	\$ (7,867,610)	\$ —	\$ —	\$ —	\$ —	\$ —

32. Analysis of Annuity Actuarial Reserves and Deposit-Type Contract Liabilities by Withdrawal Characteristics - Not applicable.

33. Analysis of Life Actuarial Reserves by Withdrawal Characteristics

A. General Account

	Account Value	Cash Value	Reserve
(1) Subject to discretionary withdrawal, surrender values or policy loans:			
a. Term Policies With Cash Value	\$ —	\$ 4,001,961	\$ 7,677,646
b. Universal Life	—	—	—
c. Universal Life with Secondary Guarantees	—	—	—
d. Indexed Universal Life	—	—	—
e. Indexed Universal Life with Secondary Guarantees	—	—	—
f. Indexed Life	—	—	—
g. Other Permanent Cash Value Life Insurance	—	—	—
h. Variable Life	—	—	—
i. Variable Universal Life	—	—	—
j. Miscellaneous Reserves	—	—	—
(2) Not subject to discretionary withdrawal or no cash values:			
a. Term Policies without Cash Value	XXX	XXX	1,790,120,983
b. Accidental Death Benefits	XXX	XXX	157,806
c. Disability - Active Lives	XXX	XXX	3,071,395
d. Disability - Disabled Lives	XXX	XXX	103,838
e. Miscellaneous Reserves	XXX	XXX	13,993,892
(3) Total (gross: direct + assumed)	—	4,001,961	1,815,125,560
(4) Reinsurance Ceded	—	—	—
(5) Total (net) (3)-(4)	\$ —	\$ 4,001,961	\$ 1,815,125,560

B. Separate Account with Guarantees - None.

C. Separate Account Nonguaranteed - None.

D. Reconciliation of Total Life Insurance Reserves

Life & Accident & Health Annual Statement:	Amount
(1) Exhibit 5, Life Insurance Section, Total (net)	\$ 1,797,798,629
(2) Exhibit 5, Accidental Death Benefits Section, Total (net)	157,806
(3) Exhibit 5, Disability - Active Lives Section, Total (net)	3,071,395
(4) Exhibit 5, Disability - Disabled Lives Section, Total (net)	103,838
(5) Exhibit 5, Miscellaneous Reserves Section, Total (net)	13,993,892
(6) Subtotal (1+2+3+4+5)	1,815,125,560
Separate Accounts Annual Statement:	
(7) Exhibit 3, Line 0199999, Column 2	—
(8) Exhibit 3, Line 0499999, Column 2	—
(9) Exhibit 3, Line 0599999, Column 2	—
(10) Subtotal (7+8+9)	—
(11) Combined Total (6+10)	\$ 1,815,125,560

34. Premium and Annuity Considerations Deferred and Uncollected

A. Deferred and Uncollected Life Insurance Premiums and Annuity Considerations

Type	Gross	Net of Loading
(1) Industrial	\$ —	\$ —
(2) Ordinary new business	—	—
(3) Ordinary renewal	1,458,521	2,580,866
(4) Credit life	—	—
(5) Group life	—	—
(6) Group annuity	—	—
(7) Total (1+2+3+4+5+6)	\$ 1,458,521	\$ 2,580,866

35. Separate Accounts - None.

36. Loss/Claim Adjustment Expenses - Not applicable.

# GENERAL INTERROGATORIES

## PART 1 - COMMON INTERROGATORIES GENERAL

- 1.1 Is the reporting entity a member of an Insurance Holding Company System consisting of two or more affiliated persons, one or more of which is an insurer? ..... Yes [  ] No [  ]  
If yes, complete Schedule Y, Parts 1, 1A, 2 and 3.
- 1.2 If yes, did the reporting entity register and file with its domiciliary State Insurance Commissioner, Director or Superintendent or with such regulatory official of the state of domicile of the principal insurer in the Holding Company System, a registration statement providing disclosure substantially similar to the standards adopted by the National Association of Insurance Commissioners (NAIC) in its Model Insurance Holding Company System Regulatory Act and model regulations pertaining thereto, or is the reporting entity subject to standards and disclosure requirements substantially similar to those required by such Act and regulations? ..... Yes [  ] No [  ] N/A [  ]
- 1.3 State Regulating? ..... Iowa
- 1.4 Is the reporting entity publicly traded or a member of a publicly traded group? ..... Yes [  ] No [  ]
- 1.5 If the response to 1.4 is yes, provide the CIK (Central Index Key) code issued by the SEC for the entity/group. .... 769218
- 2.1 Has any change been made during the year of this statement in the charter, by-laws, articles of incorporation, or deed of settlement of the reporting entity? ..... Yes [  ] No [  ]
- 2.2 If yes, date of change: .....
- 3.1 State as of what date the latest financial examination of the reporting entity was made or is being made. .... 12/31/2019
- 3.2 State the as of date that the latest financial examination report became available from either the state of domicile or the reporting entity. This date should be the date of the examined balance sheet and not the date the report was completed or released. .... 12/31/2019
- 3.3 State as of what date the latest financial examination report became available to other states or the public from either the state of domicile or the reporting entity. This is the release date or completion date of the examination report and not the date of the examination (balance sheet date). .... 06/29/2021
- 3.4 By what department or departments?  
Iowa .....
- 3.5 Have all financial statement adjustments within the latest financial examination report been accounted for in a subsequent financial statement filed with Departments? ..... Yes [  ] No [  ] N/A [  ]
- 3.6 Have all of the recommendations within the latest financial examination report been complied with? ..... Yes [  ] No [  ] N/A [  ]
- 4.1 During the period covered by this statement, did any agent, broker, sales representative, non-affiliated sales/service organization or any combination thereof under common control (other than salaried employees of the reporting entity) receive credit or commissions for or control a substantial part (more than 20 percent of any major line of business measured on direct premiums) of:  
4.11 sales of new business? ..... Yes [  ] No [  ]  
4.12 renewals? ..... Yes [  ] No [  ]
- 4.2 During the period covered by this statement, did any sales/service organization owned in whole or in part by the reporting entity or an affiliate, receive credit or commissions for or control a substantial part (more than 20 percent of any major line of business measured on direct premiums) of:  
4.21 sales of new business? ..... Yes [  ] No [  ]  
4.22 renewals? ..... Yes [  ] No [  ]
- 5.1 Has the reporting entity been a party to a merger or consolidation during the period covered by this statement? ..... Yes [  ] No [  ]  
If yes, complete and file the merger history data file with the NAIC.
- 5.2 If yes, provide the name of the entity, NAIC company code, and state of domicile (use two letter state abbreviation) for any entity that has ceased to exist as a result of the merger or consolidation.

1 Name of Entity	2 NAIC Company Code	3 State of Domicile

- 6.1 Has the reporting entity had any Certificates of Authority, licenses or registrations (including corporate registration, if applicable) suspended or revoked by any governmental entity during the reporting period? ..... Yes [  ] No [  ]
- 6.2 If yes, give full information  
.....
- 7.1 Does any foreign (non-United States) person or entity directly or indirectly control 10% or more of the reporting entity? ..... Yes [  ] No [  ]
- 7.2 If yes,  
7.21 State the percentage of foreign control ..... 100.0 %  
7.22 State the nationality(s) of the foreign person(s) or entity(s); or if the entity is a mutual or reciprocal, the nationality of its manager or attorney-in-fact and identify the type of entity(s) (e.g., individual, corporation, government, manager or attorney-in-fact).

1 Nationality	2 Type of Entity
Bermuda .....	Corporation .....

## GENERAL INTERROGATORIES

- 8.1 Is the company a subsidiary of a depository institution holding company (DIHC) or a DIHC itself, regulated by the Federal Reserve Board? ..... Yes [ ] No [ X ]
- 8.2 If the response to 8.1 is yes, please identify the name of the DIHC.  
.....
- 8.3 Is the company affiliated with one or more banks, thrifts or securities firms? ..... Yes [ ] No [ X ]
- 8.4 If response to 8.3 is yes, please provide below the names and locations (city and state of the main office) of any affiliates regulated by a federal financial regulatory services agency [i.e. the Federal Reserve Board (FRB), the Office of the Comptroller of the Currency (OCC), the Federal Deposit Insurance Corporation (FDIC) and the Securities Exchange Commission (SEC)] and identify the affiliate's primary federal regulator.

1 Affiliate Name	2 Location (City, State)	3 FRB	4 OCC	5 FDIC	6 SEC

- 8.5 Is the reporting entity a depository institution holding company with significant insurance operations as defined by the Board of Governors of Federal Reserve System or a subsidiary of the depository institution holding company? ..... Yes [ ] No [ X ]
- 8.6 If response to 8.5 is no, is the reporting entity a company or subsidiary of a company that has otherwise been made subject to the Federal Reserve Board's capital rule? ..... Yes [ ] No [ X ] N/A [ ]
9. What is the name and address of the independent certified public accountant or accounting firm retained to conduct the annual audit?  
Ernst & Young LLP  
801 Grand Avenue Suite 3100  
Des Moines, IA 50309 .....
- 10.1 Has the insurer been granted any exemptions to the prohibited non-audit services provided by the certified independent public accountant requirements as allowed in Section 7H of the Annual Financial Reporting Model Regulation (Model Audit Rule), or substantially similar state law or regulation? ..... Yes [ ] No [ X ]
- 10.2 If the response to 10.1 is yes, provide information related to this exemption:  
.....
- 10.3 Has the insurer been granted any exemptions related to the other requirements of the Annual Financial Reporting Model Regulation as allowed for in Section 18A of the Model Regulation, or substantially similar state law or regulation? ..... Yes [ ] No [ X ]
- 10.4 If the response to 10.3 is yes, provide information related to this exemption:  
.....
- 10.5 Has the reporting entity established an Audit Committee in compliance with the domiciliary state insurance laws? ..... Yes [ X ] No [ ] N/A [ ]
- 10.6 If the response to 10.5 is no or n/a, please explain.  
.....
11. What is the name, address and affiliation (officer/employee of the reporting entity or actuary/consultant associated with an actuarial consulting firm) of the individual providing the statement of actuarial opinion/certification?  
Arthur Riley, Appointed Actuary .....
- 12.1 Does the reporting entity own any securities of a real estate holding company or otherwise hold real estate indirectly? ..... Yes [ ] No [ X ]
- 12.11 Name of real estate holding company ...
- 12.12 Number of parcels involved ..... 0
- 12.13 Total book/adjusted carrying value ..... \$ .....0
- 12.2 If yes, provide explanation  
.....
- 13. FOR UNITED STATES BRANCHES OF ALIEN REPORTING ENTITIES ONLY:**
- 13.1 What changes have been made during the year in the United States manager or the United States trustees of the reporting entity?  
.....
- 13.2 Does this statement contain all business transacted for the reporting entity through its United States Branch on risks wherever located? ..... Yes [ ] No [ ]
- 13.3 Have there been any changes made to any of the trust indentures during the year? ..... Yes [ ] No [ ]
- 13.4 If answer to (13.3) is yes, has the domiciliary or entry state approved the changes? ..... Yes [ ] No [ ] N/A [ ]
- 14.1 Are the senior officers (principal executive officer, principal financial officer, principal accounting officer or controller, or persons performing similar functions) of the reporting entity subject to a code of ethics, which includes the following standards? ..... Yes [ X ] No [ ]
- a. Honest and ethical conduct, including the ethical handling of actual or apparent conflicts of interest between personal and professional relationships;
- b. Full, fair, accurate, timely and understandable disclosure in the periodic reports required to be filed by the reporting entity;
- c. Compliance with applicable governmental laws, rules and regulations;
- d. The prompt internal reporting of violations to an appropriate person or persons identified in the code; and
- e. Accountability for adherence to the code.
- 14.11 If the response to 14.1 is No, please explain:  
.....
- 14.2 Has the code of ethics for senior managers been amended? ..... Yes [ ] No [ X ]
- 14.21 If the response to 14.2 is yes, provide information related to amendment(s).  
.....
- 14.3 Have any provisions of the code of ethics been waived for any of the specified officers? ..... Yes [ ] No [ X ]
- 14.31 If the response to 14.3 is yes, provide the nature of any waiver(s).  
.....



## GENERAL INTERROGATORIES

- 15.1 Is the reporting entity the beneficiary of a Letter of Credit that is unrelated to reinsurance where the issuing or confirming bank is not on the SVO Bank List? ..... Yes [ ] No [ X ]
- 15.2 If the response to 15.1 is yes, indicate the American Bankers Association (ABA) Routing Number and the name of the issuing or confirming bank of the Letter of Credit and describe the circumstances in which the Letter of Credit is triggered.

1 American Bankers Association (ABA) Routing Number	2 Issuing or Confirming Bank Name	3 Circumstances That Can Trigger the Letter of Credit	4 Amount

### BOARD OF DIRECTORS

16. Is the purchase or sale of all investments of the reporting entity passed upon either by the board of directors or a subordinate committee thereof? ..... Yes [ X ] No [ ]
17. Does the reporting entity keep a complete permanent record of the proceedings of its board of directors and all subordinate committees thereof? ..... Yes [ X ] No [ ]
18. Has the reporting entity an established procedure for disclosure to its board of directors or trustees of any material interest or affiliation on the part of any of its officers, directors, trustees or responsible employees that is in conflict or is likely to conflict with the official duties of such person? ..... Yes [ X ] No [ ]

### FINANCIAL

19. Has this statement been prepared using a basis of accounting other than Statutory Accounting Principles (e.g., Generally Accepted Accounting Principles)? ..... Yes [ ] No [ X ]
- 20.1 Total amount loaned during the year (inclusive of Separate Accounts, exclusive of policy loans):
- 20.11 To directors or other officers.....\$ .....0
  - 20.12 To stockholders not officers.....\$ .....0
  - 20.13 Trustees, supreme or grand (Fraternal Only) .....\$ .....0
- 20.2 Total amount of loans outstanding at the end of year (inclusive of Separate Accounts, exclusive of policy loans):
- 20.21 To directors or other officers.....\$ .....0
  - 20.22 To stockholders not officers.....\$ .....0
  - 20.23 Trustees, supreme or grand (Fraternal Only) .....\$ .....0
- 21.1 Were any assets reported in this statement subject to a contractual obligation to transfer to another party without the liability for such obligation being reported in the statement? ..... Yes [ ] No [ X ]
- 21.2 If yes, state the amount thereof at December 31 of the current year:
- 21.21 Rented from others.....\$ .....0
  - 21.22 Borrowed from others.....\$ .....0
  - 21.23 Leased from others .....\$ .....0
  - 21.24 Other .....\$ .....0
- 22.1 Does this statement include payments for assessments as described in the Annual Statement Instructions other than guaranty fund or guaranty association assessments? ..... Yes [ ] No [ X ]
- 22.2 If answer is yes:
- 22.21 Amount paid as losses or risk adjustment \$ .....0
  - 22.22 Amount paid as expenses .....\$ .....0
  - 22.23 Other amounts paid .....\$ .....0
- 23.1 Does the reporting entity report any amounts due from parent, subsidiaries or affiliates on Page 2 of this statement? ..... Yes [ ] No [ X ]
- 23.2 If yes, indicate any amounts receivable from parent included in the Page 2 amount: .....\$ .....0
- 24.1 Does the insurer utilize third parties to pay agent commissions in which the amounts advanced by the third parties are not settled in full within 90 days? ..... Yes [ ] No [ X ]
- 24.2 If the response to 24.1 is yes, identify the third-party that pays the agents and whether they are a related party.

Name of Third-Party	Is the Third-Party Agent a Related Party (Yes/No)

### INVESTMENT

- 25.01 Were all the stocks, bonds and other securities owned December 31 of current year, over which the reporting entity has exclusive control, in the actual possession of the reporting entity on said date? (other than securities lending programs addressed in 25.03)..... Yes [ X ] No [ ]

## GENERAL INTERROGATORIES

- 25.02 If no, give full and complete information, relating thereto  
.....
- 25.03 For securities lending programs, provide a description of the program including value for collateral and amount of loaned securities, and whether collateral is carried on or off-balance sheet. (an alternative is to reference Note 17 where this information is also provided)  
.....
- 25.04 For the reporting entity's securities lending program, report amount of collateral for conforming programs as outlined in the Risk-Based Capital Instructions. .... \$ .....0
- 25.05 For the reporting entity's securities lending program, report amount of collateral for other programs. .... \$ .....0
- 25.06 Does your securities lending program require 102% (domestic securities) and 105% (foreign securities) from the counterparty at the outset of the contract? ..... Yes [ ] No [ ] N/A [ X ]
- 25.07 Does the reporting entity non-admit when the collateral received from the counterparty falls below 100%? ..... Yes [ ] No [ ] N/A [ X ]
- 25.08 Does the reporting entity or the reporting entity's securities lending agent utilize the Master Securities lending Agreement (MSLA) to conduct securities lending? ..... Yes [ ] No [ ] N/A [ X ]
- 25.09 For the reporting entity's securities lending program state the amount of the following as of December 31 of the current year:
- 25.091 Total fair value of reinvested collateral assets reported on Schedule DL, Parts 1 and 2 ..... \$ .....0
- 25.092 Total book/adjusted carrying value of reinvested collateral assets reported on Schedule DL, Parts 1 and 2 ..... \$ .....0
- 25.093 Total payable for securities lending reported on the liability page ..... \$ .....0
- 26.1 Were any of the stocks, bonds or other assets of the reporting entity owned at December 31 of the current year not exclusively under the control of the reporting entity or has the reporting entity sold or transferred any assets subject to a put option contract that is currently in force? (Exclude securities subject to Interrogatory 21.1 and 25.03). ..... Yes [ ] No [ X ]
- 26.2 If yes, state the amount thereof at December 31 of the current year:
- 26.21 Subject to repurchase agreements ..... \$ .....0
- 26.22 Subject to reverse repurchase agreements ..... \$ .....0
- 26.23 Subject to dollar repurchase agreements ..... \$ .....0
- 26.24 Subject to reverse dollar repurchase agreements ..... \$ .....0
- 26.25 Placed under option agreements ..... \$ .....0
- 26.26 Letter stock or securities restricted as to sale -  
excluding FHLB Capital Stock ..... \$ .....0
- 26.27 FHLB Capital Stock ..... \$ .....0
- 26.28 On deposit with states ..... \$ .....0
- 26.29 On deposit with other regulatory bodies ..... \$ .....0
- 26.30 Pledged as collateral - excluding collateral pledged to  
an FHLB ..... \$ .....0
- 26.31 Pledged as collateral to FHLB - including assets  
backing funding agreements ..... \$ .....0
- 26.32 Other ..... \$ .....0
- 26.3 For category (26.26) provide the following:
- | 1<br>Nature of Restriction | 2<br>Description | 3<br>Amount |
|----------------------------|------------------|-------------|
| .....                      | .....            | .....       |
- 27.1 Does the reporting entity have any hedging transactions reported on Schedule DB? ..... Yes [ ] No [ X ]
- 27.2 If yes, has a comprehensive description of the hedging program been made available to the domiciliary state? ..... Yes [ ] No [ ] N/A [ X ]  
If no, attach a description with this statement.
- LINES 27.3 through 27.5: FOR LIFE/FRATERNAL REPORTING ENTITIES ONLY:
- 27.3 Does the reporting entity utilize derivatives to hedge variable annuity guarantees subject to fluctuations as a result of interest rate sensitivity? ..... Yes [ ] No [ X ]
- 27.4 If the response to 27.3 is YES, does the reporting entity utilize:
- 27.41 Special accounting provision of SSAP No. 108 ..... Yes [ ] No [ ]
- 27.42 Permitted accounting practice ..... Yes [ ] No [ ]
- 27.43 Other accounting guidance ..... Yes [ ] No [ ]
- 27.5 By responding YES to 27.41 regarding utilizing the special accounting provisions of SSAP No. 108, the reporting entity attests to the following: ..... Yes [ ] No [ ]
- The reporting entity has obtained explicit approval from the domiciliary state.
  - Hedging strategy subject to the special accounting provisions is consistent with the requirements of VM-21.
  - Actuarial certification has been obtained which indicates that the hedging strategy is incorporated within the establishment of VM-21 reserves and provides the impact of the hedging strategy within the Actuarial Guideline Conditional Tail Expectation Amount.
  - Financial Officer Certification has been obtained which indicates that the hedging strategy meets the definition of a Clearly Defined Hedging Strategy within VM-21 and that the Clearly Defined Hedging Strategy is the hedging strategy being used by the company in its actual day-to-day risk mitigation efforts.
- 28.1 Were any preferred stocks or bonds owned as of December 31 of the current year mandatorily convertible into equity, or, at the option of the issuer, convertible into equity? ..... Yes [ ] No [ X ]
- 28.2 If yes, state the amount thereof at December 31 of the current year. .... \$ .....0
29. Excluding items in Schedule E, Part 3 - Special Deposits, real estate, mortgage loans and investments held physically in the reporting entity's offices, vaults or safety deposit boxes, were all stocks, bonds and other securities, owned throughout the current year held pursuant to a custodial agreement with a qualified bank or trust company in accordance with Section 1, III - General Examination Considerations, F. Outsourcing of Critical Functions, Custodial or Safekeeping Agreements of the NAIC Financial Condition Examiners Handbook?..... Yes [ X ] No [ ]
- 29.01 For agreements that comply with the requirements of the NAIC Financial Condition Examiners Handbook, complete the following:

1 Name of Custodian(s)	2 Custodian's Address
Citibank .....	New York, NY .....

## GENERAL INTERROGATORIES

29.02 For all agreements that do not comply with the requirements of the NAIC Financial Condition Examiners Handbook, provide the name, location and a complete explanation:

1 Name(s)	2 Location(s)	3 Complete Explanation(s)

29.03 Have there been any changes, including name changes, in the custodian(s) identified in 29.01 during the current year?..... Yes [ ] No [ X ]

29.04 If yes, give full and complete information relating thereto:

1 Old Custodian	2 New Custodian	3 Date of Change	4 Reason

29.05 Investment management – Identify all investment advisors, investment managers, broker/dealers, including individuals that have the authority to make investment decisions on behalf of the reporting entity. This includes both primary and sub-advisors. For assets that are managed internally by employees of the reporting entity, note as such. ["...that have access to the investment accounts"; "...handle securities"]

1 Name of Firm or Individual	2 Affiliation
AEGON USA Investment Management, LLC .....	A.....

29.0597 For those firms/individuals listed in the table for Question 29.05, do any firms/individuals unaffiliated with the reporting entity (i.e., designated with a "U") manage more than 10% of the reporting entity's invested assets?..... Yes [ ] No [ ]

29.0598 For firms/individuals unaffiliated with the reporting entity (i.e., designated with a "U") listed in the table for Question 29.05, does the total assets under management aggregate to more than 50% of the reporting entity's invested assets?..... Yes [ ] No [ ]

29.06 For those firms or individuals listed in the table for 29.05 with an affiliation code of "A" (affiliated) or "U" (unaffiliated), provide the information for the table below.

1	2	3	4	5
Central Registration Depository Number	Name of Firm or Individual	Legal Entity Identifier (LEI)	Registered With	Investment Management Agreement (IMA) Filed
114537 .....	AEGON USA Investment Management, LLC .....	4DJ1F67XTB552L0E3L78 .....	SEC .....	DS.....

30.1 Does the reporting entity have any diversified mutual funds reported in Schedule D - Part 2 (diversified according to the Securities and Exchange Commission (SEC) in the Investment Company Act of 1940 [Section 5(b)(1)])? ..... Yes [ ] No [ ]

30.2 If yes, complete the following schedule:

1 CUSIP #	2 Name of Mutual Fund	3 Book/Adjusted Carrying Value
30.2999 - Total		0

30.3 For each mutual fund listed in the table above, complete the following schedule:

1 Name of Mutual Fund (from above table)	2 Name of Significant Holding of the Mutual Fund	3 Amount of Mutual Fund's Book/Adjusted Carrying Value Attributable to the Holding	4 Date of Valuation

**GENERAL INTERROGATORIES**

31. Provide the following information for all short-term and long-term bonds and all preferred stocks. Do not substitute amortized value or statement value for fair value.

	1	2	3
	Statement (Admitted) Value	Fair Value	Excess of Statement over Fair Value (-), or Fair Value over Statement (+)
31.1 Bonds .....	617,126,145	593,972,007	(23,154,138)
31.2 Preferred stocks .....	0	0	0
31.3 Totals	617,126,145	593,972,007	(23,154,138)

31.4 Describe the sources or methods utilized in determining the fair values:

In calculating the fair value, the following pricing sources are used: indices, third party pricing services, external money managers, brokers and internally modeled. ....

32.1 Was the rate used to calculate fair value determined by a broker or custodian for any of the securities in Schedule D? ..... Yes [ ] No [ X ]

32.2 If the answer to 32.1 is yes, does the reporting entity have a copy of the broker's or custodian's pricing policy (hard copy or electronic copy) for all brokers or custodians used as a pricing source? ..... Yes [ ] No [ ]

32.3 If the answer to 32.2 is no, describe the reporting entity's process for determining a reliable pricing source for purposes of disclosure of fair value for Schedule D:  
.....

33.1 Have all the filing requirements of the Purposes and Procedures Manual of the NAIC Investment Analysis Office been followed? ..... Yes [ X ] No [ ]

33.2 If no, list exceptions:  
.....

34. By self-designating 5GI securities, the reporting entity is certifying the following elements of each self-designated 5GI security:

- a. Documentation necessary to permit a full credit analysis of the security does not exist or an NAIC CRP credit rating for an FE or PL security is not available.
- b. Issuer or obligor is current on all contracted interest and principal payments.
- c. The insurer has an actual expectation of ultimate payment of all contracted interest and principal.

Has the reporting entity self-designated 5GI securities? ..... Yes [ ] No [ X ]

35. By self-designating PLGI securities, the reporting entity is certifying its compliance with the requirements as specified in the Purposes and Procedures Manual of the NAIC Investment Analysis Office (P&P Manual) for private letter rating (PLR) securities and the following elements of each self-designated PLGI security:

- a. The security was either:
  - i. issued prior to January 1, 2018 (which is exempt from PLR filing requirements pursuant to the P&P Manual), or
  - ii. issued from January 1, 2018 to December 31, 2021 and subject to a confidentiality agreement executed prior to January 1, 2022 which confidentiality agreement remains in force, for which an insurance company cannot provide a copy of a private letter rating rationale report to the SVO due to confidentiality or other contractual reasons ("waived submission PLR securities").
- b. The reporting entity is holding capital commensurate with the NAIC Designation and NAIC Designation Category reported for the security.
- c. The NAIC Designation and NAIC Designation Category were derived from the credit rating assigned by an NAIC CRP in its legal capacity as a NRSRO which is shown on a current private letter rating, dated during the financial statement year, held by the insurer and available for examination by state insurance regulators.
- d. Other than for waived submission PLR securities, defined above, on or after January 1, 2024 for any PLR securities issued on or after January 1, 2022, if the reporting entity is not permitted to share this private credit rating or the private rating letter rationale report of the PL security with the SVO, it certifies that it is reporting it as an NAIC 5.B GI and may not assign any other self-designation.

Has the reporting entity self-designated PLGI to securities, all of which meet the above requirement and as specified in the P&P Manual? ..... Yes [ ] No [ X ]

36. By assigning FE to a Schedule BA non-registered private fund, the reporting entity is certifying the following elements of each self-designated FE fund:

- a. The shares were purchased prior to January 1, 2019.
- b. The reporting entity is holding capital commensurate with the NAIC Designation reported for the security.
- c. The security had a public credit rating(s) with annual surveillance assigned by an NAIC CRP in its legal capacity as an NRSRO prior to January 1, 2019.
- d. The fund only or predominantly holds bonds in its portfolio.
- e. The current reported NAIC Designation was derived from the public credit rating(s) with annual surveillance assigned by an NAIC CRP in its legal capacity as an NRSRO.
- f. The public credit rating(s) with annual surveillance assigned by an NAIC CRP has not lapsed.

Has the reporting entity assigned FE to Schedule BA non-registered private funds that complied with the above criteria? ..... Yes [ ] No [ X ]

37. By rolling/renewing short-term or cash equivalent investments with continued reporting on Schedule DA, Part 1 or Schedule E Part 2 (identified through a code (%) in those investment schedules), the reporting entity is certifying to the following:

- a. The investment is a liquid asset that can be terminated by the reporting entity on the current maturity date.
- b. If the investment is with a nonrelated party or nonaffiliate, then it reflects an arms-length transaction with renewal completed at the discretion of all involved parties.
- c. If the investment is with a related party or affiliate, then the reporting entity has completed robust re-underwriting of the transaction for which documentation is available for regulator review.
- d. Short-term and cash equivalent investments that have been renewed/rolled from the prior period that do not meet the criteria in 37.a - 37.c are reported as long-term investments.

Has the reporting entity rolled/renewed short-term or cash equivalent investments in accordance with these criteria? ..... Yes [ ] No [ X ] N/A [ ]

**GENERAL INTERROGATORIES**

38.1 Does the reporting entity directly hold cryptocurrencies? ..... Yes [ ] No [ X ]

38.2 If the response to 38.1 is yes, on what schedule are they reported?  
 .....

39.1 Does the reporting entity directly or indirectly accept cryptocurrencies as payments for premiums on policies? ..... Yes [ ] No [ X ]

39.2 If the response to 39.1 is yes, are the cryptocurrencies held directly or are they immediately converted to U.S. dollars?  
 39.21 Held directly ..... Yes [ ] No [ ]  
 39.22 Immediately converted to U.S. dollars ..... Yes [ ] No [ ]

39.3 If the response to 38.1 or 39.1 is yes, list all cryptocurrencies accepted for payments of premiums or that are held directly.

1	2	3
Name of Cryptocurrency	Immediately Converted to USD, Directly Held, or Both	Accepted for Payment of Premiums

**OTHER**

40.1 Amount of payments to trade associations, service organizations and statistical or rating bureaus, if any? .....\$ .....0

40.2 List the name of the organization and the amount paid if any such payment represented 25% or more of the total payments to trade associations, service organizations, and statistical or rating bureaus during the period covered by this statement.

1	2
Name	Amount Paid

41.1 Amount of payments for legal expenses, if any? .....\$ .....0

41.2 List the name of the firm and the amount paid if any such payment represented 25% or more of the total payments for legal expenses during the period covered by this statement.

1	2
Name	Amount Paid

42.1 Amount of payments for expenditures in connection with matters before legislative bodies, officers, or departments of government, if any? .....\$ .....0

42.2 List the name of the firm and the amount paid if any such payment represented 25% or more of the total payment expenditures in connection with matters before legislative bodies, officers, or departments of government during the period covered by this statement.

1	2
Name	Amount Paid

# GENERAL INTERROGATORIES

## PART 2 - LIFE, ACCIDENT AND HEALTH COMPANIES/FRATERNAL BENEFIT SOCIETIES INTERROGATORIES

**Life, Accident and Health Companies/Fraternal Benefit Societies:**

- 1.1 Does the reporting entity have any direct Medicare Supplement Insurance in force? ..... Yes [ ] No [ X ]
- 1.2 If yes, indicate premium earned on U.S. business only. ....\$ .....0
- 1.3 What portion of Item (1.2) is not reported on the Medicare Supplement Insurance Experience Exhibit? .....\$ .....0  
 1.31 Reason for excluding:  
 .....
- 1.4 Indicate amount of earned premium attributable to Canadian and/or Other Alien not included in Item (1.2) above. ....\$ .....0
- 1.5 Indicate total incurred claims on all Medicare Supplement insurance. ....\$ .....0
- 1.6 Individual policies:
- |  |                           |
|--|---------------------------|
|  | Most current three years: |
| 1.61 Total premium earned .....              | \$ .....0                 |
| 1.62 Total incurred claims .....             | \$ .....0                 |
| 1.63 Number of covered lives .....           | .....0                    |
| All years prior to most current three years: |                           |
| 1.64 Total premium earned .....              | \$ .....0                 |
| 1.65 Total incurred claims .....             | \$ .....0                 |
| 1.66 Number of covered lives .....           | .....0                    |
- 1.7 Group policies:
- |  |                           |
|--|---------------------------|
|  | Most current three years: |
| 1.71 Total premium earned .....              | \$ .....0                 |
| 1.72 Total incurred claims .....             | \$ .....0                 |
| 1.73 Number of covered lives .....           | .....0                    |
| All years prior to most current three years: |                           |
| 1.74 Total premium earned .....              | \$ .....0                 |
| 1.75 Total incurred claims .....             | \$ .....0                 |
| 1.76 Number of covered lives .....           | .....0                    |

2. Health Test:

	1 Current Year	2 Prior Year
2.1 Premium Numerator .....	0	0
2.2 Premium Denominator .....	153,717,415	161,043,475
2.3 Premium Ratio (2.1/2.2) .....	0.000	0.000
2.4 Reserve Numerator .....	0	0
2.5 Reserve Denominator .....	1,843,837,728	1,718,188,839
2.6 Reserve Ratio (2.4/2.5) .....	0.000	0.000

- 3.1 Does this reporting entity have Separate Accounts? ..... Yes [ ] No [ X ]
- 3.2 If yes, has a Separate Accounts statement been filed with this Department? ..... Yes [ ] No [ ] N/A [ X ]
- 3.3 What portion of capital and surplus funds of the reporting entity covered by assets in the Separate Accounts statement, is not currently distributable from the Separate Accounts to the general account for use by the general account? .....\$ .....0
- 3.4 State the authority under which Separate Accounts are maintained:  
 .....
- 3.5 Was any of the reporting entity's Separate Accounts business reinsured as of December 31? ..... Yes [ ] No [ X ]
- 3.6 Has the reporting entity assumed by reinsurance any Separate Accounts business as of December 31? ..... Yes [ ] No [ X ]
- 3.7 If the reporting entity has assumed Separate Accounts business, how much, if any, reinsurance assumed receivable for reinsurance of Separate Accounts reserve expense allowances is included as a negative amount in the liability for "Transfers to Separate Accounts due or accrued (net)"? .....\$ .....0
4. For reporting entities having sold annuities to another insurer where the insurer purchasing the annuities has obtained a release of liability from the claimant (payee) as the result of the purchase of an annuity from the reporting entity only:
- 4.1 Amount of loss reserves established by these annuities during the current year: .....\$ .....0
- 4.2 List the name and location of the insurance company purchasing the annuities and the statement value on the purchase date of the annuities.

1	2
P&C Insurance Company And Location	Statement Value on Purchase Date of Annuities (i.e., Present Value)

# GENERAL INTERROGATORIES

## PART 2 - LIFE, ACCIDENT AND HEALTH COMPANIES/FRATERNAL BENEFIT SOCIETIES INTERROGATORIES

- 5.1 Do you act as a custodian for health savings accounts? ..... Yes [ ] No [ X ]
- 5.2 If yes, please provide the amount of custodial funds held as of the reporting date. ....\$ .....0
- 5.3 Do you act as an administrator for health savings accounts? ..... Yes [ ] No [ X ]
- 5.4 If yes, please provide the balance of funds administered as of the reporting date. ....\$ .....0
- 6.1 Are any of the captive affiliates reported on Schedule S, Part 3, authorized reinsurers? ..... Yes [ ] No [ X ] N/A [ ]
- 6.2 If the answer to 6.1 is yes, please provide the following:

1 Company Name	2 NAIC Company Code	3 Domiciliary Jurisdiction	4 Reserve Credit	Assets Supporting Reserve Credit		
				5 Letters of Credit	6 Trust Agreements	7 Other
.....	.....	.....	.....	.....	.....	.....

7. Provide the following for individual ordinary life insurance\* policies (U.S. business only) for the current year (prior to reinsurance assumed or ceded).
- 7.1 Direct Premium Written .....\$ .....0
- 7.2 Total Incurred Claims .....\$ .....0
- 7.3 Number of Covered Lives .....0

*Ordinary Life Insurance Includes
Term (whether full underwriting, limited underwriting, jet issue, "short form app")
Whole Life (whether full underwriting, limited underwriting, jet issue, "short form app")
Variable Life (with or without secondary guarantee)
Universal Life (with or without secondary guarantee)
Variable Universal Life (with or without secondary guarantee)

8. Is the reporting entity licensed or chartered, registered, qualified, eligible or writing business in at least two states? ..... Yes [ ] No [ X ]
- 8.1 If no, does the reporting entity assume reinsurance business that covers risks residing in at least one state other than the state of domicile of the reporting entity? ..... Yes [ ] No [ X ]
9. Reporting entities admitting net negative (disallowed) interest maintenance reserve (IMR) attest to the following:
- a. Fixed income investments generating IMR losses comply with the reporting entity's documented investment or liability management policies.
- b. IMR losses for fixed income related derivatives are all in accordance with prudent and documented risk management procedures, in accordance with a reporting entity's derivative use plans and reflect symmetry with historical treatment in which unrealized derivative gains were reversed to IMR and amortized in lieu of being recognized as realized gains upon derivative termination.
- c. Any deviation to (a) was either because of a temporary and transitory timing issue or related to a specific event, such as a reinsurance transaction, that mechanically made the cause of IMR losses not reflective of reinvestment activities.
- d. Asset sales that were generating admitted negative IMR were not compelled by liquidity pressures (e.g., to fund significant cash outflows including, but not limited to excess withdrawals and collateral calls).
- Is the reporting entity admitting net negative (disallowed) IMR in accordance with these criteria? ..... Yes [ X ] No [ ] N/A [ ]

10. Provide the current-year amounts at risk for the following categories.
- Individual and Industrial Life ..... Amount at Risk
- 10.01 Modified Coinsurance Assumed Reserves .....\$ .....0
- 10.02 Modified Coinsurance Ceded Reserves .....\$ .....0
- Individual and Industrial Life Policies With Pricing Flexibility ..... Amount at Risk
- 10.03 Net Amount (Direct + Assumed - Ceded) in Force .....\$ .....0
- 10.04 Exhibit 5 Life Reserves (Direct + Assumed - Ceded) .....\$ .....0
- 10.05 Separate Account Exhibit 3 Life Reserves (Direct + Assumed - Ceded) .....\$ .....0
- 10.06 Net Modified Coinsurance Reserves (Assumed - Ceded) .....\$ .....0
- 10.07 Life Reserves (10.04 + 10.05 + 10.06) .....\$ .....0
- 10.08 Life Net Amount at Risk (10.03 - 10.07) .....\$ .....0
- Individual and Industrial Term Life Policies Without Pricing Flexibility ..... Amount at Risk
- 10.09 Net Amount (Direct + Assumed - Ceded) in Force .....\$ ..... 63,015,673,000
- 10.10 Exhibit 5 Life Reserves (Direct + Assumed - Ceded) .....\$ ..... 1,797,798,629
- 10.11 Separate Account Exhibit 3 Life Reserves (Direct + Assumed - Ceded) .....\$ .....0
- 10.12 Net Modified Coinsurance Reserves (Assumed - Ceded) .....\$ .....0
- 10.13 Life Reserves (10.10 + 10.11 + 10.12) .....\$ ..... 1,797,798,629
- 10.14 Life Net Amount at Risk (10.09 - 10.13) .....\$ .....61,217,874,371

# GENERAL INTERROGATORIES

## PART 2 - LIFE, ACCIDENT AND HEALTH COMPANIES/FRATERNAL BENEFIT SOCIETIES INTERROGATORIES

<u>Group and Credit Life (Excluding FEGLI/SGLI)</u>		Amount at Risk
10.15 Modified Coinsurance Assumed Reserves .....	\$ .....	0
10.16 Modified Coinsurance Ceded Reserves .....	\$ .....	0
 <u>Group and Credit Term Life (Excluding FEGLI/SGLI) with Remaining Rate Terms 36 Months and Under</u>		 Amount of Risk
10.17 Net Amount (Direct + Assumed - Ceded) in Force .....	\$ .....	0
10.18 Exhibit 5 Life Reserves (Direct + Assumed - Ceded) .....	\$ .....	0
10.19 Separate Account Exhibit 3 Life Reserves (Direct + Assumed - Ceded) .....	\$ .....	0
10.20 Net Modified Coinsurance Reserves (Assumed - Ceded) .....	\$ .....	0
10.21 Life Reserves (10.18 + 10.19 + 10.20) .....	\$ .....	0
10.22 Life Net Amount at Risk (10.17 - 10.21) .....	\$ .....	0
 <u>Group and Credit Term Life (Excluding FEGLI/SGLI) with Remaining Rate Terms Over 36 Months</u>		 Amount of Risk
10.23 Net Amount (Direct + Assumed - Ceded) in Force .....	\$ .....	0
10.24 Exhibit 5 Life Reserves (Direct + Assumed - Ceded) .....	\$ .....	0
10.25 Separate Account Exhibit 3 Life Reserves (Direct + Assumed - Ceded) .....	\$ .....	0
10.26 Net Modified Coinsurance Reserves (Assumed - Ceded) .....	\$ .....	0
10.27 Life Reserves (10.24 + 10.25 + 10.26) .....	\$ .....	0
10.28 Life Net Amount at Risk (10.23 - 10.27) .....	\$ .....	0
 <u>Group and Credit Permanent Life (Excluding FEGLI/SGLI) with Pricing Flexibility</u>		 Amount of Risk
10.29 Net Amount (Direct + Assumed - Ceded) in Force .....	\$ .....	0
10.30 Exhibit 5 Life Reserves (Direct + Assumed - Ceded) .....	\$ .....	0
10.31 Separate Account Exhibit 3 Life Reserves (Direct + Assumed - Ceded) .....	\$ .....	0
10.32 Net Modified Coinsurance Reserves (Assumed - Ceded) .....	\$ .....	0
10.33 Life Reserves (10.30 + 10.31 + 10.32) .....	\$ .....	0
10.34 Life Net Amount at Risk (10.29 - 10.33) .....	\$ .....	0

**Life, Accident and Health Companies Only:**

- 11.1 Are personnel or facilities of this reporting entity used by another entity or entities or are personnel or facilities of another entity or entities used by this reporting entity (except for activities such as administration of jointly underwritten group contracts and joint mortality or morbidity studies)? ..... Yes [ X ] No [ ]
- 11.2 Net reimbursement of such expenses between reporting entities:
- |                      |          |         |
|----------------------|----------|---------|
| 11.21 Paid .....     | \$ ..... | 861,807 |
| 11.22 Received ..... | \$ ..... | 0       |
- 12.1 Does the reporting entity write any guaranteed interest contracts? ..... Yes [ ] No [ X ]
- 12.2 If yes, what amount pertaining to these lines is included in:
- |                            |          |   |
|----------------------------|----------|---|
| 12.21 Page 3, Line 1 ..... | \$ ..... | 0 |
| 12.22 Page 4, Line 1 ..... | \$ ..... | 0 |
13. For stock reporting entities only:
- 13.1 Total amount paid in by stockholders as surplus funds since organization of the reporting entity: ..... \$..... 147,697,822
14. Total dividends paid stockholders since organization of the reporting entity:
- |                   |          |   |
|-------------------|----------|---|
| 14.11 Cash .....  | \$ ..... | 0 |
| 14.12 Stock ..... | \$ ..... | 0 |
- 15.1 Does the reporting entity reinsure any Workers' Compensation Carve-Out business defined as: ..... Yes [ ] No [ X ]  
 Reinsurance (including retrocessional reinsurance) assumed by life and health insurers of medical, wage loss and death benefits of the occupational illness and accident exposures, but not the employers liability exposures, of business originally written as workers' compensation insurance.
- 15.2 If yes, has the reporting entity completed the Workers' Compensation Carve-Out Supplement to the Annual Statement? ..... Yes [ ] No [ ]
- 15.3 If 15.1 is yes, the amounts of earned premiums and claims incurred in this statement are:
- |   | 1                      | 2                    | 3               |
|---|------------------------|----------------------|-----------------|
|   | Reinsurance<br>Assumed | Reinsurance<br>Ceded | Net<br>Retained |
| 15.31 Earned premium .....                                  | 0                      | 0                    | 0               |
| 15.32 Paid claims .....                                     | 0                      | 0                    | 0               |
| 15.33 Claim liability and reserve (beginning of year) ..... | 0                      | 0                    | 0               |
| 15.34 Claim liability and reserve (end of year) .....       | 0                      | 0                    | 0               |
| 15.35 Incurred claims .....                                 | 0                      | 0                    | 0               |



# GENERAL INTERROGATORIES

## PART 2 - LIFE, ACCIDENT AND HEALTH COMPANIES/FRATERNAL BENEFIT SOCIETIES INTERROGATORIES

15.4 If reinsurance assumed included amounts with attachment points below \$1,000,000, the distribution of the amounts reported in Lines 15.31 and 15.34 for Column (1) are:

	Attachment Point	1 Earned Premium	2 Claim Liability and Reserve
15.41	<\$25,000	0	0
15.42	\$25,000 - 99,999	0	0
15.43	\$100,000 - 249,999	0	0
15.44	\$250,000 - 999,999	0	0
15.45	\$1,000,000 or more	0	0

15.5 What portion of earned premium reported in 15.31, Column 1 was assumed from pools? .....\$ .....0

**Fraternal Benefit Societies Only:**

- 16. Is the reporting entity organized and conducted on the lodge system, with ritualistic form of work and representative form of government? ..... Yes [ ] No [ ]
- 17. How often are meetings of the subordinate branches required to be held?  
.....
- 18. How are the subordinate branches represented in the supreme or governing body?  
.....
- 19. What is the basis of representation in the governing body?  
.....
- 20.1 How often are regular meetings of the governing body held?  
.....
- 20.2 When was the last regular meeting of the governing body held? .....
- 20.3 When and where will the next regular or special meeting of the governing body be held?  
.....
- 20.4 How many members of the governing body attended the last regular meeting? .....
- 20.5 How many of the same were delegates of the subordinate branches? .....
- 21. How are the expenses of the governing body defrayed?  
.....
- 22. When and by whom are the officers and directors elected?  
.....
- 23. What are the qualifications for membership?  
.....
- 24. What are the limiting ages for admission?  
.....
- 25. What is the minimum and maximum insurance that may be issued on any one life?  
.....
- 26. Is a medical examination required before issuing benefit certificates to applicants? ..... Yes [ ] No [ ]
- 27. Are applicants admitted to membership without filing an application with and becoming a member of a local branch by ballot and initiation? ..... Yes [ ] No [ ]
- 28.1 Are notices of the payments required sent to the members? ..... Yes [ ] No [ ] N/A [ ]
- 28.2 If yes, do the notices state the purpose for which the money is to be used? ..... Yes [ ] No [ ]
- 29. What proportion of first and subsequent year's payments may be used for management expenses?  
29.11 First Year ..... %  
29.12 Subsequent Years ..... %
- 30.1 Is any part of the mortuary, disability, emergency or reserve fund, or the accretions from or payments for the same, used for expenses? ..... Yes [ ] No [ ]
- 30.2 If so, what amount and for what purpose? ..... \$ .....
- 31.1 Does the reporting entity pay an old age disability benefit? ..... Yes [ ] No [ ]
- 31.2 If yes, at what age does the benefit commence? .....
- 32.1 Has the constitution or have the laws of the reporting entity been amended during the year? ..... Yes [ ] No [ ]
- 32.2 If yes, when?  
.....
- 33. Have you filed with this Department all forms of benefit certificates issued, a copy of the constitution and all of the laws, rules and regulations in force at the present time? ..... Yes [ ] No [ ]
- 34.1 State whether all or a portion of the regular insurance contributions were waived during the current year under premium-paying certificates on account of meeting attained age or membership requirements? ..... Yes [ ] No [ ]
- 34.2 If so, was an additional reserve included in Exhibit 5? ..... Yes [ ] No [ ] N/A [ ]
- 34.3 If yes, explain  
.....
- 35.1 Has the reporting entity reinsured, amalgamated with, or absorbed any company, order, society, or association during the year? ..... Yes [ ] No [ ]
- 35.2 If yes, was there any contract agreement, or understanding, written or oral, expressed or implied, by means of which any officer, director, trustee, or any other person, or firm, corporation, society or association, received or is to receive any fee, commission, emolument, or compensation of any nature whatsoever in connection with, on an account of such reinsurance, amalgamation, absorption, or transfer of membership or funds? ..... Yes [ ] No [ ] N/A [ ]
- 36. Has any present or former officer, director, trustee, incorporator, or any other persons, or any firm, corporation, society or association, any claims of any nature whatsoever against this reporting entity, which is not included in the liabilities on Page 3 of this statement? ..... Yes [ ] No [ ]
- 37.1 Does the reporting entity have outstanding assessments in the form of liens against policy benefits that have increased surplus? ..... Yes [ ] No [ ]
- 37.2 If yes, what is the date of the original lien and the outstanding balance against the main surplus?  
.....

NONE

Date	Outstanding Lien amount

NONE

**FIVE-YEAR HISTORICAL DATA**

Show amounts in whole dollars only, no cents; show percentages to one decimal place, i.e. 17.6.  
\$000 omitted for amounts of life insurance

	1 2024	2 2023	3 2022	4 2021	5 2020
<b>Life Insurance in Force</b> (Exhibit of Life Insurance)					
1. Ordinary - whole life and endowment (Line 34, Col. 4) .....	0	0	0	0	0
2. Ordinary - term (Line 21, Col. 4, less Line 34, Col. 4) .....	63,015,673	65,127,792	67,220,409	69,505,316	71,704,711
3. Credit life (Line 21, Col. 6) .....	0	0	0	0	0
4. Group, excluding FEGLI/SGLI (Line 21, Col. 9 less Lines 43 & 44, Col. 4) .....	0	0	0	0	0
5. Industrial (Line 21, Col. 2) .....	0	0	0	0	0
6. FEGLI/SGLI (Lines 43 & 44, Col. 4) .....	0	0	0	0	0
7. Total (Line 21, Col. 10) .....	63,015,673	65,127,792	67,220,409	69,505,316	71,704,711
7.1 Total in force for which VM-20 deterministic/stochastic reserves are calculated .....	0	0	0	0	0
<b>New Business Issued</b> (Exhibit of Life Insurance)					
8. Ordinary - whole life and endowment (Line 34, Col. 2) .....	0	0	0	0	0
9. Ordinary - term (Line 2, Col. 4, less Line 34, Col. 2) .....	0	0	0	0	0
10. Credit life (Line 2, Col. 6) .....	0	0	0	0	0
11. Group (Line 2, Col. 9) .....	0	0	0	0	0
12. Industrial (Line 2, Col. 2) .....	0	0	0	0	0
13. Total (Line 2, Col. 10) .....	0	0	0	0	0
<b>Premium Income - Lines of Business</b> (Exhibit 1 - Part 1)					
14. Individual life (Line 20.4, Col. 2) .....	153,717,415	161,043,474	167,431,404	175,996,707	182,327,457
15. Group life (Line 20.4, Col. 3) .....	0	0	0	0	0
16. Individual annuities (Line 20.4, Col. 4) .....	0	0	0	0	0
17. Group annuities (Line 20.4, Col. 5) .....	0	0	0	0	0
18. Accident & Health (Line 20.4, Col. 6) .....	0	0	0	0	0
19. Other lines of business (Line 20.4, Col. 8) .....	0	0	0	0	0
20. Total .....	153,717,415	161,043,474	167,431,404	175,996,707	182,327,457
<b>Balance Sheet (Pages 2 &amp; 3)</b>					
21. Total admitted assets excluding Separate Accounts business (Page 2, Line 26, Col. 3) .....	2,511,562,223	2,355,879,142	2,214,099,110	1,993,477,219	1,747,894,716
22. Total liabilities excluding Separate Accounts business (Page 3, Line 26) .....	1,847,046,240	1,721,470,644	1,624,941,108	1,454,775,212	1,228,871,602
23. Aggregate life reserves (Page 3, Line 1) .....	1,815,125,560	1,699,937,619	1,564,448,867	1,405,952,423	1,202,480,504
23.1 Excess VM-20 deterministic/stochastic reserve over NPR related to Line 7.1 .....	0	0	0	0	0
24. Aggregate A & H reserves (Page 3, Line 2) .....	0	0	0	0	0
25. Deposit-type contract funds (Page 3, Line 3) .....	0	0	0	0	0
26. Asset valuation reserve (Page 3, Line 24.01) .....	805,374	778,703	748,572	735,516	571,075
27. Capital (Page 3, Lines 29 and 30) .....	2,500,000	2,500,000	2,500,000	2,500,000	2,500,000
28. Surplus (Page 3, Line 37) .....	662,015,983	631,908,498	586,658,002	536,202,007	516,523,114
29. Net Cash from Operations (Line 11) .....	60,918,494	6,524,439	69,557,067	75,917,288	(72,670,937)
<b>Risk-Based Capital Analysis</b>					
30. Total adjusted capital .....	665,321,357	635,187,201	589,906,574	539,437,523	519,594,189
31. Authorized control level risk - based capital .....	25,791,120	26,472,414	27,130,474	28,236,773	29,137,840
<b>Percentage Distribution of Cash, Cash Equivalents and Invested Assets</b> (Page 2, Col. 3) (Line No. /Page 2, Line 12, Col. 3) x 100.0					
32. Bonds (Line 1) .....	96.6	94.5	95.8	99.6	95.2
33. Stocks (Lines 2.1 and 2.2) .....	0.0	0.0	0.0	0.0	0.0
34. Mortgage loans on real estate(Lines 3.1 and 3.2) .....	0.0	0.0	0.0	0.0	0.0
35. Real estate (Lines 4.1, 4.2 and 4.3) .....	0.0	0.0	0.0	0.0	0.0
36. Cash, cash equivalents and short-term investments (Line 5) .....	3.4	5.5	4.2	0.4	4.8
37. Contract loans (Line 6) .....	0.0	0.0	0.0	0.0	0.0
38. Derivatives (Page 2, Line 7) .....	0.0	0.0	0.0	0.0	0.0
39. Other invested assets (Line 8) .....	0.0	0.0	0.0	0.0	0.0
40. Receivables for securities (Line 9) .....	0.0	0.0	0.0	0.0	0.0
41. Securities lending reinvested collateral assets (Line 10) .....	0.0	0.0	0.0	0.0	0.0
42. Aggregate write-ins for invested assets (Line 11) .....	0.0	0.0	0.0	0.0	0.0
43. Cash, cash equivalents and invested assets (Line 12) .....	100.0	100.0	100.0	100.0	100.0
<b>Investments in Parent, Subsidiaries and Affiliates</b>					
44. Affiliated bonds (Schedule D Summary, Line 12, Col. 1) .....	0	0	0	0	0
45. Affiliated preferred stocks (Schedule D Summary, Line 18, Col. 1) .....	0	0	0	0	0
46. Affiliated common stocks (Schedule D Summary Line 24, Col. 1), .....	0	0	0	0	0
47. Affiliated short-term investments (subtotal included in Schedule DA Verification, Col. 5, Line 10) .....	0	0	0	0	0
48. Affiliated mortgage loans on real estate .....	0	0	0	0	0
49. All other affiliated .....	0	0	0	0	0
50. Total of above Lines 44 to 49 .....	0	0	0	0	0
51. Total Investment in Parent included in Lines 44 to 49 above .....	0	0	0	0	0

**FIVE-YEAR HISTORICAL DATA**

(Continued)

	1 2024	2 2023	3 2022	4 2021	5 2020
<b>Total Nonadmitted and Admitted Assets</b>					
52. Total nonadmitted assets (Page 2, Line 28, Col. 2).....	30,101,077	30,013,159	31,140,498	30,987,752	31,102,905
53. Total admitted assets (Page 2, Line 28, Col. 3) .....	2,511,562,223	2,355,879,142	2,214,099,110	1,993,477,219	1,747,894,716
<b>Investment Data</b>					
54. Net investment income (Exhibit of Net Investment Income) .....	23,615,834	20,646,447	14,729,775	12,297,601	12,486,086
55. Realized capital gains (losses) (Page 4, Line 34, Column 1) .....	(763)	(81,349)	(12,312)	(3,949)	993
56. Unrealized capital gains (losses) (Page 4, Line 38, Column 1) .....	0	0	0	0	0
57. Total of above Lines 54, 55 and 56 .....	23,615,071	20,565,098	14,717,463	12,293,652	12,487,079
<b>Benefits and Reserve Increases (Page 6)</b>					
58. Total contract/certificate benefits - life (Lines 10, 11, 12, 13, 14 and 15, Col. 1 minus Lines 10, 11, 12, 13, 14 and 15, Cols. 6, 7 and 8) .....	106,418,004	106,942,595	101,782,676	128,430,475	85,596,564
59. Total contract/certificate benefits - A & H (Lines 13 & 14, Col. 6) .....	0	0	0	0	0
60. Increase in life reserves - other than group and annuities (Line 19, Col. 2) .....	115,187,941	135,488,752	158,496,444	186,258,688	203,035,721
61. Increase in A & H reserves (Line 19, Col. 6) .....	0	0	0	0	0
62. Dividends to policyholders and refunds to members (Line 30, Col. 1) .....	0	0	0	0	0
<b>Operating Percentages</b>					
63. Insurance expense percent (Page 6, Col. 1, Lines 21, 22 & 23, less Line 6)/(Page 6, Col. 1, Line 1 plus Exhibit 7, Col. 2, Line 2) x 100.0 .....	10.3	9.9	9.6	9.8	10.7
64. Lapse percent (ordinary only) [(Exhibit of Life Insurance, Col. 4, Lines 14 & 15) / 1/2 (Exhibit of Life Insurance, Col. 4, Lines 1 & 21)] x 100.0 .....	3.3	3.2	3.2	2.7	3.6
65. A & H loss percent (Schedule H, Part 1, Lines 5 and 6, Col. 2) .....	0.0	0.0	0.0	0.0	0.0
66. A & H cost containment percent (Schedule H, Pt. 1, Line 4, Col. 2) .....	0.0	0.0	0.0	0.0	0.0
67. A & H expense percent excluding cost containment expenses (Schedule H, Pt. 1, Line 10, Col. 2) .....	0.0	0.0	0.0	0.0	0.0
<b>A &amp; H Claim Reserve Adequacy</b>					
68. Incurred losses on prior years' claims - comprehensive group health (Sch. H, Part 3, Line 3.1 Col. 3) .....	0	0	0	XXX	XXX
69. Prior years' claim liability and reserve - comprehensive group health (Sch. H, Part 3, Line 3.2 Col. 3) .....	0	0	0	XXX	XXX
70. Incurred losses on prior years' claims-health other than comprehensive group health (Sch. H, Part 3, Line 3.1 Col. 1 less Col. 3) .....	0	0	0	XXX	XXX
71. Prior years' claim liability and reserve-health other than comprehensive group health (Sch. H, Part 3, Line 3.2 Col. 1 less Col. 3) .....	0	0	0	XXX	XXX
<b>Net Gains From Operations After Dividends to Policyholders, Refunds to Members, Federal Income Taxes and Before Realized Capital Gains or (Losses) by Lines of Business (Page 6.x, Line 33)</b>					
72. Individual industrial life (Page 6.1, Col. 2) .....	0	0	0	0	0
73. Individual whole life (Page 6.1, Col. 3) .....	0	0	0	0	0
74. Individual term life (Page 6.1, Col. 4) .....	(37,886,254)	(45,900,130)	(73,248,222)	(114,464,275)	(75,283,871)
75. Individual indexed life (Page 6.1, Col. 5) .....	0	0	0	0	0
76. Individual universal life (Page 6.1, Col. 6) .....	0	0	0	0	0
77. Individual universal life with secondary guarantees (Page 6.1, Col. 7) .....	0	0	0	0	0
78. Individual variable life (Page 6.1, Col. 8) .....	0	0	0	0	0
79. Individual variable universal life (Page 6.1, Col. 9) .....	0	0	0	0	0
80. Individual credit life (Page 6.1, Col. 10) .....	0	0	0	0	0
81. Individual other life (Page 6.1, Col. 11) .....	0	0	0	0	0
82. Individual YRT mortality risk only (Page 6.1, Col. 12) .....	0	0	0	0	0
83. Group whole life (Page 6.2, Col. 2) .....	0	0	0	0	0
84. Group term life (Page 6.2, Col. 3) .....	0	0	0	0	0
85. Group universal life (Page 6.2, Col. 4) .....	0	0	0	0	0
86. Group variable life (Page 6.2, Col. 5) .....	0	0	0	0	0
87. Group variable universal life (Page 6.2, Col. 6) .....	0	0	0	0	0
88. Group credit life (Page 6.2, Col. 7) .....	0	0	0	0	0
89. Group other life (Page 6.2, Col. 8) .....	0	0	0	0	0
90. Group YRT mortality risk only (Page 6.2, Col. 9) .....	0	0	0	0	0
91. Individual deferred fixed annuities (Page 6.3, Col. 2) .....	0	0	0	0	0
92. Individual deferred indexed annuities (Page 6.3, Col. 3) .....	0	0	0	0	0
93. Individual deferred variable annuities with guarantees (Page 6.3, Col. 4) .....	0	0	0	0	0
94. Individual deferred variable annuities without guarantees (Page 6.3, Col. 5) .....	0	0	0	0	0
95. Individual life contingent payout (immediate and annuitization) (Page 6.3, Col. 6) .....	0	0	0	0	0
96. Individual other annuities (Page 6.3, Col. 7) .....	0	0	0	0	0
97. Group deferred fixed annuities (Page 6.4, Col. 2) .....	0	0	0	0	0
98. Group deferred indexed annuities (Page 6.4, Col. 3) .....	0	0	0	0	0
99. Group deferred variable annuities with guarantees (Page 6.4, Col. 4) .....	0	0	0	0	0
100. Group deferred variable annuities without guarantees (Page 6.4, Col. 5) .....	0	0	0	0	0
101. Group life contingent payout (immediate and annuitization) (Page 6.4, Col. 6) .....	0	0	0	0	0
102. Group other annuities (Page 6.4, Col. 7) .....	0	0	0	0	0
103. A & H-comprehensive individual (Page 6.5, Col. 2) .....	0	0	0	0	0
104. A & H-comprehensive group (Page 6.5, Col. 3) .....	0	0	0	0	0
105. A & H-Medicare supplement (Page 6.5, Col. 4) .....	0	0	0	0	0
106. A & H-vision only (Page 6.5, Col. 5) .....	0	0	0	0	0
107. A & H-dental only (Page 6.5, Col. 6) .....	0	0	0	0	0
108. A & H-Federal employees health benefits plan (Page 6.5, Col. 7) .....	0	0	0	0	0
109. A & H-Title XVIII Medicare (Page 6.5, Col. 8) .....	0	0	0	0	0
110. A & H-Title XIX Medicaid (Page 6.5, Col. 9) .....	0	0	0	0	0
111. A & H-credit (Page 6.5, Col. 10) .....	0	0	0	0	0
112. A & H-disability income (Page 6.5, Col. 11) .....	0	0	0	0	0
113. A & H-long-term care (Page 6.5, Col. 12) .....	0	0	0	0	0
114. A & H-other (Page 6.5, Col. 13) .....	0	0	0	0	0
115. Aggregate of all other lines of business (Page 6, Col. 8) .....	0	0	0	0	0
116. Fraternal (Page 6, Col. 7) .....	0	0	0	0	0
117. Total (Page 6, Col. 1) .....	(37,886,254)	(45,900,130)	(73,248,222)	(114,464,275)	(75,283,871)

NOTE: If a party to a merger, have the two most recent years of this exhibit been restated due to a merger in compliance with the disclosure requirements of SSAP No. 3, Accounting Changes and Correction of Errors? Yes [ ] No [ ]  
 If no, please explain: .....



ANNUAL STATEMENT FOR THE YEAR 2024 OF THE TLIC Watertree Reinsurance Inc.

**LIFE INSURANCE (STATE PAGE)<sup>(b)</sup>**

NAIC Group Code 0468

BUSINESS IN THE STATE OF

DURING THE YEAR 2024

NAIC Company Code 16032

Line of Business	1 Premiums and Annuities Considerations	2 Other Considerations	Dividends to Policyholders/Refunds to Members				7 Total (Col. 3+4+5+6)	Claims and Benefits Paid				
			3 Paid in Cash or Left on Deposit	4 Applied to Pay Renewal Premiums	5 Applied to Provide Paid-Up Additions or Shorten the Endowment or Premium-Paying Period	6 Other		8 Death and Annuity Benefits	9 Matured Endowments	10 Surrender Values and Withdrawals for Life Contracts	11 All Other Benefits	12 Total (Sum Columns 8 through 11)
Individual Life												
1. Industrial												
2. Whole												
3. Term												
4. Indexed												
5. Universal												
6. Universal with secondary guarantees												
7. Variable												
8. Variable universal												
9. Credit												
10. Other												
11. Total Individual Life												
Group Life												
12. Whole												
13. Term												
14. Universal												
15. Variable												
16. Variable universal												
17. Credit												
18. Other												
19. Total Group Life												
Individual Annuities												
20. Fixed												
21. Indexed												
22. Variable with guarantees												
23. Variable without guarantees												
24. Life contingent payout												
25. Other												
26. Total Individual Annuities												
Group Annuities												
27. Fixed												
28. Indexed												
29. Variable with guarantees												
30. Variable without guarantees												
31. Life contingent payout												
32. Other												
33. Total Group Annuities												
Accident and Health												
34. Comprehensive individual (d)								XXX	XXX	XXX		
35. Comprehensive group (d)								XXX	XXX	XXX		
36. Medicare Supplement (d)								XXX	XXX	XXX		
37. Vision only (d)								XXX	XXX	XXX		
38. Dental only (d)								XXX	XXX	XXX		
39. Federal Employees Health Benefits Plan (d)								XXX	XXX	XXX		
40. Title XVIII Medicare (d) (e)								XXX	XXX	XXX		
41. Title XIX Medicaid (d)								XXX	XXX	XXX		
42. Credit A&H								XXX	XXX	XXX		
43. Disability income (d)								XXX	XXX	XXX		
44. Long-term care (d)								XXX	XXX	XXX		
45. Other health (d)								XXX	XXX	XXX		
46. Total Accident and Health								XXX	XXX	XXX		
47. Total (c)												

ANNUAL STATEMENT FOR THE YEAR 2024 OF THE TLIC Watertree Reinsurance Inc.

LIFE INSURANCE (STATE PAGE) (Continued)<sup>(b)</sup>

NAIC Group Code 0468

BUSINESS IN THE STATE OF

DURING THE YEAR 2024

NAIC Company Code 16032

Line of Business	13 Incurred During Current Year	Direct Death Benefits, Matured Endowments Incurred and Annuity Benefits								22 Unpaid December 31, Current Year	Policy Exhibit					
		Claims Settled During Current Year									23 Issued During Year		25 Other Changes to In Force (Net)		27 In Force December 31, Current Year (b)	
		Totals Paid		Reduction by Compromise		Amount Rejected		Total Settled During Current Year			24 Number of Pols/ Certs	24 Amount	26 Number of Pols/ Certs	26 Amount	28 Number of Pols/ Certs	28 Amount
		14 Number of Pols/ Certs	15 Amount	16 Number of Pols/ Certs	17 Amount	18 Number of Pols/ Certs	19 Amount	20 Number of Pols/ Certs	21 Amount							
Individual Life																
1. Industrial																
2. Whole																
3. Term																
4. Indexed																
5. Universal																
6. Universal with secondary guarantees																
7. Variable																
8. Variable universal																
9. Credit																
10. Other																
11. Total Individual Life																
Group Life																
12. Whole																
13. Term																
14. Universal																
15. Variable																
16. Variable universal																
17. Credit																
18. Other																
19. Total Group Life																
Individual Annuities																
20. Fixed																
21. Indexed																
22. Variable with guarantees																
23. Variable without guarantees																
24. Life contingent payout																
25. Other																
26. Total Individual Annuities																
Group Annuities																
27. Fixed																
28. Indexed																
29. Variable with guarantees																
30. Variable without guarantees																
31. Life contingent payout																
32. Other																
33. Total Group Annuities																
Accident and Health																
34. Comprehensive individual (d)	XXX	XXX	XXX	XXX	XXX	XXX	XXX	XXX	XXX	XXX						
35. Comprehensive group (d)	XXX	XXX	XXX	XXX	XXX	XXX	XXX	XXX	XXX	XXX						
36. Medicare Supplement (d)	XXX	XXX	XXX	XXX	XXX	XXX	XXX	XXX	XXX	XXX						
37. Vision only (d)	XXX	XXX	XXX	XXX	XXX	XXX	XXX	XXX	XXX	XXX						
38. Dental only (d)	XXX	XXX	XXX	XXX	XXX	XXX	XXX	XXX	XXX	XXX						
39. Federal Employees Health Benefits Plan (d)	XXX	XXX	XXX	XXX	XXX	XXX	XXX	XXX	XXX	XXX						
40. Title XVIII Medicare (d)	XXX	XXX	XXX	XXX	XXX	XXX	XXX	XXX	XXX	XXX						
41. Title XIX Medicaid (d)	XXX	XXX	XXX	XXX	XXX	XXX	XXX	XXX	XXX	XXX						
42. Credit A&H	XXX	XXX	XXX	XXX	XXX	XXX	XXX	XXX	XXX	XXX						
43. Disability income (d)	XXX	XXX	XXX	XXX	XXX	XXX	XXX	XXX	XXX	XXX						
44. Long-term care (d)	XXX	XXX	XXX	XXX	XXX	XXX	XXX	XXX	XXX	XXX						
45. Other health (d)	XXX	XXX	XXX	XXX	XXX	XXX	XXX	XXX	XXX	XXX						
46. Total Accident and Health	XXX	XXX	XXX	XXX	XXX	XXX	XXX	XXX	XXX	XXX						
47. Total																

(a) Includes Group Credit Life Insurance Loans less than or equal to 60 months at issue, prior year \$ ..... , current year \$ ..... Loans greater than 60 months at issue BUT NOT GREATER THAN 120 MONTHS prior year \$ ..... , current year \$ .....  
 (b) Corporate Owned Life Insurance/BOLI: 1) Number of policies: ..... 2) covering number of lives: ..... 3) face amount \$ .....  
 (c) Deposit-Type Contract Considerations NOT included in Total Premiums and Annuities Considerations: Individual: \$ ..... Group: \$ ..... Total: \$ .....  
 (d) For health business on indicated lines report: Number of persons insured under PPO managed care products ..... and number of persons insured under indemnity only products .....  
 (e) For health premiums written: amount of Medicare Title XVIII exempt from state taxes or fees \$ .....

ANNUAL STATEMENT FOR THE YEAR 2024 OF THE TLIC Watertree Reinsurance Inc.

**EXHIBIT OF LIFE INSURANCE**

(\$000 Omitted for Amounts of Life Insurance)

	Industrial		Ordinary		Credit Life (Group and Individual)		Group			10 Total Amount of Insurance	
	1	2	3	4	5	6	Number of		9		
	Number of Policies	Amount of Insurance	Number of Policies	Amount of Insurance	Number of Individual Policies and Group Certificates	Amount of Insurance	Policies	Certificates	Amount of Insurance		
1. In force end of prior year	0	0	174,379	65,127,792	0	0	0	0	0	0	65,127,792
2. Issued during year	0	0	0	0	0	0	0	0	0	0	0
3. Reinsurance assumed	0	0	0	0	0	0	0	0	0	0	0
4. Revived during year	0	0	116	59,021	0	0	0	0	0	0	59,021
5. Increased during year (net)	0	0	0	61,305	0	0	0	0	0	0	61,305
6. Subtotals, Lines 2 to 5	0	0	116	120,326	0	0	0	0	0	0	120,326
7. Additions by dividends during year	XXX	0	XXX	0	XXX	0	XXX	XXX	0	0	0
8. Aggregate write-ins for increases	0	0	0	0	0	0	0	0	0	0	0
9. Totals (Lines 1 and 6 to 8)	0	0	174,495	65,248,118	0	0	0	0	0	0	65,248,118
Deductions during year:											
10. Death	0	0	504	102,340	0	0	XXX	0	0	0	102,340
11. Maturity	0	0	0	0	0	0	XXX	0	0	0	0
12. Disability	0	0	0	0	0	0	XXX	0	0	0	0
13. Expiry	0	0	0	0	0	0	0	0	0	0	0
14. Surrender	0	0	1,123	361,431	0	0	0	0	0	0	361,431
15. Lapse	0	0	4,649	1,725,928	0	0	0	0	0	0	1,725,928
16. Conversion	0	0	41	11,326	0	0	XXX	XXX	XXX	0	11,326
17. Decreased (net)	0	0	0	31,420	0	0	0	0	0	0	31,420
18. Reinsurance	0	0	0	0	0	0	0	0	0	0	0
19. Aggregate write-ins for decreases	0	0	0	0	0	0	0	0	0	0	0
20. Totals (Lines 10 to 19)	0	0	6,317	2,232,445	0	0	0	0	0	0	2,232,445
21. In force end of year (b) (Line 9 minus Line 20)	0	0	168,178	63,015,673	0	0	0	0	0	0	63,015,673
22. Reinsurance ceded end of year	XXX	0	XXX	0	XXX	0	XXX	XXX	0	0	0
23. Line 21 minus Line 22	XXX	0	XXX	63,015,673	XXX	(a)	0	XXX	XXX	0	63,015,673
<b>DETAILS OF WRITE-INS</b>											
0801. ....											
0802. ....											
0803. ....											
0898. Summary of remaining write-ins for Line 8 from overflow page	0	0	0	0	0	0	0	0	0	0	0
0899. TOTALS (Lines 0801 through 0803 plus 0898) (Line 8 above)	0	0	0	0	0	0	0	0	0	0	0
1901. ....											
1902. ....											
1903. ....											
1998. Summary of remaining write-ins for Line 19 from overflow page	0	0	0	0	0	0	0	0	0	0	0
1999. TOTALS (Lines 1901 through 1903 plus 1998) (Line 19 above)	0	0	0	0	0	0	0	0	0	0	0

Life, Accident and Health Companies Only:

(a) Group \$ .....0 ; Individual \$ .....0

Fraternal Benefit Societies Only:

(b) Paid-up insurance included in the final totals of Line 21 (including additions to certificates) number of certificates .....0 , Amount \$ .....0

Additional accidental death benefits included in life certificates were in amount \$ .....0 , Does the society collect any contributions from members for general expenses of the society under fully paid-up certificates? Yes [ ] No [ ]

If not, how are such expenses met?

.....

**EXHIBIT OF LIFE INSURANCE**

(\$000 Omitted for Amounts of Life Insurance) (Continued)  
**ADDITIONAL INFORMATION ON INSURANCE IN FORCE END OF YEAR**

	Industrial		Ordinary	
	1 Number of Policies	2 Amount of Insurance	3 Number of Policies	4 Amount of Insurance
24. Additions by dividends .....	XXX		XXX	
25. Other paid-up insurance .....				
26. Debit ordinary insurance .....	XXX			

**NONE**

**ADDITIONAL INFORMATION ON ORDINARY INSURANCE**

Term Insurance Excluding Extended Term Insurance	Issued During Year (Included in Line 2)		In Force End of Year (Included in Line 21)	
	1 Number of Policies	2 Amount of Insurance	3 Number of Policies	4 Amount of Insurance
27. Term policies - decreasing .....	0	0	0	0
28. Term policies - other .....	0	0	168,178	63,015,674
29. Other term insurance - decreasing .....	XXX	0	XXX	0
30. Other term insurance .....	XXX	0	XXX	0
31. Totals (Lines 27 to 30) .....	0	0	168,178	63,015,674
Reconciliation to Lines 2 and 21:				
32. Term additions .....	XXX	0	XXX	0
33. Totals, extended term insurance .....	XXX	XXX	0	0
34. Totals, whole life and endowment .....	0	0	0	0
35. Totals (Lines 31 to 34) .....	0	0	168,178	63,015,674

**CLASSIFICATION OF AMOUNT OF INSURANCE BY PARTICIPATING STATUS**

	Issued During Year (Included in Line 2)		In Force End of Year (Included in Line 21)	
	1 Non-Participating	2 Participating	3 Non-Participating	4 Participating
36. Industrial .....	0	0	0	0
37. Ordinary .....	0	0	63,015,674	0
38. Credit Life (Group and Individual) .....	0	0	0	0
39. Group .....	0	0	0	0
40. Totals (Lines 36 to 39) .....	0	0	63,015,674	0

**ADDITIONAL INFORMATION ON CREDIT LIFE AND GROUP INSURANCE**

	Credit Life		Group	
	1 Number of Individual Policies or Group Certificates	2 Amount of Insurance	3 Number of Certificates	4 Amount of Insurance
41. Amount of insurance included in Line 2 ceded to other companies .....	XXX		XXX	
42. Number in force end of year if the number under ceded groups is limited on a pro-rata basis .....				XXX
43. Federal Employees' Group Life Insurance included in Line 21 .....				
44. Servicemen's Group Life Insurance included in Line 21 .....				
45. Group Permanent Insurance included in Line 21 .....				

**NONE**

**ADDITIONAL ACCIDENTAL DEATH BENEFITS**

46. Amount of additional accidental death benefits in force end of year under ordinary policies	173,278
---	---------

**BASIS OF CALCULATION OF ORDINARY TERM INSURANCE**

47. State basis of calculation of (47.1) decreasing term insurance contained in Family Income Mortgage Protection, etc., policies and riders and of (47.2) term insurance on wife and children under Family, Parent and Child Income Insurance, etc., policies and riders	
47.1	
47.2	

**NONE**

**POLICIES WITH DISABILITY PROVISIONS**

Disability Provisions	Industrial		Ordinary		Credit		Group	
	1 Number of Policies	2 Amount of Insurance	3 Number of Policies	4 Amount of Insurance	5 Number of Policies	6 Amount of Insurance	7 Number of Certificates	8 Amount of Insurance
48. Waiver of Premium .....	0	0	3,701	2,751	0	0	0	0
49. Disability Income .....	0	0	0	0	0	0	0	0
50. Extended Benefits .....	0	0	XXX	XXX	0	0	0	0
51. Other .....	0	0	0	0	0	0	0	0
52. Total	0	(a) 0	3,701	(a) 2,751	0	(a) 0	0	(a) 0

(a) See the Annual Audited Financial Reports section of the annual statement instructions

**EXHIBIT OF NUMBER OF POLICIES, CONTRACTS, CERTIFICATES, INCOME PAYABLE AND ACCOUNT VALUES IN FORCE FOR SUPPLEMENTARY CONTRACTS, ANNUITIES, ACCIDENT & HEALTH AND OTHER POLICIES**

**SUPPLEMENTARY CONTRACTS**

	Ordinary		Group	
	1 Involving Life Contingencies	2 Not Involving Life Contingencies	3 Involving Life Contingencies	4 Not Involving Life Contingencies
1. In force end of prior year .....				
2. Issued during year .....				
3. Reinsurance assumed .....				
4. Increased during year (net) .....				
5. Total (Lines 1 to 4) .....				
Deductions during year:				
6. Decreased (net) .....				
7. Reinsurance ceded .....				
8. Totals (Lines 6 and 7) .....				
9. In force end of year (line 5 minus line 8) .....				
10. Amount on deposit .....		(a)		(a)
11. Income now payable .....				
12. Amount of income payable .....	(a)	(a)	(a)	(a)

**NONE**

**ANNUITIES**

	Ordinary		Group	
	1 Immediate	2 Deferred	3 Contracts	4 Certificates
1. In force end of prior year .....				
2. Issued during year .....				
3. Reinsurance assumed .....				
4. Increased during year (net) .....				
5. Totals (Lines 1 to 4) .....				
Deductions during year:				
6. Decreased (net) .....				
7. Reinsurance ceded .....				
8. Totals (Lines 6 and 7) .....				
9. In force end of year (line 5 minus line 8) .....				
Income now payable:				
10. Amount of income payable .....	(a)	XXX	XXX	(a)
Deferred fully paid:				
11. Account balance .....	XXX	(a)	XXX	(a)
Deferred not fully paid:				
12. Account balance .....	XXX	(a)	XXX	(a)

**NONE**

**ACCIDENT AND HEALTH INSURANCE**

	Group		Credit		Other	
	1 Certificates	2 Premiums in Force	3 Policies	4 Premiums in Force	5 Policies	6 Premiums in Force
1. In force end of prior year .....						
2. Issued during year .....						
3. Reinsurance assumed .....						
4. Increased during year (net) .....		XXX		XXX		XXX
5. Totals (Lines 1 to 4) .....		XXX		XXX		XXX
Deductions during year:						
6. Conversions .....		XXX	XXX	XXX	XXX	XXX
7. Decreased (net) .....		XXX		XXX		XXX
8. Reinsurance ceded .....		XXX		XXX		XXX
9. Totals (Lines 6 to 8) .....		XXX		XXX		XXX
10. In force end of year (line 5 minus line 9) .....		(a)		(a)		(a)

**NONE**

**DEPOSIT FUNDS AND DIVIDEND ACCUMULATIONS**

	1	2
	Deposit Funds Contracts	Dividend Accumulations Contracts
1. In force end of prior year .....		
2. Issued during year .....		
3. Reinsurance assumed .....		
4. Increased during year (net) .....		
5. Totals (Lines 1 to 4) .....		
Deductions During Year:		
6. Decreased (net) .....		
7. Reinsurance ceded .....		
8. Totals (Lines 6 and 7) .....		
9. In force end of year (line 5 minus line 8) .....		
10. Amount of account balance .....	(a)	(a)

**NONE**

(a) See the Annual Audited Financial Reports section of the annual statement instructions.



ANNUAL STATEMENT FOR THE YEAR 2024 OF THE TLIC Watertree Reinsurance Inc.  
**FORM FOR CALCULATING THE INTEREST MAINTENANCE RESERVE**

**INTEREST MAINTENANCE RESERVE**

	1 Amount
1. Reserve as of December 31, Prior Year .....	835,756
2. Current year's realized pre-tax capital gains/(losses) of \$ ..... 0 transferred into the reserve net of taxes of \$ ..... 0 .....	0
3. Adjustment for current year's liability gains/(losses) released from the reserve .....	0
4. Balance before reduction for amount transferred to Summary of Operations (Line 1 + Line 2 + Line 3) .....	835,756
5. Current year's amortization released to Summary of Operations (Amortization, Line 1, Column 4) .....	139,065
6. Reserve as of December 31, current year (Line 4 minus Line 5)	696,690

**AMORTIZATION**

Year of Amortization	1 Reserve as of December 31, Prior Year	2 Current Year's Realized Capital Gains/(Losses) Transferred into the Reserve Net of Taxes	3 Adjustment for Current Year's Liability Gains/(Losses) Released From the Reserve	4 Balance Before Reduction for Current Year's Amortization (Cols. 1 + 2 + 3)
1. 2024 .....	139,065	0	0	139,065
2. 2025 .....	114,899	0	0	114,899
3. 2026 .....	139,260	0	0	139,260
4. 2027 .....	152,414	0	0	152,414
5. 2028 .....	164,939	0	0	164,939
6. 2029 .....	123,689	0	0	123,689
7. 2030 .....	29,591	0	0	29,591
8. 2031 .....	(15,599)	0	0	(15,599)
9. 2032 .....	(7,211)	0	0	(7,211)
10. 2033 .....	(2,940)	0	0	(2,940)
11. 2034 .....	(1,764)	0	0	(1,764)
12. 2035 .....	(588)	0	0	(588)
13. 2036 .....	0	0	0	0
14. 2037 .....	0	0	0	0
15. 2038 .....	0	0	0	0
16. 2039 .....	0	0	0	0
17. 2040 .....	0	0	0	0
18. 2041 .....	0	0	0	0
19. 2042 .....	0	0	0	0
20. 2043 .....	0	0	0	0
21. 2044 .....	0	0	0	0
22. 2045 .....	0	0	0	0
23. 2046 .....	0	0	0	0
24. 2047 .....	0	0	0	0
25. 2048 .....	0	0	0	0
26. 2049 .....	0	0	0	0
27. 2050 .....	0	0	0	0
28. 2051 .....	0	0	0	0
29. 2052 .....	0	0	0	0
30. 2053 .....	0	0	0	0
31. 2054 and Later	0	0	0	0
32. Total (Lines 1 to 31)	835,756	0	0	835,756

ANNUAL STATEMENT FOR THE YEAR 2024 OF THE TLIC Watertree Reinsurance Inc.

**ASSET VALUATION RESERVE**

	Default Component			Equity Component			7 Total Amount (Cols. 3 + 6)
	1 Other Than Mortgage Loans	2 Mortgage Loans	3 Total (Cols. 1 + 2)	4 Common Stock	5 Real Estate and Other Invested Assets	6 Total (Cols. 4 + 5)	
1. Reserve as of December 31, prior year .....	778,704	0	778,704	0	0	0	778,704
2. Realized capital gains/(losses) net of taxes - General Account .....	0	0	0	0	0	0	0
3. Realized capital gains/(losses) net of taxes - Separate Accounts .....	0	0	0	0	0	0	0
4. Unrealized capital gains/(losses) net of deferred taxes - General Account .....	0	0	0	0	0	0	0
5. Unrealized capital gains/(losses) net of deferred taxes - Separate Accounts .....	0	0	0	0	0	0	0
6. Capital gains credited/(losses charged) to contract benefits, payments or reserves .....	0	0	0	0	0	0	0
7. Basic contribution .....	126,042	0	126,042	0	0	0	126,042
8. Accumulated balances (Lines 1 through 5 - 6 + 7) .....	904,746	0	904,746	0	0	0	904,746
9. Maximum reserve .....	805,375	0	805,375	0	0	0	805,375
10. Reserve objective .....	424,054	0	424,054	0	0	0	424,054
11. 20% of (Line 10 - Line 8) .....	(96,138)	0	(96,138)	0	0	0	(96,138)
12. Balance before transfers (Lines 8 + 11) .....	808,608	0	808,608	0	0	0	808,608
13. Transfers .....	(3,233)	3,233	0	0	0	0	0
14. Voluntary contribution .....	0	0	0	0	0	0	0
15. Adjustment down to maximum/up to zero .....	0	(3,233)	(3,233)	0	0	0	(3,233)
16. Reserve as of December 31, current year (Lines 12 + 13 + 14 + 15)	805,375	0	805,375	0	0	0	805,375

## ASSET VALUATION RESERVE

### BASIC CONTRIBUTION, RESERVE OBJECTIVE AND MAXIMUM RESERVE CALCULATIONS

#### DEFAULT COMPONENT

Line Number	NAIC Designation	Description	1 Book/Adjusted Carrying Value	2 Reclassify Related Party Encumbrances	3 Add Third Party Encumbrances	4 Balance for AVR Reserve Calculations (Cols. 1 + 2 + 3)	Basic Contribution		Reserve Objective		Maximum Reserve	
							5 Factor	6 Amount (Cols.4 x 5)	7 Factor	8 Amount (Cols. 4 x 7)	9 Factor	10 Amount (Cols. 4 x 9)
<b>LONG-TERM BONDS</b>												
1.		Exempt Obligations .....	136,693,538	XXX	XXX	136,693,538	0.0000	0	0.0000	0	0.0000	0
2.1	1	NAIC Designation Category 1.A .....	418,403,041	XXX	XXX	418,403,041	0.0002	83,681	0.0007	292,882	0.0013	543,924
2.2	1	NAIC Designation Category 1.B .....	4,076,703	XXX	XXX	4,076,703	0.0004	1,631	0.0011	4,484	0.0023	9,376
2.3	1	NAIC Designation Category 1.C .....	12,998,365	XXX	XXX	12,998,365	0.0006	7,799	0.0018	23,397	0.0035	45,494
2.4	1	NAIC Designation Category 1.D .....	41,295,907	XXX	XXX	41,295,907	0.0007	28,907	0.0022	90,851	0.0044	181,702
2.5	1	NAIC Designation Category 1.E .....	0	XXX	XXX	0	0.0009	0	0.0027	0	0.0055	0
2.6	1	NAIC Designation Category 1.F .....	3,658,591	XXX	XXX	3,658,591	0.0011	4,024	0.0034	12,439	0.0068	24,878
2.7	1	NAIC Designation Category 1.G .....	0	XXX	XXX	0	0.0014	0	0.0042	0	0.0085	0
2.8		Subtotal NAIC 1 (2.1+2.2+2.3+2.4+2.5+2.6+2.7) .....	480,432,607	XXX	XXX	480,432,607	XXX	126,042	XXX	424,054	XXX	805,375
3.1	2	NAIC Designation Category 2.A .....	0	XXX	XXX	0	0.0021	0	0.0063	0	0.0105	0
3.2	2	NAIC Designation Category 2.B .....	0	XXX	XXX	0	0.0025	0	0.0076	0	0.0127	0
3.3	2	NAIC Designation Category 2.C .....	0	XXX	XXX	0	0.0036	0	0.0108	0	0.0180	0
3.4		Subtotal NAIC 2 (3.1+3.2+3.3) .....	0	XXX	XXX	0	XXX	0	XXX	0	XXX	0
4.1	3	NAIC Designation Category 3.A .....	0	XXX	XXX	0	0.0069	0	0.0183	0	0.0262	0
4.2	3	NAIC Designation Category 3.B .....	0	XXX	XXX	0	0.0099	0	0.0264	0	0.0377	0
4.3	3	NAIC Designation Category 3.C .....	0	XXX	XXX	0	0.0131	0	0.0350	0	0.0500	0
4.4		Subtotal NAIC 3 (4.1+4.2+4.3) .....	0	XXX	XXX	0	XXX	0	XXX	0	XXX	0
5.1	4	NAIC Designation Category 4.A .....	0	XXX	XXX	0	0.0184	0	0.0430	0	0.0615	0
5.2	4	NAIC Designation Category 4.B .....	0	XXX	XXX	0	0.0238	0	0.0555	0	0.0793	0
5.3	4	NAIC Designation Category 4.C .....	0	XXX	XXX	0	0.0310	0	0.0724	0	0.1034	0
5.4		Subtotal NAIC 4 (5.1+5.2+5.3) .....	0	XXX	XXX	0	XXX	0	XXX	0	XXX	0
6.1	5	NAIC Designation Category 5.A .....	0	XXX	XXX	0	0.0472	0	0.0846	0	0.1410	0
6.2	5	NAIC Designation Category 5.B .....	0	XXX	XXX	0	0.0663	0	0.1188	0	0.1980	0
6.3	5	NAIC Designation Category 5.C .....	0	XXX	XXX	0	0.0836	0	0.1498	0	0.2496	0
6.4		Subtotal NAIC 5 (6.1+6.2+6.3) .....	0	XXX	XXX	0	XXX	0	XXX	0	XXX	0
7.	6	NAIC 6 .....	0	XXX	XXX	0	0.0000	0	0.2370	0	0.2370	0
8.		Total Unrated Multi-class Securities Acquired by Conversion .....	0	XXX	XXX	0	XXX	0	XXX	0	XXX	0
9.		Total Long-Term Bonds (1+2.8+3.4+4.4+5.4+6.4+7+8) .....	617,126,145	XXX	XXX	617,126,145	XXX	126,042	XXX	424,054	XXX	805,375
<b>PREFERRED STOCKS</b>												
10.	1	Highest Quality .....	0	XXX	XXX	0	0.0005	0	0.0016	0	0.0033	0
11.	2	High Quality .....	0	XXX	XXX	0	0.0021	0	0.0064	0	0.0106	0
12.	3	Medium Quality .....	0	XXX	XXX	0	0.0099	0	0.0263	0	0.0376	0
13.	4	Low Quality .....	0	XXX	XXX	0	0.0245	0	0.0572	0	0.0817	0
14.	5	Lower Quality .....	0	XXX	XXX	0	0.0630	0	0.1128	0	0.1880	0
15.	6	In or Near Default .....	0	XXX	XXX	0	0.0000	0	0.2370	0	0.2370	0
16.		Affiliated Life with AVR .....	0	XXX	XXX	0	0.0000	0	0.0000	0	0.0000	0
17.		Total Preferred Stocks (Sum of Lines 10 through 16) .....	0	XXX	XXX	0	XXX	0	XXX	0	XXX	0

**ASSET VALUATION RESERVE (Continued)**  
**BASIC CONTRIBUTION, RESERVE OBJECTIVE AND MAXIMUM RESERVE CALCULATIONS**  
**DEFAULT COMPONENT**

Line Number	NAIC Designation	Description	1 Book/Adjusted Carrying Value	2 Reclassify Related Party Encumbrances	3 Add Third Party Encumbrances	4 Balance for AVR Reserve Calculations (Cols. 1 + 2 + 3)	Basic Contribution		Reserve Objective		Maximum Reserve	
							5 Factor	6 Amount (Cols. 4 x 5)	7 Factor	8 Amount (Cols. 4 x 7)	9 Factor	10 Amount (Cols. 4 x 9)
<b>SHORT-TERM BONDS</b>												
18.		Exempt Obligations .....	0	XXX	XXX	0	0.0000	0	0.0000	0	0.0000	0
19.1	1	NAIC Designation Category 1.A .....	0	XXX	XXX	0	0.0002	0	0.0007	0	0.0013	0
19.2	1	NAIC Designation Category 1.B .....	0	XXX	XXX	0	0.0004	0	0.0011	0	0.0023	0
19.3	1	NAIC Designation Category 1.C .....	0	XXX	XXX	0	0.0006	0	0.0018	0	0.0035	0
19.4	1	NAIC Designation Category 1.D .....	0	XXX	XXX	0	0.0007	0	0.0022	0	0.0044	0
19.5	1	NAIC Designation Category 1.E .....	0	XXX	XXX	0	0.0009	0	0.0027	0	0.0055	0
19.6	1	NAIC Designation Category 1.F .....	0	XXX	XXX	0	0.0011	0	0.0034	0	0.0068	0
19.7	1	NAIC Designation Category 1.G .....	0	XXX	XXX	0	0.0014	0	0.0042	0	0.0085	0
19.8		Subtotal NAIC 1 (19.1+19.2+19.3+19.4+19.5+19.6+19.7) .....	0	XXX	XXX	0	XXX	0	XXX	0	XXX	0
20.1	2	NAIC Designation Category 2.A .....	0	XXX	XXX	0	0.0021	0	0.0063	0	0.0105	0
20.2	2	NAIC Designation Category 2.B .....	0	XXX	XXX	0	0.0025	0	0.0076	0	0.0127	0
20.3	2	NAIC Designation Category 2.C .....	0	XXX	XXX	0	0.0036	0	0.0108	0	0.0180	0
20.4		Subtotal NAIC 2 (20.1+20.2+20.3) .....	0	XXX	XXX	0	XXX	0	XXX	0	XXX	0
21.1	3	NAIC Designation Category 3.A .....	0	XXX	XXX	0	0.0069	0	0.0183	0	0.0262	0
21.2	3	NAIC Designation Category 3.B .....	0	XXX	XXX	0	0.0099	0	0.0264	0	0.0377	0
21.3	3	NAIC Designation Category 3.C .....	0	XXX	XXX	0	0.0131	0	0.0350	0	0.0500	0
21.4		Subtotal NAIC 3 (21.1+21.2+21.3) .....	0	XXX	XXX	0	XXX	0	XXX	0	XXX	0
22.1	4	NAIC Designation Category 4.A .....	0	XXX	XXX	0	0.0184	0	0.0430	0	0.0615	0
22.2	4	NAIC Designation Category 4.B .....	0	XXX	XXX	0	0.0238	0	0.0555	0	0.0793	0
22.3	4	NAIC Designation Category 4.C .....	0	XXX	XXX	0	0.0310	0	0.0724	0	0.1034	0
22.4		Subtotal NAIC 4 (22.1+22.2+22.3) .....	0	XXX	XXX	0	XXX	0	XXX	0	XXX	0
23.1	5	NAIC Designation Category 5.A .....	0	XXX	XXX	0	0.0472	0	0.0846	0	0.1410	0
23.2	5	NAIC Designation Category 5.B .....	0	XXX	XXX	0	0.0663	0	0.1188	0	0.1980	0
23.3	5	NAIC Designation Category 5.C .....	0	XXX	XXX	0	0.0836	0	0.1498	0	0.2496	0
23.4		Subtotal NAIC 5 (23.1+23.2+23.3) .....	0	XXX	XXX	0	XXX	0	XXX	0	XXX	0
24.	6	NAIC 6 .....	0	XXX	XXX	0	0.0000	0	0.2370	0	0.2370	0
25.		Total Short-Term Bonds (18+19.8+20.4+21.4+22.4+23.4+24) .....	0	XXX	XXX	0	XXX	0	XXX	0	XXX	0
<b>DERIVATIVE INSTRUMENTS</b>												
26.		Exchange Traded .....	0	XXX	XXX	0	0.0005	0	0.0016	0	0.0033	0
27.	1	Highest Quality .....	0	XXX	XXX	0	0.0005	0	0.0016	0	0.0033	0
28.	2	High Quality .....	0	XXX	XXX	0	0.0021	0	0.0064	0	0.0106	0
29.	3	Medium Quality .....	0	XXX	XXX	0	0.0099	0	0.0263	0	0.0376	0
30.	4	Low Quality .....	0	XXX	XXX	0	0.0245	0	0.0572	0	0.0817	0
31.	5	Lower Quality .....	0	XXX	XXX	0	0.0630	0	0.1128	0	0.1880	0
32.	6	In or Near Default .....	0	XXX	XXX	0	0.0000	0	0.2370	0	0.2370	0
33.		Total Derivative Instruments .....	0	XXX	XXX	0	XXX	0	XXX	0	XXX	0
34.		Total (Lines 9 + 17 + 25 + 33) .....	617,126,145	XXX	XXX	617,126,145	XXX	126,042	XXX	424,054	XXX	805,375

**ASSET VALUATION RESERVE (Continued)**  
**BASIC CONTRIBUTION, RESERVE OBJECTIVE AND MAXIMUM RESERVE CALCULATIONS**  
**DEFAULT COMPONENT**

Line Number	NAIC Designation	Description	1 Book/Adjusted Carrying Value	2 Reclassify Related Party Encumbrances	3 Add Third Party Encumbrances	4 Balance for AVR Reserve Calculations (Cols. 1 + 2 + 3)	Basic Contribution		Reserve Objective		Maximum Reserve	
							5 Factor	6 Amount (Cols. 4 x 5)	7 Factor	8 Amount (Cols. 4 x 7)	9 Factor	10 Amount (Cols. 4 x 9)
		<b>MORTGAGE LOANS</b>										
		In Good Standing:										
35.		Farm Mortgages - CM1 - Highest Quality .....	0	0	XXX	0	0.0011	0	0.0057	0	0.0074	0
36.		Farm Mortgages - CM2 - High Quality .....	0	0	XXX	0	0.0040	0	0.0114	0	0.0149	0
37.		Farm Mortgages - CM3 - Medium Quality .....	0	0	XXX	0	0.0069	0	0.0200	0	0.0257	0
38.		Farm Mortgages - CM4 - Low Medium Quality .....	0	0	XXX	0	0.0120	0	0.0343	0	0.0428	0
39.		Farm Mortgages - CM5 - Low Quality .....	0	0	XXX	0	0.0183	0	0.0486	0	0.0628	0
40.		Residential Mortgages - Insured or Guaranteed .....	0	0	XXX	0	0.0003	0	0.0007	0	0.0011	0
41.		Residential Mortgages - All Other .....	0	0	XXX	0	0.0015	0	0.0034	0	0.0046	0
42.		Commercial Mortgages - Insured or Guaranteed .....	0	0	XXX	0	0.0003	0	0.0007	0	0.0011	0
43.		Commercial Mortgages - All Other - CM1 - Highest Quality .....	0	0	XXX	0	0.0011	0	0.0057	0	0.0074	0
44.		Commercial Mortgages - All Other - CM2 - High Quality .....	0	0	XXX	0	0.0040	0	0.0114	0	0.0149	0
45.		Commercial Mortgages - All Other - CM3 - Medium Quality .....	0	0	XXX	0	0.0069	0	0.0200	0	0.0257	0
46.		Commercial Mortgages - All Other - CM4 - Low Medium Quality .....	0	0	XXX	0	0.0120	0	0.0343	0	0.0428	0
47.		Commercial Mortgages - All Other - CM5 - Low Quality .....	0	0	XXX	0	0.0183	0	0.0486	0	0.0628	0
		Overdue, Not in Process:										
48.		Farm Mortgages .....	0	0	XXX	0	0.0480	0	0.0868	0	0.1371	0
49.		Residential Mortgages - Insured or Guaranteed .....	0	0	XXX	0	0.0006	0	0.0014	0	0.0023	0
50.		Residential Mortgages - All Other .....	0	0	XXX	0	0.0029	0	0.0066	0	0.0103	0
51.		Commercial Mortgages - Insured or Guaranteed .....	0	0	XXX	0	0.0006	0	0.0014	0	0.0023	0
52.		Commercial Mortgages - All Other .....	0	0	XXX	0	0.0480	0	0.0868	0	0.1371	0
		In Process of Foreclosure:										
53.		Farm Mortgages .....	0	0	XXX	0	0.0000	0	0.1942	0	0.1942	0
54.		Residential Mortgages - Insured or Guaranteed .....	0	0	XXX	0	0.0000	0	0.0046	0	0.0046	0
55.		Residential Mortgages - All Other .....	0	0	XXX	0	0.0000	0	0.0149	0	0.0149	0
56.		Commercial Mortgages - Insured or Guaranteed .....	0	0	XXX	0	0.0000	0	0.0046	0	0.0046	0
57.		Commercial Mortgages - All Other .....	0	0	XXX	0	0.0000	0	0.1942	0	0.1942	0
58.		Total Schedule B Mortgages (Sum of Lines 35 through 57)	0	0	XXX	0	XXX	0	XXX	0	XXX	0
59.		Schedule DA Mortgages	0	0	XXX	0	0.0034	0	0.0114	0	0.0149	0
60.		Total Mortgage Loans on Real Estate (Lines 58 + 59)	0	0	XXX	0	XXX	0	XXX	0	XXX	0

**ASSET VALUATION RESERVE**  
**BASIC CONTRIBUTION, RESERVE OBJECTIVE AND MAXIMUM RESERVE CALCULATIONS**  
**EQUITY AND OTHER INVESTED ASSET COMPONENT**

Line Number	NAIC Designation	Description					Basic Contribution		Reserve Objective		Maximum Reserve	
			1 Book/Adjusted Carrying Value	2 Reclassify Related Party Encumbrances	3 Add Third Party Encumbrances	4 Balance for AVR Reserve Calculations (Cols. 1 + 2 + 3)	5 Factor	6 Amount (Cols. 4 x 5)	7 Factor	8 Amount (Cols. 4 x 7)	9 Factor	10 Amount (Cols. 4 x 9)
<b>COMMON STOCK</b>												
1.		Unaffiliated - Public .....	0	XXX	XXX	0	0.0000	0	0.2370 (a)	0	0.2370 (a)	0
2.		Unaffiliated - Private .....	0	XXX	XXX	0	0.0000	0	0.1945	0	0.1945	0
3.		Federal Home Loan Bank .....	0	XXX	XXX	0	0.0000	0	0.0061	0	0.0097	0
4.		Affiliated - Life with AVR .....	0	XXX	XXX	0	0.0000	0	0.0000	0	0.0000	0
Affiliated - Investment Subsidiary:												
5.		Fixed Income - Exempt Obligations .....	0	0	0	0	XXX	0	XXX	0	XXX	0
6.		Fixed Income - Highest Quality .....	0	0	0	0	XXX	0	XXX	0	XXX	0
7.		Fixed Income - High Quality .....	0	0	0	0	XXX	0	XXX	0	XXX	0
8.		Fixed Income - Medium Quality .....	0	0	0	0	XXX	0	XXX	0	XXX	0
9.		Fixed Income - Low Quality .....	0	0	0	0	XXX	0	XXX	0	XXX	0
10.		Fixed Income - Lower Quality .....	0	0	0	0	XXX	0	XXX	0	XXX	0
11.		Fixed Income - In/Near Default .....	0	0	0	0	XXX	0	XXX	0	XXX	0
12.		Unaffiliated Common Stock - Public .....	0	0	0	0	0.0000	0	0.2370 (a)	0	0.2370 (a)	0
13.		Unaffiliated Common Stock - Private .....	0	0	0	0	0.0000	0	0.1945	0	0.1945	0
14.		Real Estate .....	0	0	0	0	0.0000 (b)	0	0.0912 (b)	0	0.0912 (b)	0
15.		Affiliated - Certain Other (See SVO Purposes and Procedures Manual) .....	0	XXX	XXX	0	0.0000	0	0.1580	0	0.1580	0
16.		Affiliated - All Other .....	0	XXX	XXX	0	0.0000	0	0.1945	0	0.1945	0
17.		Total Common Stock (Sum of Lines 1 through 16)	0	0	0	0	XXX	0	XXX	0	XXX	0
<b>REAL ESTATE</b>												
18.		Home Office Property (General Account only) .....	0	0	0	0	0.0000	0	0.0912	0	0.0912	0
19.		Investment Properties .....	0	0	0	0	0.0000	0	0.0912	0	0.0912	0
20.		Properties Acquired in Satisfaction of Debt .....	0	0	0	0	0.0000	0	0.1337	0	0.1337	0
21.		Total Real Estate (Sum of Lines 18 through 20)	0	0	0	0	XXX	0	XXX	0	XXX	0
<b>OTHER INVESTED ASSETS</b>												
<b>INVESTMENTS WITH THE UNDERLYING CHARACTERISTICS OF BONDS</b>												
22.		Exempt Obligations .....	0	XXX	XXX	0	0.0000	0	0.0000	0	0.0000	0
23.	1	Highest Quality .....	0	XXX	XXX	0	0.0005	0	0.0016	0	0.0033	0
24.	2	High Quality .....	0	XXX	XXX	0	0.0021	0	0.0064	0	0.0106	0
25.	3	Medium Quality .....	0	XXX	XXX	0	0.0099	0	0.0263	0	0.0376	0
26.	4	Low Quality .....	0	XXX	XXX	0	0.0245	0	0.0572	0	0.0817	0
27.	5	Lower Quality .....	0	XXX	XXX	0	0.0630	0	0.1128	0	0.1880	0
28.	6	In or Near Default .....	0	XXX	XXX	0	0.0000	0	0.2370	0	0.2370	0
29.		Total with Bond Characteristics (Sum of Lines 22 through 28)	0	XXX	XXX	0	XXX	0	XXX	0	XXX	0

**ASSET VALUATION RESERVE (Continued)**  
**BASIC CONTRIBUTION, RESERVE OBJECTIVE AND MAXIMUM RESERVE CALCULATIONS**  
**EQUITY AND OTHER INVESTED ASSET COMPONENT**

Line Number	NAIC Designation	Description	1 Book/Adjusted Carrying Value	2 Reclassify Related Party Encumbrances	3 Add Third Party Encumbrances	4 Balance for AVR Reserve Calculations (Cols. 1 + 2 + 3)	Basic Contribution		Reserve Objective		Maximum Reserve	
							5 Factor	6 Amount (Cols. 4 x 5)	7 Factor	8 Amount (Cols. 4 x 7)	9 Factor	10 Amount (Cols. 4 x 9)
INVESTMENTS WITH THE UNDERLYING CHARACTERISTICS OF PREFERRED STOCKS												
30.	1	Highest Quality .....	0	XXX	XXX	0	0.0005	0	0.0016	0	0.0033	0
31.	2	High Quality .....	0	XXX	XXX	0	0.0021	0	0.0064	0	0.0106	0
32.	3	Medium Quality .....	0	XXX	XXX	0	0.0099	0	0.0263	0	0.0376	0
33.	4	Low Quality .....	0	XXX	XXX	0	0.0245	0	0.0572	0	0.0817	0
34.	5	Lower Quality.....	0	XXX	XXX	0	0.0630	0	0.1128	0	0.1880	0
35.	6	In or Near Default .....	0	XXX	XXX	0	0.0000	0	0.2370	0	0.2370	0
36.		Affiliated Life with AVR .....	0	XXX	XXX	0	0.0000	0	0.0000	0	0.0000	0
37.		Total with Preferred Stock Characteristics (Sum of Lines 30 through 36)	0	XXX	XXX	0	XXX	0	XXX	0	XXX	0
INVESTMENTS WITH THE UNDERLYING CHARACTERISTICS OF MORTGAGE LOANS												
In Good Standing Affiliated:												
38.		Mortgages - CM1 - Highest Quality .....	0	0	XXX	0	0.0011	0	0.0057	0	0.0074	0
39.		Mortgages - CM2 - High Quality .....	0	0	XXX	0	0.0040	0	0.0114	0	0.0149	0
40.		Mortgages - CM3 - Medium Quality .....	0	0	XXX	0	0.0069	0	0.0200	0	0.0257	0
41.		Mortgages - CM4 - Low Medium Quality .....	0	0	XXX	0	0.0120	0	0.0343	0	0.0428	0
42.		Mortgages - CM5 - Low Quality .....	0	0	XXX	0	0.0183	0	0.0486	0	0.0628	0
43.		Residential Mortgages - Insured or Guaranteed .....	0	0	XXX	0	0.0003	0	0.0007	0	0.0011	0
44.		Residential Mortgages - All Other .....	0	XXX	XXX	0	0.0015	0	0.0034	0	0.0046	0
45.		Commercial Mortgages - Insured or Guaranteed .....	0	0	XXX	0	0.0003	0	0.0007	0	0.0011	0
Overdue, Not in Process Affiliated:												
46.		Farm Mortgages .....	0	0	XXX	0	0.0480	0	0.0868	0	0.1371	0
47.		Residential Mortgages - Insured or Guaranteed .....	0	0	XXX	0	0.0006	0	0.0014	0	0.0023	0
48.		Residential Mortgages - All Other .....	0	0	XXX	0	0.0029	0	0.0066	0	0.0103	0
49.		Commercial Mortgages - Insured or Guaranteed .....	0	0	XXX	0	0.0006	0	0.0014	0	0.0023	0
50.		Commercial Mortgages - All Other .....	0	0	XXX	0	0.0480	0	0.0868	0	0.1371	0
In Process of Foreclosure Affiliated:												
51.		Farm Mortgages .....	0	0	XXX	0	0.0000	0	0.1942	0	0.1942	0
52.		Residential Mortgages - Insured or Guaranteed .....	0	0	XXX	0	0.0000	0	0.0046	0	0.0046	0
53.		Residential Mortgages - All Other .....	0	0	XXX	0	0.0000	0	0.0149	0	0.0149	0
54.		Commercial Mortgages - Insured or Guaranteed .....	0	0	XXX	0	0.0000	0	0.0046	0	0.0046	0
55.		Commercial Mortgages - All Other .....	0	0	XXX	0	0.0000	0	0.1942	0	0.1942	0
56.		Total Affiliated (Sum of Lines 38 through 55)	0	0	XXX	0	XXX	0	XXX	0	XXX	0
57.		Unaffiliated - In Good Standing With Covenants .....	0	0	XXX	0	0.0000 (c)	0	0.0000 (c)	0	0.0000 (c)	0
58.		Unaffiliated - In Good Standing Defeased With Government Securities .....	0	0	XXX	0	0.0011	0	0.0057	0	0.0074	0
59.		Unaffiliated - In Good Standing Primarily Senior .....	0	0	XXX	0	0.0040	0	0.0114	0	0.0149	0
60.		Unaffiliated - In Good Standing All Other .....	0	0	XXX	0	0.0069	0	0.0200	0	0.0257	0
61.		Unaffiliated - Overdue, Not in Process .....	0	0	XXX	0	0.0480	0	0.0868	0	0.1371	0
62.		Unaffiliated - In Process of Foreclosure .....	0	0	XXX	0	0.0000	0	0.1942	0	0.1942	0
63.		Total Unaffiliated (Sum of Lines 57 through 62)	0	0	XXX	0	XXX	0	XXX	0	XXX	0
64.		Total with Mortgage Loan Characteristics (Lines 56 + 63)	0	0	XXX	0	XXX	0	XXX	0	XXX	0

**ASSET VALUATION RESERVE (Continued)**  
**BASIC CONTRIBUTION, RESERVE OBJECTIVE AND MAXIMUM RESERVE CALCULATIONS**  
**EQUITY AND OTHER INVESTED ASSET COMPONENT**

Line Number	NAIC Designation	Description	1 Book/Adjusted Carrying Value	2 Reclassify Related Party Encumbrances	3 Add Third Party Encumbrances	4 Balance for AVR Reserve Calculations (Cols. 1 + 2 + 3)	Basic Contribution		Reserve Objective		Maximum Reserve	
							5 Factor	6 Amount (Cols.4 x 5)	7 Factor	8 Amount (Cols. 4 x 7)	9 Factor	10 Amount (Cols. 4 x 9)
INVESTMENTS WITH THE UNDERLYING CHARACTERISTICS OF COMMON STOCK												
65.		Unaffiliated Public .....	0	XXX	XXX	0	0.0000	0	0.2370 (a)	0	0.2370 (a)	0
66.		Unaffiliated Private .....	0	XXX	XXX	0	0.0000	0	0.1945	0	0.1945	0
67.		Affiliated Life with AVR .....	0	XXX	XXX	0	0.0000	0	0.0000	0	0.0000	0
68.		Affiliated Certain Other (See SVO Purposes & Procedures Manual) .....	0	XXX	XXX	0	0.0000	0	0.1580	0	0.1580	0
69.		Affiliated Other - All Other .....	0	XXX	XXX	0	0.0000	0	0.1945	0	0.1945	0
70.		Total with Common Stock Characteristics (Sum of Lines 65 through 69)	0	XXX	XXX	0	XXX	0	XXX	0	XXX	0
INVESTMENTS WITH THE UNDERLYING CHARACTERISTICS OF REAL ESTATE												
71.		Home Office Property (General Account only) .....	0	0	0	0	0.0000	0	0.0912	0	0.0912	0
72.		Investment Properties .....	0	0	0	0	0.0000	0	0.0912	0	0.0912	0
73.		Properties Acquired in Satisfaction of Debt .....	0	0	0	0	0.0000	0	0.1337	0	0.1337	0
74.		Total with Real Estate Characteristics (Sum of Lines 71 through 73)	0	0	0	0	XXX	0	XXX	0	XXX	0
LOW INCOME HOUSING TAX CREDIT INVESTMENTS												
75.		Guaranteed Federal Low Income Housing Tax Credit .....	0	0	0	0	0.0003	0	0.0006	0	0.0010	0
76.		Non-guaranteed Federal Low Income Housing Tax Credit .....	0	0	0	0	0.0063	0	0.0120	0	0.0190	0
77.		Guaranteed State Low Income Housing Tax Credit .....	0	0	0	0	0.0003	0	0.0006	0	0.0010	0
78.		Non-guaranteed State Low Income Housing Tax Credit .....	0	0	0	0	0.0063	0	0.0120	0	0.0190	0
79.		All Other Low Income Housing Tax Credit .....	0	0	0	0	0.0273	0	0.0600	0	0.0975	0
80.		Total LIHTC (Sum of Lines 75 through 79)	0	0	0	0	XXX	0	XXX	0	XXX	0
RESIDUAL TRanches OR INTERESTS												
81.		Fixed Income Instruments - Unaffiliated .....	0	XXX	XXX	0	0.0000	0	0.1580	0	0.1580	0
82.		Fixed Income Instruments - Affiliated .....	0	XXX	XXX	0	0.0000	0	0.1580	0	0.1580	0
83.		Common Stock - Unaffiliated .....	0	XXX	XXX	0	0.0000	0	0.1580	0	0.1580	0
84.		Common Stock - Affiliated .....	0	XXX	XXX	0	0.0000	0	0.1580	0	0.1580	0
85.		Preferred Stock - Unaffiliated .....	0	XXX	XXX	0	0.0000	0	0.1580	0	0.1580	0
86.		Preferred Stock - Affiliated .....	0	XXX	XXX	0	0.0000	0	0.1580	0	0.1580	0
87.		Real Estate - Unaffiliated .....	0	0	0	0	0.0000	0	0.1580	0	0.1580	0
88.		Real Estate - Affiliated .....	0	0	0	0	0.0000	0	0.1580	0	0.1580	0
89.		Mortgage Loans - Unaffiliated .....	0	XXX	XXX	0	0.0000	0	0.1580	0	0.1580	0
90.		Mortgage Loans - Affiliated .....	0	XXX	XXX	0	0.0000	0	0.1580	0	0.1580	0
91.		Other - Unaffiliated .....	0	XXX	XXX	0	0.0000	0	0.1580	0	0.1580	0
92.		Other - Affiliated .....	0	XXX	XXX	0	0.0000	0	0.1580	0	0.1580	0
93.		Total Residual Tranches or Interests (Sum of Lines 81 through 92)	0	0	0	0	XXX	0	XXX	0	XXX	0
ALL OTHER INVESTMENTS												
94.		NAIC 1 Working Capital Finance Investments .....	0	XXX	0	0	0.0000	0	0.0042	0	0.0042	0
95.		NAIC 2 Working Capital Finance Investments .....	0	XXX	0	0	0.0000	0	0.0137	0	0.0137	0
96.		Other Invested Assets - Schedule BA .....	0	XXX	0	0	0.0000	0	0.1580	0	0.1580	0
97.		Other Short-Term Invested Assets - Schedule DA .....	0	XXX	0	0	0.0000	0	0.1580	0	0.1580	0
98.		Total All Other (Sum of Lines 94, 95, 96 and 97) .....	0	XXX	0	0	XXX	0	XXX	0	XXX	0
99.		Total Other Invested Assets - Schedules BA & DA (Sum of Lines 29, 37, 64, 70, 74, 80, 93 and 98)	0	0	0	0	XXX	0	XXX	0	XXX	0

(a) Times the company's weighted average portfolio beta (Minimum .1215, Maximum .2431).

(b) Determined using the same factors and breakdowns used for directly owned real estate.

(c) This will be the factor associated with the risk category determined in the company generated worksheet.



Asset Valuation Reserve - Replications (Synthetic) Assets

**N O N E**

Schedule F - Claims

**N O N E**

Schedule H - Part 1 - Analysis of Underwriting Operations

**N O N E**

Schedule H - Part 2 - Reserves and Liabilities

**N O N E**

Schedule H - Part 3 - Test of Prior Year's Claim Reserves and Liabilities

**N O N E**

Schedule H - Part 4 - Reinsurance

**N O N E**

Schedule H - Part 5 - Health Claims

**N O N E**

ANNUAL STATEMENT FOR THE YEAR 2024 OF THE TLIC Watertree Reinsurance Inc.

**SCHEDULE S - PART 1 - SECTION 1**

Reinsurance Assumed Life Insurance, Annuities, Deposit Funds and Other Liabilities Without Life or Disability Contingencies, and Related Benefits Listed by Reinsured Company as of December 31, Current Year

1 NAIC Company Code	2 ID Number	3 Effective Date	4 Name of Reinsured	5 Domiciliary Jurisdiction	6 Type of Reinsurance Assumed	7 Type of Business Assumed	8 Amount of In Force at End of Year	9 Reserve	10 Premiums	11 Reinsurance Payable on Paid and Unpaid Losses	12 Modified Coinsurance Reserve	13 Funds Withheld Under Coinsurance
86231	39-0989781	09/30/2016	TRANSAMERICA LIFE INS CO	1A	COFW/I	XXXL	63,015,673,594	1,815,125,560	162,627,056	28,712,168	0	483,050,816
0299999. General Account - U.S. Affiliates - Other							63,015,673,594	1,815,125,560	162,627,056	28,712,168	0	483,050,816
0399999. Total General Account - U.S. Affiliates							63,015,673,594	1,815,125,560	162,627,056	28,712,168	0	483,050,816
0699999. Total General Account - Non-U.S. Affiliates							0	0	0	0	0	0
0799999. Total General Account - Affiliates							63,015,673,594	1,815,125,560	162,627,056	28,712,168	0	483,050,816
1099999. Total General Account - Non-Affiliates							0	0	0	0	0	0
1199999. Total General Account							63,015,673,594	1,815,125,560	162,627,056	28,712,168	0	483,050,816
1499999. Total Separate Accounts - U.S. Affiliates							0	0	0	0	0	0
1799999. Total Separate Accounts - Non-U.S. Affiliates							0	0	0	0	0	0
1899999. Total Separate Accounts - Affiliates							0	0	0	0	0	0
2199999. Total Separate Accounts - Non-Affiliates							0	0	0	0	0	0
2299999. Total Separate Accounts							0	0	0	0	0	0
2399999. Total U.S. (Sum of 0399999, 0899999, 1499999 and 1999999)							63,015,673,594	1,815,125,560	162,627,056	28,712,168	0	483,050,816
2499999. Total Non-U.S. (Sum of 0699999, 0999999, 1799999 and 2099999)							0	0	0	0	0	0
9999999 - Totals							63,015,673,594	1,815,125,560	162,627,056	28,712,168	0	483,050,816

Schedule S - Part 1 - Section 2

**N O N E**

Schedule S - Part 2

**N O N E**

ANNUAL STATEMENT FOR THE YEAR 2024 OF THE TLIC Watertree Reinsurance Inc.

**SCHEDULE S - PART 3 - SECTION 1**

Reinsurance Ceded Life Insurance, Annuities, Deposit Funds and Other Liabilities Without Life or Disability Contingencies, and Related Benefits Listed by Reinsuring Company as of December 31, Current Year

1 NAIC Company Code	2 ID Number	3 Effective Date	4 Name of Company	5 Domi- ciliary Juris- diction	6 Type of Reinsurance Ceded	7 Type of Business Ceded	8 Amount in Force at End of Year	Reserve Credit Taken		11 Premiums	Outstanding Surplus Relief		14 Modified Coinsurance Reserve	15 Funds Withheld Under Coinsurance
								9 Current Year	10 Prior Year		12 Current Year	13 Prior Year		
15633	47-1703149	01/01/2017	IRONWOOD RE CORP	HI	CO/1	OL	0	0	0	8,909,641	0	0	0	0
0199999			General Account - Authorized U.S. Affiliates - Captive				0	0	0	8,909,641	0	0	0	0
0399999			Total General Account - Authorized U.S. Affiliates				0	0	0	8,909,641	0	0	0	0
0699999			Total General Account - Authorized Non-U.S. Affiliates				0	0	0	0	0	0	0	0
0799999			Total General Account - Authorized Affiliates				0	0	0	8,909,641	0	0	0	0
1099999			Total General Account - Authorized Non-Affiliates				0	0	0	0	0	0	0	0
1199999			Total General Account Authorized				0	0	0	8,909,641	0	0	0	0
1499999			Total General Account - Unauthorized U.S. Affiliates				0	0	0	0	0	0	0	0
1799999			Total General Account - Unauthorized Non-U.S. Affiliates				0	0	0	0	0	0	0	0
1899999			Total General Account - Unauthorized Affiliates				0	0	0	0	0	0	0	0
2199999			Total General Account - Unauthorized Non-Affiliates				0	0	0	0	0	0	0	0
2299999			Total General Account Unauthorized				0	0	0	0	0	0	0	0
2599999			Total General Account - Certified U.S. Affiliates				0	0	0	0	0	0	0	0
2899999			Total General Account - Certified Non-U.S. Affiliates				0	0	0	0	0	0	0	0
2999999			Total General Account - Certified Affiliates				0	0	0	0	0	0	0	0
3299999			Total General Account - Certified Non-Affiliates				0	0	0	0	0	0	0	0
3399999			Total General Account Certified				0	0	0	0	0	0	0	0
3699999			Total General Account - Reciprocal Jurisdiction U.S. Affiliates				0	0	0	0	0	0	0	0
3999999			Total General Account - Reciprocal Jurisdiction Non-U.S. Affiliates				0	0	0	0	0	0	0	0
4099999			Total General Account - Reciprocal Jurisdiction Affiliates				0	0	0	0	0	0	0	0
4399999			Total General Account - Reciprocal Jurisdiction Non-Affiliates				0	0	0	0	0	0	0	0
4499999			Total General Account Reciprocal Jurisdiction				0	0	0	0	0	0	0	0
4599999			Total General Account Authorized, Unauthorized, Reciprocal Jurisdiction and Certified				0	0	0	8,909,641	0	0	0	0
4899999			Total Separate Accounts - Authorized U.S. Affiliates				0	0	0	0	0	0	0	0
5199999			Total Separate Accounts - Authorized Non-U.S. Affiliates				0	0	0	0	0	0	0	0
5299999			Total Separate Accounts - Authorized Affiliates				0	0	0	0	0	0	0	0
5599999			Total Separate Accounts - Authorized Non-Affiliates				0	0	0	0	0	0	0	0
5699999			Total Separate Accounts Authorized				0	0	0	0	0	0	0	0
5999999			Total Separate Accounts - Unauthorized U.S. Affiliates				0	0	0	0	0	0	0	0
6299999			Total Separate Accounts - Unauthorized Non-U.S. Affiliates				0	0	0	0	0	0	0	0
6399999			Total Separate Accounts - Unauthorized Affiliates				0	0	0	0	0	0	0	0
6699999			Total Separate Accounts - Unauthorized Non-Affiliates				0	0	0	0	0	0	0	0
6799999			Total Separate Accounts Unauthorized				0	0	0	0	0	0	0	0
7099999			Total Separate Accounts - Certified U.S. Affiliates				0	0	0	0	0	0	0	0
7399999			Total Separate Accounts - Certified Non-U.S. Affiliates				0	0	0	0	0	0	0	0
7499999			Total Separate Accounts - Certified Affiliates				0	0	0	0	0	0	0	0
7799999			Total Separate Accounts - Certified Non-Affiliates				0	0	0	0	0	0	0	0
7899999			Total Separate Accounts Certified				0	0	0	0	0	0	0	0
8199999			Total Separate Accounts - Reciprocal Jurisdiction U.S. Affiliates				0	0	0	0	0	0	0	0
8499999			Total Separate Accounts - Reciprocal Jurisdiction Non-U.S. Affiliates				0	0	0	0	0	0	0	0
8599999			Total Separate Accounts - Reciprocal Jurisdiction Affiliates				0	0	0	0	0	0	0	0
8899999			Total Separate Accounts - Reciprocal Jurisdiction Non-Affiliates				0	0	0	0	0	0	0	0
8999999			Total Separate Accounts Reciprocal Jurisdiction				0	0	0	0	0	0	0	0
9099999			Total Separate Accounts Authorized, Unauthorized, Reciprocal Jurisdiction and Certified				0	0	0	0	0	0	0	0
9199999			Total U.S. (Sum of 0399999, 0899999, 1499999, 1999999, 2599999, 3099999, 3699999, 4199999, 4899999, 5399999, 5999999, 6499999, 7099999, 7599999, 8199999 and 8699999)				0	0	0	8,909,641	0	0	0	0
9299999			Total Non-U.S. (Sum of 0699999, 0999999, 1799999, 2099999, 2899999, 3199999, 3999999, 4299999, 5199999, 5499999, 6299999, 6599999, 7399999, 7699999, 8499999 and 8799999)				0	0	0	0	0	0	0	0
9999999			Totals				0	0	0	8,909,641	0	0	0	0

Schedule S - Part 3 - Section 2

**NONE**

Schedule S - Part 4

**NONE**

Schedule S - Part 4 - Bank Footnote

**NONE**

Schedule S - Part 5

**NONE**

Schedule S - Part 5 - Bank Footnote

**NONE**

**SCHEDULE S - PART 6**

Five Year Exhibit of Reinsurance Ceded Business  
(\$000 Omitted)

	1 2024	2 2023	3 2022	4 2021	5 2020
<b>A. OPERATIONS ITEMS</b>					
1. Premiums and annuity considerations for life and accident and health contracts .....	8,910	9,284	9,652	10,059	10,484
2. Commissions and reinsurance expense allowances .....	0	0	0	0	0
3. Contract claims .....	10,027	8,572	10,984	9,642	12,417
4. Surrender benefits and withdrawals for life contracts .....	0	0	0	0	0
5. Dividends to policyholders and refunds to members .....	0	0	0	0	0
6. Reserve adjustments on reinsurance ceded .....	0	0	0	0	0
7. Increase in aggregate reserve for life and accident and health contracts .....	0	0	0	0	0
<b>B. BALANCE SHEET ITEMS</b>					
8. Premiums and annuity considerations for life and accident and health contracts deferred and uncollected .....	0	0	0	0	0
9. Aggregate reserves for life and accident and health contracts .....	0	0	0	0	0
10. Liability for deposit-type contracts .....	0	0	0	0	0
11. Contract claims unpaid .....	0	0	0	0	0
12. Amounts recoverable on reinsurance .....	0	0	0	0	0
13. Experience rating refunds due or unpaid .....	0	0	0	0	0
14. Policyholders' dividends and refunds to members (not included in Line 10) .....	0	0	0	0	0
15. Commissions and reinsurance expense allowances due .....	0	0	0	0	0
16. Unauthorized reinsurance offset .....	0	0	0	0	0
17. Offset for reinsurance with Certified Reinsurers .....	0	0	0	0	0
<b>C. UNAUTHORIZED REINSURANCE (DEPOSITS BY AND FUNDS WITHHELD FROM)</b>					
18. Funds deposited by and withheld from (F) .....	0	0	0	0	0
19. Letters of credit (L) .....	0	0	0	0	0
20. Trust agreements (T) .....	0	0	0	0	0
21. Other (O) .....	0	0	0	0	0
<b>D. REINSURANCE WITH CERTIFIED REINSURERS (DEPOSITS BY AND FUNDS WITHHELD FROM)</b>					
22. Multiple Beneficiary Trust .....	0	0	0	0	0
23. Funds deposited by and withheld from (F) .....	0	0	0	0	0
24. Letters of credit (L) .....	0	0	0	0	0
25. Trust agreements (T) .....	0	0	0	0	0
26. Other (O) .....	0	0	0	0	0

**SCHEDULE S - PART 7**

Restatement of Balance Sheet to Identify Net Credit for Ceded Reinsurance

	1 As Reported (net of ceded)	2 Restatement Adjustments	3 Restated (gross of ceded)
<b>ASSETS (Page 2, Col. 3)</b>			
1. Cash and invested assets (Line 12) .....	638,947,920	0	638,947,920
2. Reinsurance (Line 16) .....	505,922,033	(1,012,468)	504,909,565
3. Premiums and considerations (Line 15) .....	2,580,866	0	2,580,866
4. Net credit for ceded reinsurance .....	XXX	1,012,468	1,012,468
5. All other admitted assets (balance) .....	1,364,111,404	0	1,364,111,404
6. Total assets excluding Separate Accounts (Line 26) .....	2,511,562,223	0	2,511,562,223
7. Separate Account assets (Line 27) .....	0	0	0
8. Total assets (Line 28)	2,511,562,223	0	2,511,562,223
<b>LIABILITIES, CAPITAL AND SURPLUS (Page 3)</b>			
9. Contract reserves (Lines 1 and 2) .....	1,815,125,560	0	1,815,125,560
10. Liability for deposit-type contracts (Line 3) .....	0	0	0
11. Claim reserves (Line 4) .....	28,712,168	0	28,712,168
12. Policyholder dividends/member refunds/reserves (Lines 5 through 7) .....	0	0	0
13. Premium & annuity considerations received in advance (Line 8) .....	850,037	0	850,037
14. Other contract liabilities (Line 9) .....	696,690	0	696,690
15. Reinsurance in unauthorized companies (Line 24.02 minus inset amount) .....	0	0	0
16. Funds held under reinsurance treaties with unauthorized reinsurers (Line 24.03 minus inset amount) .....	0	0	0
17. Reinsurance with Certified Reinsurers (Line 24.02 inset amount) .....	0	0	0
18. Funds held under reinsurance treaties with Certified Reinsurers (Line 24.03 inset amount) .....	0	0	0
19. All other liabilities (balance) .....	1,661,785	0	1,661,785
20. Total liabilities excluding Separate Accounts (Line 26) .....	1,847,046,240	0	1,847,046,240
21. Separate Account liabilities (Line 27) .....	0	0	0
22. Total liabilities (Line 28) .....	1,847,046,240	0	1,847,046,240
23. Capital & surplus (Line 38) .....	664,515,983	XXX	664,515,983
24. Total liabilities, capital & surplus (Line 39)	2,511,562,223	0	2,511,562,223
<b>NET CREDIT FOR CEDED REINSURANCE</b>			
25. Contract reserves .....	0		
26. Claim reserves .....	0		
27. Policyholder dividends/reserves .....	0		
28. Premium & annuity considerations received in advance .....	0		
29. Liability for deposit-type contracts .....	0		
30. Other contract liabilities .....	0		
31. Reinsurance ceded assets .....	1,012,468		
32. Other ceded reinsurance recoverables .....	0		
33. Total ceded reinsurance recoverables .....	1,012,468		
34. Premiums and considerations .....	0		
35. Reinsurance in unauthorized companies .....	0		
36. Funds held under reinsurance treaties with unauthorized reinsurers .....	0		
37. Reinsurance with Certified Reinsurers .....	0		
38. Funds held under reinsurance treaties with Certified Reinsurers .....	0		
39. Other ceded reinsurance payables/offsets .....	0		
40. Total ceded reinsurance payable/offsets .....	0		
41. Total net credit for ceded reinsurance	1,012,468		

**ANNUAL STATEMENT FOR THE YEAR 2024 OF THE TLIC Watertree Reinsurance Inc.**  
**SCHEDULE T - PREMIUMS AND ANNUITY CONSIDERATIONS (b)**

Allocated by States and Territories

States, Etc.	1	Life Contracts		Direct Business Only			7
		2	3	4	5	6	
	Active Status (a)	Life Insurance Premiums	Annuity Considerations	Accident and Health Insurance Premiums, Including Policy, Membership and Other Fees	Other Considerations	Total Columns 2 through 5 (b)	Deposit-Type Contracts
1. Alabama	AL	N	0	0	0	0	0
2. Alaska	AK	N	0	0	0	0	0
3. Arizona	AZ	N	0	0	0	0	0
4. Arkansas	AR	N	0	0	0	0	0
5. California	CA	N	0	0	0	0	0
6. Colorado	CO	N	0	0	0	0	0
7. Connecticut	CT	N	0	0	0	0	0
8. Delaware	DE	N	0	0	0	0	0
9. District of Columbia	DC	N	0	0	0	0	0
10. Florida	FL	N	0	0	0	0	0
11. Georgia	GA	N	0	0	0	0	0
12. Hawaii	HI	N	0	0	0	0	0
13. Idaho	ID	N	0	0	0	0	0
14. Illinois	IL	N	0	0	0	0	0
15. Indiana	IN	N	0	0	0	0	0
16. Iowa	IA	L	0	0	0	0	0
17. Kansas	KS	N	0	0	0	0	0
18. Kentucky	KY	N	0	0	0	0	0
19. Louisiana	LA	N	0	0	0	0	0
20. Maine	ME	N	0	0	0	0	0
21. Maryland	MD	N	0	0	0	0	0
22. Massachusetts	MA	N	0	0	0	0	0
23. Michigan	MI	N	0	0	0	0	0
24. Minnesota	MN	N	0	0	0	0	0
25. Mississippi	MS	N	0	0	0	0	0
26. Missouri	MO	N	0	0	0	0	0
27. Montana	MT	N	0	0	0	0	0
28. Nebraska	NE	N	0	0	0	0	0
29. Nevada	NV	N	0	0	0	0	0
30. New Hampshire	NH	N	0	0	0	0	0
31. New Jersey	NJ	N	0	0	0	0	0
32. New Mexico	NM	N	0	0	0	0	0
33. New York	NY	N	0	0	0	0	0
34. North Carolina	NC	N	0	0	0	0	0
35. North Dakota	ND	N	0	0	0	0	0
36. Ohio	OH	N	0	0	0	0	0
37. Oklahoma	OK	N	0	0	0	0	0
38. Oregon	OR	N	0	0	0	0	0
39. Pennsylvania	PA	N	0	0	0	0	0
40. Rhode Island	RI	N	0	0	0	0	0
41. South Carolina	SC	N	0	0	0	0	0
42. South Dakota	SD	N	0	0	0	0	0
43. Tennessee	TN	N	0	0	0	0	0
44. Texas	TX	N	0	0	0	0	0
45. Utah	UT	N	0	0	0	0	0
46. Vermont	VT	N	0	0	0	0	0
47. Virginia	VA	N	0	0	0	0	0
48. Washington	WA	N	0	0	0	0	0
49. West Virginia	WV	N	0	0	0	0	0
50. Wisconsin	WI	N	0	0	0	0	0
51. Wyoming	WY	N	0	0	0	0	0
52. American Samoa	AS	N	0	0	0	0	0
53. Guam	GU	N	0	0	0	0	0
54. Puerto Rico	PR	N	0	0	0	0	0
55. U.S. Virgin Islands	VI	N	0	0	0	0	0
56. Northern Mariana Islands	MP	N	0	0	0	0	0
57. Canada	CAN	N	0	0	0	0	0
58. Aggregate Other Alien	OT	XXX	0	0	0	0	0
59. Subtotal	XXX	0	0	0	0	0	0
90. Reporting entity contributions for employee benefits plans	XXX	0	0	0	0	0	0
91. Dividends or refunds applied to purchase paid-up additions and annuities	XXX	0	0	0	0	0	0
92. Dividends or refunds applied to shorten endowment or premium paying period	XXX	0	0	0	0	0	0
93. Premium or annuity considerations waived under disability or other contract provisions	XXX	0	0	0	0	0	0
94. Aggregate or other amounts not allocable by State	XXX	0	0	0	0	0	0
95. Totals (Direct Business)	XXX	0	0	0	0	0	0
96. Plus reinsurance assumed	XXX	162,509,817	0	0	0	162,509,817	0
97. Totals (All Business)	XXX	162,509,817	0	0	0	162,509,817	0
98. Less reinsurance ceded	XXX	8,909,641	0	0	0	8,909,641	0
99. Totals (All Business) less Reinsurance Ceded	XXX	153,600,176	0	(c)	0	153,600,176	0
<b>DETAILS OF WRITE-INS</b>							
58001.	XXX						
58002.	XXX						
58003.	XXX						
58998. Summary of remaining write-ins for Line 58 from overflow page	XXX	0	0	0	0	0	0
58999. Totals (Lines 58001 through 58003 plus 58998)(Line 58 above)	XXX	0	0	0	0	0	0
9401.	XXX						
9402.	XXX						
9403.	XXX						
9498. Summary of remaining write-ins for Line 94 from overflow page	XXX	0	0	0	0	0	0
9499. Totals (Lines 9401 through 9403 plus 9498)(Line 94 above)	XXX	0	0	0	0	0	0

(a) Active Status Counts:

- |  |   |  |    |
|--|---|--|----|
| 1. L - Licensed or Chartered - Licensed insurance carrier or domiciled RRG.....                    | 1 | 4. Q - Qualified - Qualified or accredited reinsurer.....                  | 0  |
| 2. R - Registered - Non-domiciled RRGs.....  | 0 | 5. N - None of the above - Not allowed to write business in the state..... | 56 |
| 3. E - Eligible - Reporting entities eligible or approved to write surplus lines in the state..... | 0 |  |    |

(b) Explanation of basis of allocation by states, etc., of premiums and annuity considerations

N/A - entity does not write business in multiple states

(c) Column 4 should balance with Exhibit 1, Lines 6.4, 10.4 and 16.4, Col. 6, or with Schedule H, Part 1, Line 1, indicate which: Exhibit 1, Lines 6.4, 10.4, and 16.4, Col. 6.....



**SCHEDULE T - PART 2  
INTERSTATE COMPACT - EXHIBIT OF PREMIUMS WRITTEN**

Allocated by States and Territories

States, Etc.	Direct Business Only					Totals
	1 Life (Group and Individual)	2 Annuities (Group and Individual)	3 Disability Income (Group and Individual)	4 Long-Term Care (Group and Individual)	5 Deposit-Type Contracts	
1. Alabama ..... AL						
2. Alaska ..... AK						
3. Arizona ..... AZ						
4. Arkansas ..... AR						
5. California ..... CA						
6. Colorado ..... CO						
7. Connecticut ..... CT						
8. Delaware ..... DE						
9. District of Columbia ..... DC						
10. Florida ..... FL						
11. Georgia ..... GA						
12. Hawaii ..... HI						
13. Idaho ..... ID						
14. Illinois ..... IL						
15. Indiana ..... IN						
16. Iowa ..... IA						
17. Kansas ..... KS						
18. Kentucky ..... KY						
19. Louisiana ..... LA						
20. Maine ..... ME						
21. Maryland ..... MD						
22. Massachusetts ..... MA						
23. Michigan ..... MI						
24. Minnesota ..... MN						
25. Mississippi ..... MS						
26. Missouri ..... MO						
27. Montana ..... MT						
28. Nebraska ..... NE						
29. Nevada ..... NV						
30. New Hampshire ..... NH						
31. New Jersey ..... NJ						
32. New Mexico ..... NM						
33. New York ..... NY						
34. North Carolina ..... NC						
35. North Dakota ..... ND						
36. Ohio ..... OH						
37. Oklahoma ..... OK						
38. Oregon ..... OR						
39. Pennsylvania ..... PA						
40. Rhode Island ..... RI						
41. South Carolina ..... SC						
42. South Dakota ..... SD						
43. Tennessee ..... TN						
44. Texas ..... TX						
45. Utah ..... UT						
46. Vermont ..... VT						
47. Virginia ..... VA						
48. Washington ..... WA						
49. West Virginia ..... WV						
50. Wisconsin ..... WI						
51. Wyoming ..... WY						
52. American Samoa ..... AS						
53. Guam ..... GU						
54. Puerto Rico ..... PR						
55. U.S. Virgin Islands ..... VI						
56. Northern Mariana Islands ..... MP						
57. Canada ..... CAN						
58. Aggregate Other Alien ..... OT						
59. Total						

**NONE**

**SCHEDULE Y - INFORMATION CONCERNING ACTIVITIES OF INSURER MEMBERS OF A HOLDING COMPANY GROUP**  
**PART 1 - ORGANIZATIONAL CHART**

NAME	FEDERAL ID NUMBER	NAIC CO. CODE	DOMICILE	Note
VERENIGING AEGON, NETHERLANDS MEMBERSHIP ASSOCIATION				
AEGON LTD.	Foreign		NLD	1
- AEGON DERIVATIVES N.V.	Foreign		NLD	
- AEGON DIGITAL INVESTMENTS HOLDING B.V.	Foreign		NLD	
- AEGON EUROPE HOLDING B.V.	Foreign		NLD	
- AEGON INTERNATIONAL B.V.	Foreign		NLD	
└─ TRANSAMERICA CORPORATION	42-1484983		DE	
└─ AEGON FUNDING COMPANY LLC	42-1489646		DE	
└─ AEGON MANAGEMENT COMPANY	35-1113520		IN	
└─ RIVER RIDGE INSURANCE COMPANY	20-0877184		VT	
└─ AUSA HOLDING, LLC	52-1549874		MD	
└─ ADMINISTRATIVE GROUP, LLC.			IA	
└─ TRANSAMERICA ASSET HOLDING, LLC	39-1884868		DE	
└─ WORLD FINANCIAL GROUP, INC.	42-1518386		DE	
└─ WFG PROPERTIES HOLDINGS, LLC	20-2133638		GA	
└─ AEGON DIRECT MARKETING SERVICES INTERNATIONAL, LLC	52-1291367		MD	
└─ AEGON USA ASSET MANAGEMENT HOLDING, LLC			IA	
└─ AEGON USA INVESTMENT MANAGEMENT, LLC			IA	
└─ AEGON AM FUNDS, LLC	82-1985561		DE	2
└─ AEGON AM PRIVATE EQUITY PARTNERS I, LLC			DE	
└─ AEGON AM PRIVATE EQUITY PARTNERS II, LLC			DE	
└─ AEGON USA REALTY ADVISORS, LLC	42-1205796		IA	
└─ AEGON ENERGY MANAGEMENT, LLC	83-3155501		DE	
└─ AEGON OZF INVESTMENTS 1, LLC			DE	
└─ AEGON USA REAL ESTATE SERVICES, INC.	61-1098396		DE	
└─ AEGON USA REALTY ADVISORS OF CALIFORNIA, INC.	20-5023693		IA	
└─ AHDF MANAGER I, LLC			DE	
└─ AMFETF MANAGER, LLC			DE	
└─ AUSA PROPERTIES, INC.	27-1275705		IA	
└─ AWHF2 GENERAL PARTNER, LLC			DE	
└─ AWHF3 GENERAL PARTNER, LLC			DE	
└─ AWHJV4 MANAGER, LLC			DE	
└─ AWHSA MANAGER 1, LLC			DE	
└─ EQUITABLE AGRIFINANCE, LLC	32-0342677		DE	3
└─ NOMAGON TITLE GRANDPARENT, LLC			DE	
└─ NOMAGON TITLE PARENT, LLC			DE	
└─ PEARL HOLDINGS, INC. I	20-1063558		DE	
└─ PEARL HOLDINGS, INC. II	20-1063571		DE	
└─ CREDITOR RESOURCES, INC.	42-1079584		MI	
└─ CRI SOLUTIONS, INC.	52-1363611		MD	
└─ MONEY SERVICES, INC.	42-1079580		DE	
└─ TRANSAMERICA TRAVEL AND CONFERENCE SERVICES, LLC			IA	
└─ MONUMENTAL GENERAL ADMINISTRATORS, INC.	52-1243288		MD	
└─ TRANSAMERICA RESOURCES, INC.	52-1525601		MD	
└─ TABR REALTY SERVICES, LLC			DE	
└─ TRANSAMERICA AFFORDABLE HOUSING, INC.	94-3252196		CA	
└─ TRANSAMERICA AGENCY NETWORK, INC.	61-1513662		IA	
└─ TRANSAMERICA CAPITAL, LLC	95-3141953		IA	
└─ TRANSAMERICA FINANCIAL ADVISORS, LLC	59-2476008		DE	
└─ TRANSAMERICA FUND SERVICES, INC.	59-3403587		FL	4
└─ TRANSAMERICA RETIREMENT SOLUTIONS, LLC	13-3689044		DE	
└─ TRANSAMERICA HEALTH SAVINGS SOLUTIONS, LLC	42-1484983		DE	
└─ TRANSAMERICA INVESTORS SECURITIES, LLC	13-3696753		DE	
└─ TRANSAMERICA RETIREMENT ADVISORS, LLC	45-2892702		DE	
└─ TRANSAMERICA RETIREMENT INSURANCE AGENCY, LLC	46-2720367		DE	
└─ TRANSAMERICA TRUST COMPANY	42-0947998		IA	
└─ TRANSAMERICA VENTURES FUND II, LLC			DE	
└─ ULI FUNDING, LLC			IA	
└─ WORLD FINANCIAL GROUP INSURANCE AGENCY, LLC	95-3809372		IA	
└─ WFG INSURANCE AGENCY OF PUERTO RICO, INC.	Foreign		PR	
└─ WORLD FINANCIAL GROUP INSURANCE AGENCY OF HAWAII, INC.	99-0277127		HI	
└─ WORLD FINANCIAL GROUP INSURANCE AGENCY OF MASSACHUSETTS, INC.	04-3182849		MA	
└─ WORLD FINANCIAL GROUP INSURANCE AGENCY OF WYOMING, INC.	42-1519076		WY	
└─ ZAHORIK COMPANY, INC.	95-2775959		CA	
└─ COMMONWEALTH GENERAL CORPORATION	51-0108922		DE	
└─ AEGON GLOBAL SERVICES, LLC.	81-4266921		IA	
└─ AEGON INSTITUTIONAL MARKETS, INC.	61-1085329		DE	
└─ FINANCIAL PLANNING SERVICES, INC.	23-2130174		DC	
└─ GARNET ASSURANCE CORPORATION II	14-1893533		IA	
└─ IRONWOOD RE CORP.	47-1703149	15633	HI	
└─ STONEBRIDGE BENEFIT SERVICES, INC.	75-2548428		DE	
└─ TRANSAMERICA LIFE INSURANCE COMPANY	39-0989781	86231	IA	5
└─ AEGON DIRECT MARKETING SERVICES, INC.	42-1470697		MD	
└─ TRANSAMERICA INTERNATIONAL DIRECT MARKETING CONSULTANTS, LLC	42-1470697		MD	6
└─ AEGON FINANCIAL SERVICES GROUP, INC.	41-1479568		MN	
└─ AEGON MANAGED ENHANCED CASH, LLC	30-0445264		DE	
└─ APOP III, LLC			DE	7
└─ CUPPLES STATE LIHTC INVESTORS, LLC	20-4498171		DE	8
└─ LIICA RE II, INC.	20-5927773	12864	VT	
└─ LIFE INVESTORS ALLIANCE LLC	42-1483973		DE	
└─ NATURAL RESOURCES ALTERNATIVES PORTFOLIO I, LLC	82-2456359		DE	9
└─ NATURAL RESOURCES ALTERNATIVES PORTFOLIO II, LLC			DE	10
└─ NATURAL RESOURCES ALTERNATIVES PORTFOLIO 3, LLC	84-3516408		DE	11
└─ PEOPLES BENEFIT SERVICES, LLC	23-1705984		PA	
└─ REAL ESTATE ALTERNATIVES PORTFOLIO 2, LLC	02-0685017		DE	12
└─ REAL ESTATE ALTERNATIVES PORTFOLIO 3, LLC	20-1378364		DE	13
└─ REAL ESTATE ALTERNATIVES PORTFOLIO 3A, INC	20-1627078		DE	14
└─ REAL ESTATE ALTERNATIVES PORTFOLIO 4 HR, LLC	20-3878375		DE	15
└─ REAL ESTATE ALTERNATIVES PORTFOLIO 4 MR, LLC	20-3878417		DE	15
└─ TA-APOP I, LLC			DE	
└─ TA-APOP I-A, LLC	39-0989781		DE	
└─ TA-APOP II, LLC	87-2201653		DE	16
└─ TA PRIVATE EQUITY ASSETS, LLC			DE	
└─ THH ACQUISITIONS, LLC	26-1894745		IA	
└─ TLIC OAKBROOK REINSURANCE, INC.	47-1026613	15549	IA	
└─ TLIC WATERTREE REINSURANCE, INC.	81-3715574	16032	IA	
└─ TRANSAMERICA ASSET MANAGEMENT, INC.	59-3403585		FL	17
└─ TRANSAMERICA BERMUDA RE, LTD.	Foreign		BMU	
└─ TRANSAMERICA LIFE (BERMUDA) LTD.	Foreign		BMU	
└─ TRANSAMERICA PACIFIC RE, INC.	85-1028131	16815	VT	
└─ ZERO BETA FUND, LLC	26-1298094		DE	18

**SCHEDULE Y - INFORMATION CONCERNING ACTIVITIES OF INSURER MEMBERS OF A HOLDING COMPANY GROUP  
PART 1 - ORGANIZATIONAL CHART**

<u>NAME</u>	<u>FEDERAL ID NUMBER</u>	<u>NAIC CO. CODE</u>	<u>DOMICILE</u>	<u>Note</u>
AEGON LTD.	Foreign		NLD	
└ AEGON INTERNATIONAL B.V.	Foreign		NLD	
└└ TRANSAMERICA CORPORATION	42-1484983		DE	
└└└ COMMONWEALTH GENERAL CORPORATION	51-0108922		DE	
└└└└ TRANSAMERICA STABLE VALUE SOLUTIONS INC.	27-0648897		DE	
└└└└└ WORLD FINANCIAL GROUP HOLDING COMPANY OF CANADA INC.	Foreign		CAN	
└└└└└└ WFG SECURITIES INC.	Foreign		CAN	
└└└└└└└ WORLD FINANCIAL GROUP INSURANCE AGENCY OF CANADA INC.	Foreign		CAN	
└└└└└ RCC NORTH AMERICA LLC	13-3256226		DE	
└└└└└└ FGH USA, LLC	13-3256227		DE	19
└└└└└└└ INVESTORS WARRANTY OF AMERICA, LLC	42-1154276		IA	
└└└└└└└└ ROCK SPRINGS DRIVE, LLC			MD	20
└└└└└└└└└ LCS ASSOCIATES, LLC	20-8687142		DE	
└└└└└└└└└└ MITIGATION MANAGER, LLC	20-8736609		DE	
└└└└└└└└└└└ BARFIELD RANCH ASSOCIATES, LLC	30-0878889		FL	21
└└└└└└└└└└└└ OSCEOLA MITIGATION PARTNERS, LLC	30-0878806		FL	21
└└└└└└└└└└└└└ PLACER 400 INVESTORS, LLC	45-3601940		CA	22
└└└└└└└└└└└└└└ PSL ACQUISITIONS OPERATING, LLC			IA	
└└└└└└└└└└└└└└└ HORIZONS ACQUISITION 5, LLC	14-1865039		FL	
└└└└└└└└└└└└└└└└ HORIZONS ST. LUCIE DEVELOPMENT, LLC	65-1150484		FL	
└└└└└└└└└└└└└└└└└ ST. LUCIE WEST DEVELOPMENT COMPANY, LLC	65-1060888		FL	
└└└└└└└└└└└└└└└└└└ TRADITION DEVELOPMENT COMPANY, LLC	65-1060893		FL	
└└└└└└└└└└└└└└└└└└└ TRADITION LAND COMPANY, LLC	27-0968994		IA	
└└└└└└└└└└└└└└└└└└└└ TRANSAMERICA CASUALTY INSURANCE COMPANY	31-4423946	10952	IA	
└└└└└└└└└└└└└└└└└└└└└ TRANSAMERICA CORPORATION (OR)	98-6021219		OR	
└└└└└└└└└└└└└└└└└└└└└└ TRANSAMERICA FINANCE CORPORATION	95-1077235		DE	
└└└└└└└└└└└└└└└└└└└└└└└ TRANSAMERICA FINANCIAL LIFE INSURANCE COMPANY	36-6071399	70688	NY	
└└└└└└└└└└└└└└└└└└└└└└└└ CARLE PLACE LEASEHOLD SPE, LLC.			DE	
└└└└└└└└└└└└└└└└└└└└└└└└└ UNITED FINANCIAL SERVICES, INC.	52-1263786		MD	23
└ AEGON DMS HOLDING B.V.	Foreign		NLD	
└└ AEGON INSIGHTS LIMITED	Foreign		HKG	
└└└ CORNERSTONE INTERNATIONAL HOLDINGS LTD	Foreign		UK	
└└└└ TRANSAMERICA DIRECT MARKETING ASIA PACIFIC PTY LTD	Foreign		AUS	
└└└└└ AEGON INSIGHTS AUSTRALIA PTY LIMITED	Foreign		AUS	
└└└└└└ TRANSAMERICA INSURANCE MARKETING ASIA PACIFIC PTY LTD	Foreign		AUS	
└└└└└└└ AEGON DIRECT MARKETING SERVICES MEXICO S.A. DE C.V.	Foreign		MEX	24
└└└└└└└└ AEGON DIRECT MARKETING SERVICES MEXICO SERVICIOS S.A. DE C.V.	Foreign		MEX	25
└└└└└└└└└ TRANSAMERICA DIRECT MARKETING CONSULTANTS PRIVATE LIMITED	Foreign		IND	26
└└└└└└└└└└ TRANSAMERICA (BERMUDA) SERVICES CENTER, LTD.	Foreign		BMU	
└└└└└└└└└└└ TRANSAMERICA LIFE INTERNATIONAL (BERMUDA), LTD.	Foreign		BMU	

ANNUAL STATEMENT FOR THE YEAR 2024 OF THE TLIC Watertree Reinsurance Inc.

**SCHEDULE Y - INFORMATION CONCERNING ACTIVITIES OF INSURER MEMBERS OF A HOLDING COMPANY GROUP**

**PART 1 - ORGANIZATIONAL CHART**

Organizational Chart Footnotes:

Ownership is 100% unless otherwise noted. Inclusion of an entity does not necessarily signify control.

- 1) Vereniging AEGON holds voting power in the common, preferred A and preferred B stock of Aegon LTD. totaling 18.4400%.
- 2) AEGON USA Investment Management, LLC is the Manager; equity will be owned by clients/investors of AEGON USA Investment Management, LLC
- 3) Members: AEGON USA Realty Advisors, LLC (50%) and non-affiliate of Aegon (50%)
- 4) Transamerica Life Insurance Company owns 44%; AUSA Holding, LLC owns 56%
- 5) Additional TLIC Subsidiaries & Other Entities Managed by TLIC: Garnet Assurance Corporation, Garnet Assurance Corporation III, Garnet Community Investments, LLC, Garnet Community Investments IV, LLC, Garnet Community Investments V, LLC, Garnet Community Investments VI, LLC, Garnet Community Investments VII, LLC, Garnet Community Investments VIII, LLC, Garnet Community Investments IX, LLC, Garnet Community Investments X, LLC, Garnet Community Investments XI, LLC, Garnet Community Investments XII, LLC, Garnet Community Investments XVIII, LLC, Garnet Community Investments XX, LLC, Garnet Community Investments XXIV, LLC, Garnet Community Investments XXV, LLC, Garnet Community Investments XXVI, LLC, Garnet Community Investments XXVII, LLC, Garnet Community Investments XXVIII, LLC, Garnet Community Investments XXIX, LLC, Garnet Community Investments XXXI, LLC, Garnet Community Investments XXXII, LLC, Garnet Community Investments XXXIII, LLC, Garnet Community Investments XXXIV, LLC, Garnet Community Investments XXXV, LLC, Garnet Community Investments XXXVI, LLC, Garnet Community Investments XXXVII, LLC, Garnet Community Investments XXXVIII, LLC, Garnet Community Investments XXXIX, LLC, Garnet Community Investments XL, LLC, Garnet Community Investments XLI, LLC, Garnet Community Investments XLII, LLC, Garnet Community Investments XLIII, LLC, Garnet Community Investments XLIV, LLC, Garnet Community Investments XLV, LLC, Garnet Community Investments XLVI, LLC, Garnet Community Investments XLVII, LLC, Garnet Community Investments XLVIII, LLC, Garnet Community Investments XLIX, LLC, Aegon Community Investments 50, LLC, Aegon Community Investments 51, LLC, Aegon Community Investments 52, LLC, Aegon Community Investments 53, LLC, Aegon Community Investments 54, LLC, Aegon Community Investments 55, LLC, Aegon Community Investments 56, LLC, Aegon Community Investments 57, LLC, Aegon Community Investments 58, LLC, Aegon Community Investments 59, LLC, Aegon Community Investments 60, LLC, Aegon Community Investments 61, LLC, Aegon Community Investments 62, LLC, Aegon Community Investments 63, LLC, Aegon Community Investments 64, LLC, Aegon Community Investments 65, LLC, Aegon Community Investments 66, LLC, Aegon Community Investments 67, LLC, Aegon Community Investments 68, LLC, Aegon Community Investments 69, LLC, Aegon LIHTC Fund 50, LLC, Aegon LIHTC Fund 54, LLC, Aegon LIHTC Fund 60, LLC, Aegon LIHTC Fund 61, LLC, Aegon LIHTC Fund 63, LLC, Aegon LIHTC Fund 67, LLC, LIHTC Fund 53, LLC, LIHTC Fund 59, LLC
- 6) Members: ADMS representative (51%); AEGON Direct Marketing Services, Inc. (49%)
- 7) Members: Transamerica Life Insurance Company (90%); Transamerica Financial Life Insurance Company (10%)
- 8) Sole Member: Transamerica Life Insurance Company; non-owner Manager: Transamerica Affordable Housing, Inc.
- 9) Members: Transamerica Life Insurance Company (96%); Transamerica Financial Life Insurance Company (4%); Manager: AEGON USA Realty Advisors, LLC
- 10) Members: Transamerica Life Insurance Company (95%) and Transamerica Financial Life Insurance Company (5%)
- 11) Members: Transamerica Life Insurance Company (90%); Transamerica Financial Life Insurance Company (10%)
- 12) Members: Transamerica Life Insurance Company (92.5%); Transamerica Financial Life Insurance Company (7.5%); Manager: AEGON USA Realty Advisors, LLC
- 13) Member: Transamerica Life Insurance Company. Manager: AEGON USA Realty Advisors, LLC
- 14) Members: Transamerica Life Insurance Company (90.6%); Transamerica Financial Life Insurance Company (9.4%)
- 15) Members: Transamerica Life Insurance Company (96%); Transamerica Financial Life Insurance Company (4%); Manager: AEGON USA Realty Advisors, LLC
- 16) Transamerica Life Insurance Company owns 56%; Transamerica Financial Life Insurance Company owns 44%
- 17) Transamerica Life Insurance Company owns 77%; AUSA Holding, LLC owns 23%
- 18) Members: Transamerica Life Insurance Company (83.42%); Transamerica Financial Life Insurance Company (16.58%); Manager: AEGON USA Investment Management, LLC
- 19) Additional FGH USA, LLC Subsidiaries: ALH Properties Two, LLC; ALH Properties Four, LLC; ALH Properties Seven, LLC; ALH Properties Eight, LLC; ALH Properties Nine, LLC; ALH Properties Ten, LLC; ALH Properties Eleven, LLC; ALH Properties Twelve, LLC; ALH Properties Sixteen, LLC; ALH Properties Seventeen, LLC; FGH Realty Credit, LLC; First FGP, LLC; Second FGP, LLC; Fourth FGP, LLC; Fifth FGP, LLC; Seventh FGP, LLC
- 20) Members: Investors Warranty of America, LLC (98%); non-affiliate of AEGON (2%)
- 21) Members: Mitigation Manager, LLC (50%); non-affiliate of Aegon (50%)
- 22) Members: RCC North America, LLC (50%); non-affiliate of Aegon (50%)
- 23) United Financial Services, Inc. is using two different DBA's in various states: Monumental Financial Services, Inc. and Transamerica Agency Network-Outbrokerage Services.
- 24) AEGON Mexico Holding B.V. owns 99%; AEGON DMS Holding B.V. owns 1%
- 25) AEGON Mexico Holding B.V. owns 99.998%; AEGON DMS Holding B.V. owns .002%
- 26) AEGON DMS Holding B.V. owns 99.95%; non-affiliate of Aegon owns .05%

ANNUAL STATEMENT FOR THE YEAR 2024 OF THE TLIC Watertree Reinsurance Inc.

**SCHEDULE Y**  
**PART 1A - DETAIL OF INSURANCE HOLDING COMPANY SYSTEM**

1	2	3	4	5	6	7	8	9	10	11	12	13	14	15	16
Group Code	Group Name	NAIC Company Code	ID Number	Federal RSSD	CIK	Name of Securities Exchange if Publicly Traded (U.S. or International)	Names of Parent, Subsidiaries Or Affiliates	Domi-ciliary Location	Relation-ship to Reporting Entity	Directly Controlled by (Name of Entity/Person)	Type of Control (Ownership, Board, Management, Attorney-in-Fact, Influence, Other)	If Control is Ownership Provide Percentage	Ultimate Controlling Entity(ies)/Person(s)	Is an SCA Filing Re-quired? (Yes/No)	*
.0000		.00000		0	0		ADMINISTRATIVE GROUP, LLC	IA	NIA	AUSA HOLDING, LLC	OWNERSHIP BOARD	100.000	AEGON LTD.		0
.0000		.00000	82-1985561	0	0		AEGON AM FUNDS, LLC	DE	NIA	AEGON USA INVESTMENT MANAGEMENT, LLC	OWNERSHIP BOARD	100.000	AEGON LTD.		0
.0000		.00000		0	0		AEGON AM PRIVATE EQUITY PARTNERS I, LLC	DE	NIA	AEGON USA INVESTMENT MANAGEMENT, LLC	OWNERSHIP BOARD	100.000	AEGON LTD.		0
.0000		.00000		0	0		AEGON AM PRIVATE EQUITY PARTNERS II, LLC	DE	NIA	AEGON USA INVESTMENT MANAGEMENT, LLC	OWNERSHIP BOARD	100.000	AEGON LTD.		0
.0000		.00000		0	0		AEGON DERIVATIVES N.V.	NLD	NIA	AEGON LTD.	OWNERSHIP BOARD	100.000	AEGON LTD.		0
.0000		.00000		0	0		AEGON DIGITAL INVESTMENTS HOLDING B.V.	NLD	NIA	AEGON LTD.	OWNERSHIP BOARD	100.000	AEGON LTD.		0
.0000		.00000	52-1291367	0	0		AEGON DIRECT MARKETING SERVICES INTERNATIONAL, LLC	MD	NIA	AUSA HOLDING, LLC	OWNERSHIP BOARD	100.000	AEGON LTD.		0
.0000		.00000		0	0		AEGON DIRECT MARKETING SERVICES MEXICO SERVICIOS, S.A. DE C.V.	MEX	NIA	AEGON MEXICO HOLDING B.V.	OWNERSHIP BOARD	100.000	AEGON LTD.		0
.0000		.00000		0	0		AEGON DIRECT MARKETING SERVICES MEXICO, S.A. DE C.V.	MEX	NIA	AEGON MEXICO HOLDING B.V.	OWNERSHIP BOARD	99.000	AEGON LTD.		0
.0000		.00000		0	0		AEGON DIRECT MARKETING SERVICES MEXICO, S.A. DE C.V.	MEX	NIA	AEGON DMS HOLDING B.V.	OWNERSHIP BOARD	1.000	AEGON LTD.		0
.0000		.00000	42-1470697	0	0		AEGON DIRECT MARKETING SERVICES, INC.	MD	NIA	TRANSAMERICA LIFE INSURANCE COMPANY	OWNERSHIP BOARD	100.000	AEGON LTD.		0
.0000		.00000		0	0		AEGON DMS HOLDING B.V.	NLD	NIA	AEGON INTERNATIONAL B.V.	OWNERSHIP BOARD	100.000	AEGON LTD.		0
.0000		.00000	83-3155501	0	0		AEGON ENERGY MANAGEMENT, LLC	DE	NIA	AEGON USA REALTY ADVISORS, LLC	OWNERSHIP BOARD	100.000	AEGON LTD.		0
.0000		.00000		0	0		AEGON EUROPE HOLDING B.V.	NLD	NIA	AEGON LTD.	OWNERSHIP BOARD	100.000	AEGON LTD.		0
.0000		.00000	41-1479568	0	0		AEGON FINANCIAL SERVICES GROUP, INC.	MN	DS	TRANSAMERICA LIFE INSURANCE COMPANY	OWNERSHIP BOARD	100.000	AEGON LTD.		0
.0000		.00000	42-1489646	0	0		AEGON FUNDING COMPANY, LLC	DE	NIA	TRANSAMERICA CORPORATION	OWNERSHIP BOARD	100.000	AEGON LTD.		0
.0000		.00000	81-4266921	0	0		AEGON GLOBAL SERVICES, LLC	IA	NIA	COMMONWEALTH GENERAL CORPORATION	OWNERSHIP BOARD	100.000	AEGON LTD.		0
.0000		.00000		0	0		AEGON INSIGHTS AUSTRALIA PTY LIMITED	AUS	NIA	TRANSAMERICA DIRECT MARKETING ASIA PACIFIC PTY, LTD.	OWNERSHIP BOARD	100.000	AEGON LTD.		0
.0000		.00000		0	0		AEGON INSIGHTS LIMITED	HKG	NIA	AEGON DMS HOLDING B.V.	OWNERSHIP BOARD	100.000	AEGON LTD.		0
.0000		.00000	61-1085329	0	0		AEGON INSTITUTIONAL MARKETS, INC.	DE	NIA	COMMONWEALTH GENERAL CORPORATION	OWNERSHIP BOARD	100.000	AEGON LTD.		0
.0000		.00000		0	0		AEGON INTERNATIONAL B.V.	NLD	UIP	AEGON LTD.	OWNERSHIP BOARD	100.000	AEGON LTD.		0
.0000		.00000		0	769218	NYSE	AEGON LTD.	NLD	UIP	VERENIGING AEGON	OWNERSHIP BOARD	31.990	AEGON LTD.		0
.0000		.00000	30-0445264	0	0		AEGON MANAGED ENHANCED CASH, LLC	DE	DS	TRANSAMERICA LIFE INSURANCE COMPANY	OWNERSHIP BOARD	100.000	AEGON LTD.		0
.0000		.00000	35-1113520	0	0		AEGON MANAGEMENT COMPANY	IN	NIA	TRANSAMERICA CORPORATION	OWNERSHIP BOARD	100.000	AEGON LTD.		0
.0000		.00000		0	0		AEGON OZF INVESTMENTS 1, LLC	DE	NIA	AEGON USA REALTY ADVISORS, LLC	OWNERSHIP BOARD	100.000	AEGON LTD.		0
.0000		.00000		0	0		AEGON USA ASSET MANAGEMENT HOLDING, LLC	IA	NIA	AUSA HOLDING, LLC	OWNERSHIP BOARD	100.000	AEGON LTD.		0
.0000		.00000		0	0		AEGON USA INVESTMENT MANAGEMENT, LLC	IA	NIA	AEGON USA ASSET MANAGEMENT HOLDING, LLC	OWNERSHIP BOARD	100.000	AEGON LTD.		0
.0000		.00000	61-1098396	0	0		AEGON USA REAL ESTATE SERVICES, INC.	DE	NIA	AEGON USA REALTY ADVISORS, LLC	OWNERSHIP BOARD	100.000	AEGON LTD.		0
.0000		.00000		0	0		AEGON USA REALTY ADVISORS OF CALIFORNIA, INC.	IA	NIA	AEGON USA REALTY ADVISORS, LLC	OWNERSHIP BOARD	100.000	AEGON LTD.		0
.0000		.00000	42-1205796	0	0		AEGON USA REALTY ADVISORS, LLC	IA	NIA	AEGON USA ASSET MANAGEMENT HOLDING, LLC	OWNERSHIP BOARD	100.000	AEGON LTD.		0
.0000		.00000		0	0		AHDF MANAGER 1, LLC	DE	NIA	AEGON USA REALTY ADVISORS, LLC	OWNERSHIP BOARD	100.000	AEGON LTD.		0
.0000		.00000		0	0		AMFETF MANAGER, LLC	DE	NIA	AEGON USA REALTY ADVISORS, LLC	OWNERSHIP BOARD	100.000	AEGON LTD.		0
.0000		.00000		0	0		APOP III, LLC	DE	NIA	TRANSAMERICA LIFE INSURANCE COMPANY	OWNERSHIP BOARD	90.000	AEGON LTD.		0
.0000		.00000		0	0		APOP III, LLC	DE	NIA	TRANSAMERICA FINANCIAL LIFE INSURANCE COMPANY	OWNERSHIP BOARD	10.000	AEGON LTD.		0
.0000		.00000	52-1549874	0	0		AUSA HOLDING, LLC	MD	NIA	TRANSAMERICA CORPORATION	OWNERSHIP BOARD	100.000	AEGON LTD.		0
.0000		.00000	27-1275705	0	0		AUSA PROPERTIES, INC.	IA	NIA	AEGON USA REALTY ADVISORS, LLC	OWNERSHIP BOARD	100.000	AEGON LTD.		0
.0000		.00000		0	0		AIWF2 GENERAL PARTNER, LLC	DE	NIA	AEGON USA REALTY ADVISORS, LLC	OWNERSHIP BOARD	100.000	AEGON LTD.		0
.0000		.00000		0	0		AIWF3 GENERAL PARTNER, LLC	DE	NIA	AEGON USA REALTY ADVISORS, LLC	OWNERSHIP BOARD	100.000	AEGON LTD.		0
.0000		.00000		0	0		AIWJV4 MANAGER, LLC	DE	NIA	AEGON USA REALTY ADVISORS, LLC	OWNERSHIP BOARD	100.000	AEGON LTD.		0
.0000		.00000		0	0		AIWHS4 MANAGER 1, LLC	DE	NIA	AEGON USA REALTY ADVISORS, LLC	OWNERSHIP BOARD	100.000	AEGON LTD.		0
.0000		.00000	30-0878889	0	0		BARFIELD RANCH ASSOCIATES, LLC	FL	NIA	MITIGATION MANAGER, LLC	OWNERSHIP BOARD	50.000	AEGON LTD.		0
.0000		.00000		0	0		CARLE PLACE LEASHOLD SPE, LLC	DE	NIA	TRANSAMERICA FINANCIAL LIFE INSURANCE COMPANY	OWNERSHIP BOARD	100.000	AEGON LTD.		0

ANNUAL STATEMENT FOR THE YEAR 2024 OF THE TLIC Watertree Reinsurance Inc.

**SCHEDULE Y**  
**PART 1A - DETAIL OF INSURANCE HOLDING COMPANY SYSTEM**

1	2	3	4	5	6	7	8	9	10	11	12	13	14	15	16
Group Code	Group Name	NAIC Company Code	ID Number	Federal RSSD	CIK	Name of Securities Exchange if Publicly Traded (U.S. or International)	Names of Parent, Subsidiaries Or Affiliates	Domiciliary Location	Relationship to Reporting Entity	Directly Controlled by (Name of Entity/Person)	Type of Control (Ownership, Board, Management, Attorney-in-Fact, Influence, Other)	If Control is Ownership Provide Percentage	Ultimate Controlling Entity(ies)/Person(s)	Is an SCA Filing Required? (Yes/No)	*
.0000		.00000	51-0108922	0	0		COMMONWEALTH GENERAL CORPORATION	DE	UDP	TRANSAMERICA CORPORATION	OWNERSHIP BOARD	100.000	AEGON LTD.		0
.0000		.00000		0	0		CORNERSTONE INTERNATIONAL HOLDINGS, LTD.		NIA	AEGON DMS HOLDING B.V.	OWNERSHIP BOARD	100.000	AEGON LTD.		0
.0000		.00000	42-1079584	0	0		CREDITOR RESOURCES, INC.	MI	NIA	AUSA HOLDING, LLC	OWNERSHIP BOARD	100.000	AEGON LTD.		0
.0000		.00000	52-1363611	0	0		CRI SOLUTIONS, INC.	MD	NIA	CREDITOR RESOURCES, INC.	OWNERSHIP BOARD	100.000	AEGON LTD.		0
.0000		.00000	20-4498171	0	0		CUPPLES STATE LIHTC INVESTORS, LLC.	DE	DS	TRANSAMERICA LIFE INSURANCE COMPANY	OWNERSHIP BOARD	100.000	AEGON LTD.		0
.0000		.00000	32-0342677	0	0		EQUITABLE AGRIFINANCE, LLC.	DE	NIA	AEGON USA REALTY ADVISORS, LLC.	OWNERSHIP BOARD	50.000	AEGON LTD.		0
.0000		.00000	13-3256227	0	0		FGH USA, LLC	DE	NIA	RCC NORTH AMERICA, LLC.	OWNERSHIP BOARD	100.000	AEGON LTD.		0
.0000		.00000	23-2130174	0	0		FINANCIAL PLANNING SERVICES, INC.	DC	NIA	COMMONWEALTH GENERAL CORPORATION	OWNERSHIP BOARD	100.000	AEGON LTD.		0
.0000		.00000	14-1893533	0	0		GARNET ASSURANCE CORPORATION II	IA	NIA	COMMONWEALTH GENERAL CORPORATION	OWNERSHIP BOARD	100.000	AEGON LTD.		0
.0000		.00000	14-1865039	0	0		HORIZONS ACQUISITION 5, LLC	FL	NIA	PSL ACQUISITIONS OPERATING, LLC.	OWNERSHIP BOARD	100.000	AEGON LTD.		0
.0000		.00000	65-1150484	0	0		HORIZONS ST. LUCIE DEVELOPMENT, LLC	FL	NIA	PSL ACQUISITIONS OPERATING, LLC.	OWNERSHIP BOARD	100.000	AEGON LTD.		0
.0000		.00000	42-1154276	0	0		INVESTORS WARRANTY OF AMERICA, LLC	IA	NIA	RCC NORTH AMERICA, LLC.	OWNERSHIP BOARD	100.000	AEGON LTD.		0
.0468	AEGON US HOLDING GRP	.15633	47-1703149	0	0		IRONWOOD RE CORP	HI	IA	COMMONWEALTH GENERAL CORPORATION	OWNERSHIP BOARD	100.000	AEGON LTD.		0
.0000		.00000	20-8687142	0	0		LCS ASSOCIATES, LLC	DE	NIA	RCC NORTH AMERICA, LLC.	OWNERSHIP BOARD	100.000	AEGON LTD.		0
.0000		.00000	42-1483973	0	0		LIFE INVESTORS ALLIANCE, LLC.	DE	DS	TRANSAMERICA LIFE INSURANCE COMPANY	OWNERSHIP BOARD	100.000	AEGON LTD.		0
.0000		.12864	20-5927773	0	0		LIICA RE II, INC.	VT	DS	TRANSAMERICA LIFE INSURANCE COMPANY	OWNERSHIP BOARD	100.000	AEGON LTD.		0
.0000		.00000	20-8736609	0	0		MITIGATION MANAGER, LLC	DE	NIA	RCC NORTH AMERICA, LLC.	OWNERSHIP BOARD	100.000	AEGON LTD.		0
.0000		.00000	42-1079580	0	0		MONEY SERVICES, INC.	DE	NIA	AUSA HOLDING, LLC	OWNERSHIP BOARD	100.000	AEGON LTD.		0
.0000		.00000	52-1243288	0	0		MONUMENTAL GENERAL ADMINISTRATORS, INC.	MD	NIA	AUSA HOLDING, LLC	OWNERSHIP BOARD	100.000	AEGON LTD.		0
.0000		.00000	84-3516408	0	0		NATURAL RESOURCES ALTERNATIVES PORTFOLIO 3, LLC	DE	DS	TRANSAMERICA LIFE INSURANCE COMPANY	OWNERSHIP BOARD	90.000	AEGON LTD.		0
.0000		.00000	84-3516408	0	0		NATURAL RESOURCES ALTERNATIVES PORTFOLIO 3, LLC	DE	NIA	TRANSAMERICA FINANCIAL LIFE INSURANCE COMPANY	OWNERSHIP BOARD	10.000	AEGON LTD.		0
.0000		.00000	82-2456359	0	0		NATURAL RESOURCES ALTERNATIVES PORTFOLIO I, LLC	DE	DS	TRANSAMERICA LIFE INSURANCE COMPANY	OWNERSHIP BOARD	96.000	AEGON LTD.		0
.0000		.00000	82-2456359	0	0		NATURAL RESOURCES ALTERNATIVES PORTFOLIO I, LLC	DE	NIA	TRANSAMERICA FINANCIAL LIFE INSURANCE COMPANY	OWNERSHIP BOARD	4.000	AEGON LTD.		0
.0000		.00000		0	0		NATURAL RESOURCES ALTERNATIVES PORTFOLIO II, LLC	DE	NIA	TRANSAMERICA LIFE INSURANCE COMPANY	OWNERSHIP BOARD	95.000	AEGON LTD.		0
.0000		.00000		0	0		NATURAL RESOURCES ALTERNATIVES PORTFOLIO II, LLC	DE	NIA	TRANSAMERICA FINANCIAL LIFE INSURANCE COMPANY	OWNERSHIP BOARD	5.000	AEGON LTD.		0
.0000		.00000		0	0		NOMAGON TITLE GRANDPARENT, LLC	DE	NIA	AEGON USA ASSET MANAGEMENT HOLDING, LLC	OWNERSHIP BOARD	100.000	AEGON LTD.		0
.0000		.00000		0	0		NOMAGON TITLE GRANDPARENT, LLC	DE	NIA	NOMAGON TITLE GRANDPARENT, LLC	OWNERSHIP BOARD	100.000	AEGON LTD.		0
.0000		.00000	30-0878806	0	0		OSCEOLA MITIGATION PARTNERS, LLC	FL	NIA	MITIGATION MANAGER, LLC	OWNERSHIP BOARD	50.000	AEGON LTD.		0
.0000		.00000	20-1063558	0	0		PEARL HOLDINGS, INC. I	DE	NIA	AEGON USA ASSET MANAGEMENT HOLDING, LLC	OWNERSHIP BOARD	100.000	AEGON LTD.		0
.0000		.00000	20-1063571	0	0		PEARL HOLDINGS, INC. II	DE	NIA	AEGON USA ASSET MANAGEMENT HOLDING, LLC	OWNERSHIP BOARD	100.000	AEGON LTD.		0
.0000		.00000	23-1705984	0	0		PEOPLES BENEFIT SERVICES, LLC.	PA	DS	TRANSAMERICA LIFE INSURANCE COMPANY	OWNERSHIP BOARD	100.000	AEGON LTD.		0
.0000		.00000	45-3601940	0	0		PLACER 400 INVESTORS, LLC	CA	NIA	RCC NORTH AMERICA, LLC.	OWNERSHIP BOARD	50.000	AEGON LTD.		0
.0000		.00000		0	0		PSL ACQUISITIONS OPERATING, LLC.	IA	NIA	RCC NORTH AMERICA, LLC.	OWNERSHIP BOARD	100.000	AEGON LTD.		0
.0000		.00000	13-3256226	0	0		RCC NORTH AMERICA, LLC.	DE	NIA	TRANSAMERICA CORPORATION	OWNERSHIP BOARD	100.000	AEGON LTD.		0
.0000		.00000	02-0685017	0	0		REAL ESTATE ALTERNATIVES PORTFOLIO 2, LLC.	DE	DS	TRANSAMERICA LIFE INSURANCE COMPANY	OWNERSHIP BOARD	92.500	AEGON LTD.		0
.0000		.00000	02-0685017	0	0		REAL ESTATE ALTERNATIVES PORTFOLIO 2, LLC.	DE	NIA	TRANSAMERICA FINANCIAL LIFE INSURANCE COMPANY	OWNERSHIP BOARD	7.500	AEGON LTD.		0
.0000		.00000	20-1378364	0	0		REAL ESTATE ALTERNATIVES PORTFOLIO 3, LLC.	DE	DS	TRANSAMERICA LIFE INSURANCE COMPANY	OWNERSHIP BOARD	100.000	AEGON LTD.		0
.0000		.00000	20-1627078	0	0		REAL ESTATE ALTERNATIVES PORTFOLIO 3A, INC.	DE	DS	TRANSAMERICA LIFE INSURANCE COMPANY	OWNERSHIP BOARD	90.600	AEGON LTD.		0
.0000		.00000	20-1627078	0	0		REAL ESTATE ALTERNATIVES PORTFOLIO 3A, INC.	DE	NIA	TRANSAMERICA FINANCIAL LIFE INSURANCE COMPANY	OWNERSHIP BOARD	9.400	AEGON LTD.		0
.0000		.00000	20-3878375	0	0		REAL ESTATE ALTERNATIVES PORTFOLIO 4HR, LLC.	DE	DS	TRANSAMERICA LIFE INSURANCE COMPANY	OWNERSHIP BOARD	96.000	AEGON LTD.		0

ANNUAL STATEMENT FOR THE YEAR 2024 OF THE TLIC Watertree Reinsurance Inc.

**SCHEDULE Y**  
**PART 1A - DETAIL OF INSURANCE HOLDING COMPANY SYSTEM**

1	2	3	4	5	6	7	8	9	10	11	12	13	14	15	16
Group Code	Group Name	NAIC Company Code	ID Number	Federal RSSD	CIK	Name of Securities Exchange if Publicly Traded (U.S. or International)	Names of Parent, Subsidiaries Or Affiliates	Domiciliary Location	Relationship to Reporting Entity	Directly Controlled by (Name of Entity/Person)	Type of Control (Ownership, Board, Management, Attorney-in-Fact, Influence, Other)	If Control is Ownership Provide Percentage	Ultimate Controlling Entity(ies)/Person(s)	Is an SCA Filing Required? (Yes/No)	*
.0000		00000	20-3878375	0	0		REAL ESTATE ALTERNATIVES PORTFOLIO 4HR, LLC.	DE	NIA	TRANSAMERICA FINANCIAL LIFE INSURANCE COMPANY	OWNERSHIP BOARD	4.000	AEGON LTD.		0
.0000		00000	20-3878417	0	0		REAL ESTATE ALTERNATIVES PORTFOLIO 4MR, LLC.	DE	DS	TRANSAMERICA LIFE INSURANCE COMPANY	OWNERSHIP BOARD	96.000	AEGON LTD.		0
.0000		00000	20-3878417	0	0		REAL ESTATE ALTERNATIVES PORTFOLIO 4MR, LLC.	DE	NIA	TRANSAMERICA FINANCIAL LIFE INSURANCE COMPANY	OWNERSHIP BOARD	4.000	AEGON LTD.		0
.0000		00000	20-0877184	0	0		RIVER RIDGE INSURANCE COMPANY	VT	IA	AEGON MANAGEMENT COMPANY	OWNERSHIP BOARD	100.000	AEGON LTD.		0
.0000		00000	65-1060888	0	0		ROCK SPRINGS DRIVE, LLC	MD	NIA	INVESTORS WARRANTY OF AMERICA, LLC	OWNERSHIP BOARD	100.000	AEGON LTD.		0
.0000		00000	75-2548428	0	0		ST. LUCIE WEST DEVELOPMENT COMPANY, LLC	FL	NIA	PSL ACQUISITIONS OPERATING, LLC	OWNERSHIP BOARD	100.000	AEGON LTD.		0
.0000		00000		0	0		STONEBRIDGE BENEFIT SERVICES, INC.	DE	NIA	COMMONWEALTH GENERAL CORPORATION	OWNERSHIP BOARD	100.000	AEGON LTD.		0
.0000		00000		0	0		TA PRIVATE EQUITY ASSETS, LLC	DE	NIA	TRANSAMERICA LIFE INSURANCE COMPANY	OWNERSHIP BOARD	100.000	AEGON LTD.		0
.0000		00000		0	0		TA-APOP I, LLC	DE	NIA	TRANSAMERICA LIFE INSURANCE COMPANY	OWNERSHIP BOARD	100.000	AEGON LTD.		0
.0000		00000	39-0989781	0	0		TA-APOP I-A, LLC	DE	NIA	TRANSAMERICA LIFE INSURANCE COMPANY	OWNERSHIP BOARD	100.000	AEGON LTD.		0
.0000		00000	87-2201653	0	0		TA-APOP II, LLC	DE	NIA	TRANSAMERICA LIFE INSURANCE COMPANY	OWNERSHIP BOARD	56.000	AEGON LTD.		0
.0000		00000	87-2201653	0	0		TA-APOP II, LLC	DE	NIA	TRANSAMERICA FINANCIAL LIFE INSURANCE COMPANY	OWNERSHIP BOARD	44.000	AEGON LTD.		0
.0000		00000		0	0		TABR REALTY SERVICES, LLC	DE	NIA	AUSA HOLDING, LLC	OWNERSHIP BOARD	100.000	AEGON LTD.		0
.0000		00000	26-1894745	0	0		THH ACQUISITIONS, LLC	IA	DS	TRANSAMERICA LIFE INSURANCE COMPANY	OWNERSHIP BOARD	100.000	AEGON LTD.		0
.0468	AEGON US HOLDING GRP	15549	47-1026613	0	0		TLIC OAKBROOK REINSURANCE, INC.	IA	DS	TRANSAMERICA LIFE INSURANCE COMPANY	OWNERSHIP BOARD	100.000	AEGON LTD.		0
.0468	AEGON US HOLDING GRP	16032	81-3715574	0	0		TLIC WATERTREE REINSURANCE, INC.	IA	RE	TRANSAMERICA LIFE INSURANCE COMPANY	OWNERSHIP BOARD	100.000	AEGON LTD.		0
.0000		00000	65-1060893	0	0		TRADITION DEVELOPMENT COMPANY, LLC	FL	NIA	PSL ACQUISITIONS OPERATING, LLC	OWNERSHIP BOARD	100.000	AEGON LTD.		0
.0000		00000	27-0968994	0	0		TRADITION LAND COMPANY, LLC	IA	NIA	RCC NORTH AMERICA, LLC	OWNERSHIP BOARD	100.000	AEGON LTD.		0
.0000		00000		0	0		TRANSAMERICA (BERMUDA) SERVICES CENTER, LTD.								
.0000		00000	94-3252196	0	0		TRANSAMERICA AFFORDABLE HOUSING, INC.	BMJ	NIA	AEGON INTERNATIONAL B.V.	OWNERSHIP BOARD	100.000	AEGON LTD.		0
.0000		00000	61-1513662	0	0		TRANSAMERICA AGENCY NETWORK, LLC	CA	NIA	TABR REALTY SERVICES, LLC	OWNERSHIP BOARD	100.000	AEGON LTD.		0
.0000		00000	39-1884868	0	0		TRANSAMERICA ASSET HOLDING, LLC	IA	NIA	AUSA HOLDING, LLC	OWNERSHIP BOARD	100.000	AEGON LTD.		0
.0000		00000	59-3403585	0	0		TRANSAMERICA ASSET MANAGEMENT, INC.	DE	NIA	AUSA HOLDING, LLC	OWNERSHIP BOARD	100.000	AEGON LTD.		0
.0000		00000	59-3403585	0	0		TRANSAMERICA ASSET MANAGEMENT, INC.	FL	NIA	TRANSAMERICA LIFE INSURANCE COMPANY	OWNERSHIP BOARD	77.000	AEGON LTD.		0
.0000		00000		0	0		TRANSAMERICA BERMUDA RE, LTD	FL	NIA	AUSA HOLDING, LLC	OWNERSHIP BOARD	23.000	AEGON LTD.		0
.0000		00000		0	0		TRANSAMERICA CAPITAL, LLC	BMJ	NIA	TRANSAMERICA LIFE INSURANCE COMPANY	OWNERSHIP BOARD	100.000	AEGON LTD.		0
.0000		00000	95-3141953	0	0		TRANSAMERICA CASUALTY INSURANCE COMPANY	IA	NIA	AUSA HOLDING, LLC	OWNERSHIP BOARD	100.000	AEGON LTD.		0
.0468	AEGON US HOLDING GRP	10952	31-4423946	0	0		TRANSAMERICA CORPORATION	IA	IA	TRANSAMERICA CORPORATION	OWNERSHIP BOARD	100.000	AEGON LTD.		0
.0000		00000	42-1484983	0	0		TRANSAMERICA CORPORATION (OR)	DE	UIP	AEGON INTERNATIONAL B.V.	OWNERSHIP BOARD	100.000	AEGON LTD.		0
.0000		00000	98-6021219	0	0		TRANSAMERICA DIRECT MARKETING ASIA PACIFIC PTY, LTD.	OR	NIA	TRANSAMERICA CORPORATION	OWNERSHIP BOARD	100.000	AEGON LTD.		0
.0000		00000		0	0		TRANSAMERICA DIRECT MARKETING ASIA PACIFIC PTY, LTD.	AUS	NIA	AEGON DMS HOLDING B.V.	OWNERSHIP BOARD	100.000	AEGON LTD.		0
.0000		00000		0	0		TRANSAMERICA DIRECT MARKETING CONSULTANTS PRIVATE LIMITED								
.0000		00000	95-1077235	0	0		TRANSAMERICA FINANCE CORPORATION	IND	NIA	AEGON DMS HOLDING B.V.	OWNERSHIP BOARD	99.950	AEGON LTD.		0
.0000		00000	59-2476008	0	0		TRANSAMERICA FINANCIAL ADVISORS, LLC	DE	NIA	TRANSAMERICA CORPORATION	OWNERSHIP BOARD	100.000	AEGON LTD.		0
.0000		00000		0	0		TRANSAMERICA FINANCIAL LIFE INSURANCE COMPANY	DE	NIA	AUSA HOLDING, LLC	OWNERSHIP BOARD	100.000	AEGON LTD.		0
.0468	AEGON US HOLDING GRP	70688	36-6071399	0	0		TRANSAMERICA CORPORATION	NY	IA	TRANSAMERICA CORPORATION	OWNERSHIP BOARD	100.000	AEGON LTD.		0
.0000		00000	59-3403587	0	0		TRANSAMERICA FUND SERVICES, INC.	FL	NIA	TRANSAMERICA LIFE INSURANCE COMPANY	OWNERSHIP BOARD	44.000	AEGON LTD.		0
.0000		00000	59-3403587	0	0		TRANSAMERICA FUND SERVICES, INC.	FL	NIA	AUSA HOLDING, LLC	OWNERSHIP BOARD	56.000	AEGON LTD.		0
.0000		00000	42-1484983	0	0		TRANSAMERICA HEALTH SAVINGS SOLUTIONS, LLC	DE	NIA	TRANSAMERICA RETIREMENT SOLUTIONS, LLC	OWNERSHIP BOARD	100.000	AEGON LTD.		0
.0000		00000		0	0		TRANSAMERICA INSURANCE MARKETING ASIA PACIFIC PTY, LTD.								
.0000		00000		0	0		TRANSAMERICA INTERNATIONAL DIRECT MARKETING CONSULTANTS, LLC	AUS	NIA	TRANSAMERICA DIRECT MARKETING ASIA PACIFIC PTY, LTD.	OWNERSHIP BOARD	100.000	AEGON LTD.		0
.0000		00000	42-1470697	0	0		TRANSAMERICA INVESTORS SECURITIES, LLC	MD	NIA	AEGON DIRECT MARKETING SERVICES, INC.	OWNERSHIP BOARD	49.000	AEGON LTD.		0
.0000		00000	13-3696753	0	0		TRANSAMERICA INVESTORS SECURITIES, LLC	DE	NIA	TRANSAMERICA RETIREMENT SOLUTIONS, LLC	OWNERSHIP BOARD	100.000	AEGON LTD.		0

53.2

ANNUAL STATEMENT FOR THE YEAR 2024 OF THE TLIC Watertree Reinsurance Inc.

**SCHEDULE Y**  
**PART 1A - DETAIL OF INSURANCE HOLDING COMPANY SYSTEM**

1	2	3	4	5	6	7	8	9	10	11	12	13	14	15	16
Group Code	Group Name	NAIC Company Code	ID Number	Federal RSSD	CIK	Name of Securities Exchange if Publicly Traded (U.S. or International)	Names of Parent, Subsidiaries Or Affiliates	Domi-ciliary Loca-tion	Relation-ship to Reporting Entity	Directly Controlled by (Name of Entity/Person)	Type of Control (Ownership, Board, Management, Attorney-in-Fact, Influence, Other)	If Control is Ownership Provide Percentage	Ultimate Controlling Entity(ies)/Person(s)	Is an SCA Filing Re-quired? (Yes/No)	*
.0000		.00000		0	0		TRANSAMERICA LIFE (BERMUDA), LTD.	.BMU	.DS	TRANSAMERICA LIFE INSURANCE COMPANY	OWNERSHIP BOARD	100.000	AEGON LTD.		0
.0468	AEGON US HOLDING GRP	.86231	39-0989781	0	0		TRANSAMERICA LIFE INSURANCE COMPANY	.IA	.IA	COMMONWEALTH GENERAL CORPORATION	OWNERSHIP BOARD	100.000	AEGON LTD.		0
.0000		.00000		0	0		TRANSAMERICA LIFE INTERNATIONAL (BERMUDA), LTD.	.BMU	.IA	AEGON INTERNATIONAL B.V.	OWNERSHIP BOARD	100.000	AEGON LTD.		0
.0468	AEGON US HOLDING GRP	.16815	85-1028131	0	0		TRANSAMERICA PACIFIC RE, INC	.VT	.NIA	TRANSAMERICA LIFE INSURANCE COMPANY	OWNERSHIP BOARD	100.000	AEGON LTD.		0
.0000		.00000	52-1525601	0	0		TRANSAMERICA RESOURCES, INC.	.MD	.NIA	MONUMENTAL GENERAL ADMINISTRATORS, INC.	OWNERSHIP BOARD	100.000	AEGON LTD.		0
.0000		.00000	45-2892702	0	0		TRANSAMERICA RETIREMENT ADVISORS, LLC	.DE	.NIA	TRANSAMERICA RETIREMENT SOLUTIONS, LLC	OWNERSHIP BOARD	100.000	AEGON LTD.		0
.0000		.00000	46-2720367	0	0		TRANSAMERICA RETIREMENT INSURANCE AGENCY, LLC	.DE	.NIA	TRANSAMERICA RETIREMENT SOLUTIONS, LLC	OWNERSHIP BOARD	100.000	AEGON LTD.		0
.0000		.00000	13-3689044	0	0		TRANSAMERICA RETIREMENT SOLUTIONS, LLC	.DE	.NIA	AUSA HOLDING, LLC	OWNERSHIP BOARD	100.000	AEGON LTD.		0
.0000		.00000	27-0648897	0	0		TRANSAMERICA STABLE VALUE SOLUTIONS, INC.	.DE	.NIA	COMMONWEALTH GENERAL CORPORATION	OWNERSHIP BOARD	100.000	AEGON LTD.		0
.0000		.00000		0	0		TRANSAMERICA TRAVEL AND CONFERENCE SERVICES, LLC	.IA	.NIA	MONEY SERVICES, INC.	OWNERSHIP BOARD	100.000	AEGON LTD.		0
.0000		.00000	42-0947998	0	0		TRANSAMERICA TRUST COMPANY	.IA	.NIA	AUSA HOLDING, LLC	OWNERSHIP BOARD	100.000	AEGON LTD.		0
.0000		.00000		0	0		TRANSAMERICA VENTURES FUND II, LLC	.DE	.NIA	AUSA HOLDING, LLC	OWNERSHIP BOARD	100.000	AEGON LTD.		0
.0000		.00000		0	0		ULI FUNDING, LLC	.IA	.NIA	AUSA HOLDING, LLC	OWNERSHIP BOARD	100.000	AEGON LTD.		0
.0000		.00000	52-1263786	0	0		UNITED FINANCIAL SERVICES, INC.	.MD	.NIA	TRANSAMERICA CORPORATION	OWNERSHIP BOARD	100.000	AEGON LTD.		0
.0000		.00000		0	0		WFG INSURANCE AGENCY OF PUERTO RICO, INC.	.PR	.NIA	WORLD FINANCIAL GROUP INSURANCE AGENCY, INC.	OWNERSHIP BOARD	100.000	AEGON LTD.		0
.0000		.00000	20-2133638	0	0		WFG PROPERTIES HOLDINGS, LLC.	.GA	.NIA	WORLD FINANCIAL GROUP, INC.	OWNERSHIP BOARD	100.000	AEGON LTD.		0
.0000		.00000		0	0		WFG SECURITIES INC.	.CAN	.NIA	WORLD FINANCIAL GROUP HOLDING COMPANY OF CANADA, INC.	OWNERSHIP BOARD	100.000	AEGON LTD.		0
.0000		.00000		0	0		WORLD FINANCIAL GROUP HOLDING COMPANY OF CANADA, INC.	.CAN	.NIA	COMMONWEALTH GENERAL CORPORATION	OWNERSHIP BOARD	100.000	AEGON LTD.		0
.0000		.00000		0	0		WORLD FINANCIAL GROUP INSURANCE AGENCY OF CANADA INC.	.CAN	.NIA	WORLD FINANCIAL GROUP HOLDING COMPANY OF CANADA, INC.	OWNERSHIP BOARD	100.000	AEGON LTD.		0
.0000		.00000	99-0277127	0	0		WORLD FINANCIAL GROUP INSURANCE AGENCY OF HAWAII, INC.	.HI	.NIA	WORLD FINANCIAL GROUP INSURANCE AGENCY, INC.	OWNERSHIP BOARD	100.000	AEGON LTD.		0
.0000		.00000	04-3182849	0	0		WORLD FINANCIAL GROUP INSURANCE AGENCY OF MASSACHUSETTS, INC.	.MA	.NIA	WORLD FINANCIAL GROUP INSURANCE AGENCY, INC.	OWNERSHIP BOARD	100.000	AEGON LTD.		0
.0000		.00000	42-1519076	0	0		WORLD FINANCIAL GROUP INSURANCE AGENCY OF WYOMING, INC.	.WY	.NIA	WORLD FINANCIAL GROUP INSURANCE AGENCY, INC.	OWNERSHIP BOARD	100.000	AEGON LTD.		0
.0000		.00000	95-3809372	0	0		WORLD FINANCIAL GROUP INSURANCE AGENCY, LLC	.IA	.NIA	AUSA HOLDING, LLC	OWNERSHIP BOARD	100.000	AEGON LTD.		0
.0000		.00000	42-1518386	0	0		WORLD FINANCIAL GROUP, INC.	.DE	.NIA	AEGON ASSET MANAGEMENT SERVICES, INC.	OWNERSHIP BOARD	100.000	AEGON LTD.		0
.0000		.00000	95-2775959	0	0		ZAHORIK COMPANY, INC.	.CA	.NIA	AUSA HOLDING, LLC	OWNERSHIP BOARD	100.000	AEGON LTD.		0
.0000		.00000	26-1298094	0	0		ZERO BETA FUND, LLC.	.DE	.DS	TRANSAMERICA LIFE INSURANCE COMPANY	OWNERSHIP BOARD	83.420	AEGON LTD.		0
.0000		.00000	26-1298094	0	0		ZERO BETA FUND, LLC.	.DE	.NIA	TRANSAMERICA FINANCIAL LIFE INSURANCE COMPANY	OWNERSHIP BOARD	16.580	AEGON LTD.		0

Asterisk	Explanation
----------	-------------



ANNUAL STATEMENT FOR THE YEAR 2024 OF THE TLIC Watertree Reinsurance Inc.

**SCHEDULE Y**

**PART 2 - SUMMARY OF INSURER'S TRANSACTIONS WITH ANY AFFILIATES**

1	2	3	4	5	6	7	8	9	10	11	12	13
NAIC Company Code	ID Number	Names of Insurers and Parent, Subsidiaries or Affiliates	Shareholder Dividends	Capital Contributions	Purchases, Sales or Exchanges of Loans, Securities, Real Estate, Mortgage Loans or Other Investments	Income/ (Disbursements) Incurred in Connection with Guarantees or Undertakings for the Benefit of any Affiliate(s)	Management Agreements and Service Contracts	Income/ (Disbursements) Incurred Under Reinsurance Agreements	*	Any Other Material Activity Not in the Ordinary Course of the Insurer's Business	Totals	Reinsurance Recoverable/ (Payable) on Losses and/or Reserve Credit Taken/(Liability)
00000	42-1470697	AEGON Direct Marketing Services, Inc.	0	0	0	0	(18,419)	0		0	(18,419)	0
00000	81-4266921	AEGON GLOBAL SERVICES, LLC	0	0	0	0	91,936,721	0		0	91,936,721	0
00000	42-1310237	AEGON USA Investment Management, LLC	0	0	0	0	61,426,097	0		0	61,426,097	0
00000	42-1205796	AEGON USA Realty Advisors, Inc.	0	0	0	0	35,844,271	0		0	35,844,271	0
00000	51-0108922	Commonwealth General Corporation	(415,000,000)	0	0	0	0	0		0	(415,000,000)	0
15633	47-1703149	Ironwood RE Corp	0	0	0	0	1,887,074	67,029,446		0	68,916,520	(1,366,982,560)
00000	20-5927773	LIICA RE II	0	0	0	0	(3,861,155)	14,485,164		0	10,624,009	(2,002,528,627)
00000	42-1079580	Money Services, Inc	0	0	0	0	63,945,568	0		0	63,945,568	0
00000	20-0877184	River Ridge Insurance Company	0	0	0	0	5,469,791	0		0	5,469,791	0
00000		TAG Resources, LLC	0	0	0	0	0	0		0	0	0
15549	47-1026613	TLIC Oakbrook Reinsurance, Inc.	100,000,000	0	0	0	22,328,468	269,181,862		0	391,510,330	(4,925,274,085)
16032	81-3715574	TLIC Watertree Reinsurance, Inc	50,000,000	0	0	0	(8,478,136)	162,627,056		0	204,148,920	(1,843,837,728)
00000	61-1513662	Transamerica Agency Network, Inc	0	0	0	0	(1,118,696)	0		0	(1,118,696)	0
00000	59-3403585	Transamerica Asset Management	21,560,000	0	0	0	0	0		0	21,560,000	0
00000	98-1701849	Transamerica Bermuda Re, LTD	0	0	0	0	33,338,309	8,026,638		0	41,364,947	(3,910,212,535)
00000	95-3141953	Transamerica Capital, Inc	0	0	0	0	(391,868)	0		0	(391,868)	0
10952	31-4423946	Transamerica Casualty Insurance Company	0	0	0	0	(311,720)	0		0	(311,720)	0
00000	42-1484983	Transamerica Corporation	(200,000,000)	0	0	0	(79,314,789)	0		300,000,000	20,685,211	0
00000	59-2476008	Transamerica Financial Advisors	0	0	0	0	(3,956,706)	0		0	(3,956,706)	0
70688	36-6071399	Transamerica Financial Life Insurance Company	200,000,000	0	0	0	(89,550,742)	(5,674)		(100,000,000)	10,443,584	(451,157)
00000	59-3403587	Transamerica Fund Services, Inc	0	882,600	0	0	(886,914)	0		0	(4,314)	0
00000	98-0199561	Transamerica International Re (Bermuda)	0	0	0	0	2,705,439	0		0	2,705,439	0
00000	98-0481010	Transamerica Life (Bermuda) LTD	0	0	0	0	0	0		0	0	(6,809,773,648)
86231	39-0989781	Transamerica Life Insurance Company	243,440,000	(882,600)	0	0	76,032,569	(605,797,803)		(200,000,000)	(487,207,834)	23,227,017,982
00000	AA-3190837	Transamerica Life International (Bermuda) LTD	0	0	0	0	(17,070)	15,049,973		0	15,032,903	0
16815	85-1028131	Transamerica Pacific Reinsurance, Inc	0	0	0	0	40,307,010	69,403,338		0	109,710,348	(2,367,957,642)
00000	46-2720367	Transamerica Retirement Insurance Agency, LLC	0	0	0	0	(1,582,153)	0		0	(1,582,153)	0
00000	13-3689044	Transamerica Retirement Solutions, LLC	0	0	0	0	(231,233,318)	0		0	(231,233,318)	0
00000	42-1518386	World Financial Group, Inc	0	0	0	0	(14,499,631)	0		0	(14,499,631)	0
9999999	Control Totals		0	0	0	0	0	0	XXX	0	0	0

**SCHEDULE Y**

**PART 3 - ULTIMATE CONTROLLING PARTY AND LISTING OF OTHER U.S. INSURANCE GROUPS OR ENTITIES UNDER THAT ULTIMATE CONTROLLING PARTY'S CONTROL**

1 Insurers in Holding Company	2 Owners with Greater Than 10% Ownership	3 Ownership Percentage Column 2 of Column 1	4 Granted Disclaimer of Control/ Affiliation of Column 2 Over Column 1 (Yes/No)	5 Ultimate Controlling Party	6 U.S. Insurance Groups or Entities Controlled by Column 5	7 Ownership Percentage (Column 5 of Column 6)	8 Granted Disclaimer of Control/ Affiliation of Column 5 Over Column 6 (Yes/No)
Transamerica Life Insurance Company .....	Commonwealth General Corporation .....	100.000	NO	AEGON Ltd. ....	AEGON US Holding Grp .....	100.000	NO
Transamerica Financial Life Insurance Company .....	Transamerica Corporation .....	100.000	NO	AEGON Ltd. ....	TLIC Oakbrook Reinsurance, Inc. ....	100.000	NO
Transamerica Casualty Insurance Company .....	Transamerica Corporation .....	100.000	NO	AEGON Ltd. ....	TLIC Watertree Reinsurance Inc. ....	100.000	NO
TLIC Oakbrook Reinsurance, Inc. ....	Transamerica Life Insurance Company .....	100.000	NO	AEGON Ltd. ....	LIICA Re II, Inc. ....	100.000	NO
TLIC Watertree Reinsurance Inc. ....	Transamerica Life Insurance Company .....	100.000	NO	AEGON Ltd. ....	Ironwood Re Corp .....	100.000	NO
LIICA Re II, Inc. ....	Transamerica Life Insurance Company .....	100.000	NO	AEGON Ltd. ....	.....	0.000	.....
Transamerica Pacific Re, Inc. ....	Transamerica Life Insurance Company .....	100.000	NO	AEGON Ltd. ....	.....	0.000	.....
Ironwood Re Corp .....	Commonwealth General Corporation .....	100.000	NO	AEGON Ltd. ....	.....	0.000	.....
.....	.....	.....	.....	.....	.....	.....	.....
.....	.....	.....	.....	.....	.....	.....	.....
.....	.....	.....	.....	.....	.....	.....	.....
.....	.....	.....	.....	.....	.....	.....	.....
.....	.....	.....	.....	.....	.....	.....	.....
.....	.....	.....	.....	.....	.....	.....	.....
.....	.....	.....	.....	.....	.....	.....	.....
.....	.....	.....	.....	.....	.....	.....	.....
.....	.....	.....	.....	.....	.....	.....	.....
.....	.....	.....	.....	.....	.....	.....	.....
.....	.....	.....	.....	.....	.....	.....	.....
.....	.....	.....	.....	.....	.....	.....	.....
.....	.....	.....	.....	.....	.....	.....	.....
.....	.....	.....	.....	.....	.....	.....	.....
.....	.....	.....	.....	.....	.....	.....	.....
.....	.....	.....	.....	.....	.....	.....	.....
.....	.....	.....	.....	.....	.....	.....	.....

# SUPPLEMENTAL EXHIBITS AND SCHEDULES INTERROGATORIES

## REQUIRED FILINGS

The following supplemental reports are required to be filed as part of your statement filing unless specifically waived by the domiciliary state. However, in the event that your domiciliary state waives the filing requirement, your response of WAIVED to the specific interrogatory will be accepted in lieu of filing a "NONE" report and a bar code will be printed below. If the supplement is required of your company but is not being filed for whatever reason enter SEE EXPLANATION and provide an explanation following the interrogatory questions.

	Responses
<b>MARCH FILING</b>	
1. Will the Supplemental Compensation Exhibit be filed with the state of domicile by March 1? .....	YES
2. Will the confidential Risk-based Capital Report be filed with the NAIC by March 1? .....	SEE EXPLANATION
3. Will the confidential Risk-based Capital Report be filed with the state of domicile, if required, by March 1? .....	YES
4. Will an actuarial opinion be filed by March 1? .....	YES
<b>APRIL FILING</b>	
5. Will Management's Discussion and Analysis be filed by April 1? .....	YES
6. Will the Life, Health & Annuity Guaranty Association Assessable Premium Exhibit - Parts 1 and 2 be filed with the state of domicile and the NAIC by April 1? (Not applicable to fraternal benefit societies) .....	SEE EXPLANATION
7. Will the Supplemental Investment Risks Interrogatories be filed by April 1? .....	YES
<b>JUNE FILING</b>	
8. Will an audited financial report be filed by June 1? .....	YES
9. Will Accountant's Letter of Qualifications be filed with the state of domicile and electronically with the NAIC by June 1? .....	YES

## SUPPLEMENTAL FILINGS

The following supplemental reports are required to be filed as part of your annual statement filing **if your company is engaged in the type of business covered by the supplement. However, in the event that your company does not transact the type of business for which the special report must be filed, your response of NO to the specific interrogatory will be accepted in lieu of filing a "NONE" report and a bar code will be printed below.** If the supplement is required of your company but is not being filed for whatever reason enter SEE EXPLANATION and provide an explanation following the interrogatory questions.

### MARCH FILING

10. Will Schedule SIS (Stockholder Information Supplement) be filed with the state of domicile by March 1? (Not applicable to fraternal benefit societies) ..	NO
11. Will the Medicare Supplement Insurance Experience Exhibit be filed with the state of domicile and the NAIC by March 1? .....	NO
12. Will the Trusteed Surplus Statement be filed with the state of domicile and the NAIC by March 1? .....	NO
13. Will the actuarial opinion on participating and non-participating policies as required in Interrogatories 1 and 2 to Exhibit 5 be filed with the state of domicile and electronically with the NAIC by March 1? .....	NO
14. Will the actuarial opinion on non-guaranteed elements as required in interrogatory #3 to Exhibit 5 be filed with the state of domicile and electronically with the NAIC by March 1? .....	NO
15. Will the actuarial opinion on X-Factors be filed with the state of domicile and electronically with the NAIC by March 1? .....	NO
16. Will the actuarial opinion on Separate Accounts Funding Guaranteed Minimum Benefit be filed with the state of domicile and electronically with the NAIC by March 1? .....	NO
17. Will the actuarial opinion on Synthetic Guaranteed Investment Contracts be filed with the state of domicile and electronically with the NAIC by March 1? .....	NO
18. Will the Reasonableness of Assumptions Certification required by Actuarial Guideline XXXV be filed with the state of domicile and electronically with the NAIC by March 1? .....	NO
19. Will the Reasonableness and Consistency of Assumptions Certification required by Actuarial Guideline XXXV be filed with the state of domicile and electronically with the NAIC by March 1? .....	NO
20. Will the Reasonableness of Assumptions Certification for Implied Guaranteed Rate Method required by Actuarial Guideline XXXVI be filed with the state of domicile and electronically with the NAIC by March 1? .....	NO
21. Will the Reasonableness and Consistency of Assumptions Certification required by Actuarial Guideline XXXVI (Updated Average Market Value) be filed with the state of domicile and electronically with the NAIC by March 1? .....	NO
22. Will the Reasonableness and Consistency of Assumptions Certification required by Actuarial Guideline XXXVI (Updated Market Value) be filed with the state of domicile and electronically with the NAIC by March 1? .....	NO
23. Will the C-3 RBC Certifications required under C-3 Phase I be filed with the state of domicile and electronically with the NAIC by March 1? .....	NO
24. Will the C-3 RBC Certifications required under C-3 Phase II be filed with the state of domicile and electronically with the NAIC by March 1? .....	NO
25. Will the Actuarial Certifications Related to Annuity Nonforfeiture Ongoing Compliance for Equity Indexed Annuities be filed with the state of domicile and electronically with the NAIC by March 1? .....	NO

# SUPPLEMENTAL EXHIBITS AND SCHEDULES INTERROGATORIES

- 26. Will the actuarial opinion required by the Modified Guaranteed Annuity Model Regulation be filed with the state of domicile and electronically with the NAIC by March 1? ..... NO
- 27. Will the Actuarial Certification regarding the use of 2001 Preferred Class Tables required by the Model Regulation Permitting the Recognition of Preferred Mortality Tables for Use in Determining Minimum Reserve Liabilities be filed with the state of domicile and electronically with the NAIC by March 1? ..... NO
- 28. Will the Worker's Compensation Carve-Out Supplement be filed by March 1? (Not applicable to fraternal benefit societies) ..... NO
- 29. Will Supplemental Schedule O be filed with the state of domicile and the NAIC by March 1? ..... SEE EXPLANATION
- 30. Will the Medicare Part D Coverage Supplement be filed with the state of domicile and the NAIC by March 1? ..... NO
- 31. Will an approval from the reporting entity's state of domicile for relief related to the five-year rotation requirement for lead audit partner be filed electronically with the NAIC by March 1? ..... NO
- 32. Will an approval from the reporting entity's state of domicile for relief related to the one-year cooling off period for independent CPA be filed electronically with the NAIC by March 1? ..... NO
- 33. Will an approval from the reporting entity's state of domicile for relief related to the Requirements for Audit Committees be filed electronically with the NAIC by March 1? ..... NO
- 34. Will the VM-20 Reserves Supplement be filed with the state of domicile and the NAIC by March 1? ..... NO
- 35. Will the Health Supplement be filed with the state of domicile and the NAIC by March 1? ..... NO
- 36. Will the Market Conduct Annual Statement (MCAS) Premium Exhibit for Year be filed with appropriate jurisdictions and with the NAIC by March 1? ..... NO

**APRIL FILING**

- 37. Will the confidential Regulatory Asset Adequacy Issues Summary (RAAIS) required by the Valuation Manual be filed with the state of domicile by April 1? ..... NO
- 38. Will the Long-Term Care Experience Reporting Forms be filed with the state of domicile and the NAIC by April 1? ..... NO
- 39. Will the Credit Insurance Experience Exhibit be filed with the state of domicile and the NAIC by April 1? (Not applicable to fraternal benefit societies) .. NO
- 40. Will the Accident and Health Policy Experience Exhibit be filed by April 1? ..... NO
- 41. Will the Supplemental Health Care Exhibit (Parts 1 and 2) be filed with the state of domicile and the NAIC by April 1? ..... NO
- 42. Will the confidential Actuarial Memorandum required by Actuarial Guideline XXXVIII 8D be filed with the state of domicile by April 30? ..... NO
- 43. Will the Supplemental Term and Universal Life Insurance Reinsurance Exhibit be filed with the state of domicile and the NAIC by April 1? ..... NO
- 44. Will the Variable Annuities Supplement be filed with the state of domicile and the NAIC by April 1? ..... NO
- 45. Will the confidential Executive Summary of the PBR Actuarial Report be filed with the state of domicile by April 1? ..... NO
- 46. Will the confidential Life Summary of the PBR Actuarial Report be filed with the state of domicile by April 1? ..... NO
- 47. Will the confidential Variable Annuities Summary of the PBR Actuarial Report be filed with the state of domicile by April 1? ..... NO

**AUGUST FILING**

- 48. Will Management's Report of Internal Control Over Financial Reporting be filed with the state of domicile by August 1? ..... NO
- Explanations:
- 2. Company is not required to file with the NAIC
  - 6. Company has no direct premiums.

- 10.
- 11.
- 12.
- 13.
- 14.
- 15.
- 16.
- 17.
- 18.
- 19.
- 20.
- 21.
- 22.
- 23.
- 24.
- 25.
- 26.
- 27.
- 28.
- 29. Company is not required to file with the NAIC
- 30.
- 31.
- 32.
- 33.
- 34.
- 35.
- 36.
- 37.
- 38.
- 39.
- 40.
- 41.
- 42.
- 43.
- 44.
- 45.
- 46.
- 47.
- 48.

Bar Codes:

10. SIS Stockholder Information Supplement [Document Identifier 420]



11. Medicare Supplement Insurance Experience Exhibit [Document Identifier 360]



12. Trusteed Surplus Statement [Document Identifier 490]



13. Participating Opinion for Exhibit 5 [Document Identifier 371]































14. Non-Guaranteed Opinion for Exhibit 5 [Document Identifier 370]



15. Actuarial Opinion on X-Factors [Document Identifier 442]



# SUPPLEMENTAL EXHIBITS AND SCHEDULES INTERROGATORIES

16. Actuarial Opinion on Separate Accounts Funding Guaranteed Minimum Benefit [Document Identifier 443]	 1 6 0 3 2 2 0 2 4 4 4 3 0 0 0 0 0
17. Actuarial Opinion on Synthetic Guaranteed Investment Contracts [Document Identifier 444]	 1 6 0 3 2 2 0 2 4 4 4 4 0 0 0 0 0
18. Reasonableness of Assumptions Certification required by Actuarial Guideline XXXV [Document Identifier 445]	 1 6 0 3 2 2 0 2 4 4 4 5 0 0 0 0 0
19. Reasonableness and Consistency of Assumptions Certification required by Actuarial Guideline XXXV [Document Identifier 446]	 1 6 0 3 2 2 0 2 4 4 4 6 0 0 0 0 0
20. Reasonableness of Assumptions Certification for Implied Guaranteed Rate Method required by Actuarial Guideline XXXVI [Document Identifier 447]	 1 6 0 3 2 2 0 2 4 4 4 7 0 0 0 0 0
21. Reasonableness and Consistency of Assumptions Certification required by Actuarial Guideline XXXVI [Document Identifier 448]	 1 6 0 3 2 2 0 2 4 4 4 8 0 0 0 0 0
22. Reasonableness and Consistency of Assumptions Certification required by Actuarial Guideline XXXVI (Updated Market Value) [Document Identifier 449]	 1 6 0 3 2 2 0 2 4 4 4 9 0 0 0 0 0
23. C-3 RBC Certifications Required Under C-3 Phase I [Document Identifier 450]	 1 6 0 3 2 2 0 2 4 4 5 0 0 0 0 0 0
24. C-3 RBC Certifications Required Under C-3 Phase II [Document Identifier 451]	 1 6 0 3 2 2 0 2 4 4 5 1 0 0 0 0 0
25. Actuarial Certifications Related to Annuity Nonforfeiture Ongoing Compliance for Equity Indexed Annuities [Document Identifier 452]	 1 6 0 3 2 2 0 2 4 4 5 2 0 0 0 0 0
26. Modified Guaranteed Annuity Model Regulation [Document Identifier 453]	 1 6 0 3 2 2 0 2 4 4 5 3 0 0 0 0 0
27. Actuarial Certification regarding the use of 2001 Preferred Class Tables required by the Model Regulation Permitting the Recognition of Preferred Mortality Tables for Use in Determining Minimum Reserve Liabilities [Document Identifier 454]	 1 6 0 3 2 2 0 2 4 4 5 4 0 0 0 0 0
28. Workers' Compensation Carve-Out Supplement [Document Identifier 495]	 1 6 0 3 2 2 0 2 4 4 9 5 0 0 0 0 0
30. Medicare Part D Coverage Supplement [Document Identifier 365]	 1 6 0 3 2 2 0 2 4 3 6 5 0 0 0 0 0
31. Relief from the five-year rotation requirement for lead audit partner [Document Identifier 224]	 1 6 0 3 2 2 0 2 4 2 2 4 0 0 0 0 0
32. Relief from the one-year cooling off period for independent CPA [Document Identifier 225]	 1 6 0 3 2 2 0 2 4 2 2 5 0 0 0 0 0
33. Relief from the Requirements for Audit Committees [Document Identifier 226]	 1 6 0 3 2 2 0 2 4 2 2 6 0 0 0 0 0
34. VM-20 Reserves Supplement [Document Identifier 456]	 1 6 0 3 2 2 0 2 4 4 5 6 0 0 0 0 0
35. Health Care Receivables Supplement [Document Identifier 475]	 1 6 0 3 2 2 0 2 4 4 7 5 0 0 0 0 0
36. Market Conduct Annual Statement (MCAS) Premium Exhibit [Document Identifier 600]	 1 6 0 3 2 2 0 2 4 6 0 0 0 0 0 0 0
37. Regulatory Asset Adequacy Issues Summary (RAAIS) required by the Valuation Manual [Document Identifier 434]	 1 6 0 3 2 2 0 2 4 4 3 4 0 0 0 0 0
38. Long-Term Care Experience Reporting Forms [Document Identifier 306]	 1 6 0 3 2 2 0 2 4 3 0 6 0 0 0 0 0
39. Credit Insurance Experience Exhibit [Document Identifier 230]	 1 6 0 3 2 2 0 2 4 2 3 0 0 0 0 0 0
40. Accident and Health Policy Experience Exhibit [Document Identifier 210]	 1 6 0 3 2 2 0 2 4 2 1 0 0 0 0 0 0
41. Supplemental Health Care Exhibit (Parts 1 and 2) [Document Identifier 216]	 1 6 0 3 2 2 0 2 4 2 1 6 0 0 0 0 0
42. Actuarial Memorandum Required by Actuarial Guideline XXXVIII 8D [Document Identifier 435]	 1 6 0 3 2 2 0 2 4 4 3 5 0 0 0 0 0
43. Supplemental Term and Universal Life Insurance Reinsurance Exhibit [Document Identifier 345]	 1 6 0 3 2 2 0 2 4 3 4 5 0 0 0 0 0
44. Variable Annuities Supplement [Document Identifier 286]	 1 6 0 3 2 2 0 2 4 2 6 6 0 0 0 0 0
45. Executive Summary of the PBR Actuarial Report [Document Identifier 457]	 1 6 0 3 2 2 0 2 4 4 5 7 0 0 0 0 0

# SUPPLEMENTAL EXHIBITS AND SCHEDULES INTERROGATORIES

46. Life Summary of the PBR Actuarial Report [Document Identifier 458]



47. Variable Annuities Summary of the PBR Actuarial Report  
[Document Identifier 459]



48. Management's Report of Internal Control Over Financial Reporting  
[Document Identifier 223]



**OVERFLOW PAGE FOR WRITE-INS**

**NONE**

**SUMMARY INVESTMENT SCHEDULE**

Investment Categories	Gross Investment Holdings		Admitted Assets as Reported in the Annual Statement			
	1 Amount	2 Percentage of Column 1 Line 13	3 Amount	4 Securities Lending Reinvested Collateral Amount	5 Total (Col. 3 + 4) Amount	6 Percentage of Column 5 Line 13
1. Long-Term Bonds (Schedule D, Part 1):						
1.01 U.S. governments .....	136,693,538	21.394	136,693,538	0	136,693,538	21.394
1.02 All other governments .....	0	0.000	0	0	0	0.000
1.03 U.S. states, territories and possessions, etc. guaranteed .....	0	0.000	0	0	0	0.000
1.04 U.S. political subdivisions of states, territories, and possessions, guaranteed .....	0	0.000	0	0	0	0.000
1.05 U.S. special revenue and special assessment obligations, etc. non-guaranteed .....	147,682,762	23.113	147,682,762	0	147,682,762	23.113
1.06 Industrial and miscellaneous .....	332,749,845	52.078	332,749,845	0	332,749,845	52.078
1.07 Hybrid securities .....	0	0.000	0	0	0	0.000
1.08 Parent, subsidiaries and affiliates .....	0	0.000	0	0	0	0.000
1.09 SVO identified funds .....	0	0.000	0	0	0	0.000
1.10 Unaffiliated bank loans .....	0	0.000	0	0	0	0.000
1.11 Unaffiliated certificates of deposit .....	0	0.000	0	0	0	0.000
1.12 Total long-term bonds .....	617,126,145	96.585	617,126,145	0	617,126,145	96.585
2. Preferred stocks (Schedule D, Part 2, Section 1):						
2.01 Industrial and miscellaneous (Unaffiliated) .....	0	0.000	0	0	0	0.000
2.02 Parent, subsidiaries and affiliates .....	0	0.000	0	0	0	0.000
2.03 Total preferred stocks .....	0	0.000	0	0	0	0.000
3. Common stocks (Schedule D, Part 2, Section 2):						
3.01 Industrial and miscellaneous Publicly traded (Unaffiliated) .....	0	0.000	0	0	0	0.000
3.02 Industrial and miscellaneous Other (Unaffiliated) .....	0	0.000	0	0	0	0.000
3.03 Parent, subsidiaries and affiliates Publicly traded .....	0	0.000	0	0	0	0.000
3.04 Parent, subsidiaries and affiliates Other .....	0	0.000	0	0	0	0.000
3.05 Mutual funds .....	0	0.000	0	0	0	0.000
3.06 Unit investment trusts .....	0	0.000	0	0	0	0.000
3.07 Closed-end funds .....	0	0.000	0	0	0	0.000
3.08 Exchange traded funds .....	0	0.000	0	0	0	0.000
3.09 Total common stocks .....	0	0.000	0	0	0	0.000
4. Mortgage loans (Schedule B):						
4.01 Farm mortgages .....	0	0.000	0	0	0	0.000
4.02 Residential mortgages .....	0	0.000	0	0	0	0.000
4.03 Commercial mortgages .....	0	0.000	0	0	0	0.000
4.04 Mezzanine real estate loans .....	0	0.000	0	0	0	0.000
4.05 Total valuation allowance .....	0	0.000	0	0	0	0.000
4.06 Total mortgage loans .....	0	0.000	0	0	0	0.000
5. Real estate (Schedule A):						
5.01 Properties occupied by company .....	0	0.000	0	0	0	0.000
5.02 Properties held for production of income .....	0	0.000	0	0	0	0.000
5.03 Properties held for sale .....	0	0.000	0	0	0	0.000
5.04 Total real estate .....	0	0.000	0	0	0	0.000
6. Cash, cash equivalents and short-term investments:						
6.01 Cash (Schedule E, Part 1) .....	0	0.000	0	0	0	0.000
6.02 Cash equivalents (Schedule E, Part 2) .....	21,821,775	3.415	21,821,775	0	21,821,775	3.415
6.03 Short-term investments (Schedule DA) .....	0	0.000	0	0	0	0.000
6.04 Total cash, cash equivalents and short-term investments .....	21,821,775	3.415	21,821,775	0	21,821,775	3.415
7. Contract loans .....	0	0.000	0	0	0	0.000
8. Derivatives (Schedule DB) .....	0	0.000	0	0	0	0.000
9. Other invested assets (Schedule BA) .....	0	0.000	0	0	0	0.000
10. Receivables for securities .....	0	0.000	0	0	0	0.000
11. Securities Lending (Schedule DL, Part 1).....	0	0.000	0	XXX	XXX	XXX
12. Other invested assets (Page 2, Line 11) .....	0	0.000	0	0	0	0.000
13. Total invested assets	638,947,920	100.000	638,947,920	0	638,947,920	100.000



## SCHEDULE A - VERIFICATION BETWEEN YEARS

Real Estate

1. Book/adjusted carrying value, December 31 of prior year .....
2. Cost of acquired:
  - 2.1 Actual cost at time of acquisition (Part 2, Column 6) .....
  - 2.2 Additional investment made after acquisition (Part 2, Column 9) .....
3. Current year change in encumbrances:
  - 3.1 Totals, Part 1, Column 13 .....
  - 3.2 Totals, Part 3, Column 11 .....
4. Total gain (loss) on disposals, Part 3, Column 18 .....
5. Deduct amounts received on disposals, Part 3, Column 15 .....
6. Total foreign exchange change in book/adjusted carrying value:
  - 6.1 Totals, Part 1, Column 15 .....
  - 6.2 Totals, Part 3, Column 13 .....
7. Deduct current year's other-than-temporary impairment recognized:
  - 7.1 Totals, Part 1, Column 12 .....
  - 7.2 Totals, Part 3, Column 10 .....
8. Deduct current year's depreciation:
  - 8.1 Totals, Part 1, Column 11 .....
  - 8.2 Totals, Part 3, Column 9 .....
9. Book/adjusted carrying value at the end of current period (Lines 1+2+3+4-5+6-7-8) .....
10. Deduct total nonadmitted amounts .....
11. Statement value at end of current period (Line 9 minus Line 10) .....

**NONE**

## SCHEDULE B - VERIFICATION BETWEEN YEARS

Mortgage Loans

1. Book value/recorded investment excluding accrued interest, December 31 of prior year .....
2. Cost of acquired:
  - 2.1 Actual cost at time of acquisition (Part 2, Column 7) .....
  - 2.2 Additional investment made after acquisition (Part 2, Column 8) .....
3. Capitalized deferred interest and other:
  - 3.1 Totals, Part 1, Column 12 .....
  - 3.2 Totals, Part 3, Column 11 .....
4. Accrual of discount .....
5. Unrealized valuation increase/(decrease):
  - 5.1 Totals, Part 1, Column 9 .....
  - 5.2 Totals, Part 3, Column 8 .....
6. Total gain (loss) on disposals, Part 3, Column 18 .....
7. Deduct amounts received on disposals, Part 3, Column 15 .....
8. Deduct amortization of premium and mortgage interest points and commitment fees .....
9. Total foreign exchange change in book value/recorded investment excluding accrued interest:
  - 9.1 Totals, Part 1, Column 13 .....
  - 9.2 Totals, Part 3, Column 13 .....
10. Deduct current year's other-than-temporary impairment recognized:
  - 10.1 Totals, Part 1, Column 11 .....
  - 10.2 Totals, Part 3, Column 10 .....
11. Book value/recorded investment excluding accrued interest at end of current period (Lines 1+2+3+4+5+6-7-8+9-10) .....
12. Total valuation allowance .....
13. Subtotal (Line 11 plus Line 12) .....
14. Deduct total nonadmitted amounts .....
15. Statement value of mortgages owned at end of current period (Line 13 minus Line 14) .....

**NONE**

ANNUAL STATEMENT FOR THE YEAR 2024 OF THE TLIC Watertree Reinsurance Inc.  
**SCHEDULE BA - VERIFICATION BETWEEN YEARS**  
 Other Long-Term Invested Assets

1.	Book/adjusted carrying value, December 31 of prior year .....	
2.	Cost of acquired:	
	2.1 Actual cost at time of acquisition (Part 2, Column 8) .....	
	2.2 Additional investment made after acquisition (Part 2, Column 9) .....	
3.	Capitalized deferred interest and other:	
	3.1 Totals, Part 1, Column 16 .....	
	3.2 Totals, Part 3, Column 12 .....	
4.	Accrual of discount .....	
5.	Unrealized valuation increase/(decrease):	
	5.1 Totals, Part 1, Column 13 .....	
	5.2 Totals, Part 3, Column 9 .....	
6.	Total gain (loss) on disposals, Part 3, Column 19 .....	
7.	Deduct amounts received on disposals, Part 3, Column 16 .....	
8.	Deduct amortization of premium and depreciation .....	
9.	Total foreign exchange change in book/adjusted carrying value:	
	9.1 Totals, Part 1, Column 17 .....	
	9.2 Totals, Part 3, Column 14 .....	
10.	Deduct current year's other-than-temporary impairment recognized:	
	10.1 Totals, Part 1, Column 15 .....	
	10.2 Totals, Part 3, Column 11 .....	
11.	Book/adjusted carrying value at end of current period (Lines 1+2+3+4+5+6-7-8+9-10) .....	
12.	Deduct total nonadmitted amounts .....	
13.	Statement value at end of current period (Line 11 minus Line 12) .....	

**NONE**

**SCHEDULE D - VERIFICATION BETWEEN YEARS**  
 Bonds and Stocks

1.	Book/adjusted carrying value, December 31 of prior year .....	593,529,728
2.	Cost of bonds and stocks acquired, Part 3, Column 7 .....	113,307,100
3.	Accrual of discount .....	1,253,657
4.	Unrealized valuation increase/(decrease):	
	4.1. Part 1, Column 12 .....	0
	4.2. Part 2, Section 1, Column 15 .....	0
	4.3. Part 2, Section 2, Column 13 .....	0
	4.4. Part 4, Column 11 .....	0
5.	Total gain (loss) on disposals, Part 4, Column 19 .....	0
6.	Deduction consideration for bonds and stocks disposed of, Part 4, Column 7 .....	89,500,894
7.	Deduct amortization of premium .....	1,463,442
8.	Total foreign exchange change in book/adjusted carrying value:	
	8.1. Part 1, Column 15 .....	0
	8.2. Part 2, Section 1, Column 19 .....	0
	8.3. Part 2, Section 2, Column 16 .....	0
	8.4. Part 4, Column 15 .....	0
9.	Deduct current year's other-than-temporary impairment recognized:	
	9.1. Part 1, Column 14 .....	0
	9.2. Part 2, Section 1, Column 17 .....	0
	9.3. Part 2, Section 2, Column 14 .....	0
	9.4. Part 4, Column 13 .....	0
10.	Total investment income recognized as a result of prepayment penalties and/or acceleration fees, Note 5Q, Line 2 .....	0
11.	Book/adjusted carrying value at end of current period (Lines 1+2+3+4+5-6-7+8-9+10) .....	617,126,149
12.	Deduct total nonadmitted amounts .....	0
13.	Statement value at end of current period (Line 11 minus Line 12) .....	617,126,149

**SCHEDULE D - SUMMARY BY COUNTRY**

Long-Term Bonds and Stocks OWNED December 31 of Current Year

Description		1 Book/Adjusted Carrying Value	2 Fair Value	3 Actual Cost	4 Par Value of Bonds
<b>BONDS</b>					
Governments (Including all obligations guaranteed by governments)	1. United States .....	136,693,538	131,035,185	135,591,622	137,000,000
	2. Canada .....	0	0	0	0
	3. Other Countries	0	0	0	0
	4. Totals	136,693,538	131,035,185	135,591,622	137,000,000
U.S. States, Territories and Possessions (Direct and guaranteed)	5. Totals	0	0	0	0
U.S. Political Subdivisions of States, Territories and Possessions (Direct and guaranteed)	6. Totals	0	0	0	0
U.S. Special Revenue and Special Assessment Obligations and all Non- Guaranteed Obligations of Agencies and Authorities of Governments and their Political Subdivisions	7. Totals	147,682,762	138,633,200	150,269,689	146,062,654
Industrial and Miscellaneous, SVO Identified Funds, Unaffiliated Bank Loans, Unaffiliated Certificates of Deposit and Hybrid Securities (unaffiliated)	8. United States .....	243,315,900	235,328,820	243,149,970	244,750,148
	9. Canada .....	0	0	0	0
	10. Other Countries	89,433,944	88,974,802	89,247,179	89,467,349
	11. Totals	332,749,845	324,303,622	332,397,149	334,217,497
Parent, Subsidiaries and Affiliates	12. Totals	0	0	0	0
	13. Total Bonds	617,126,145	593,972,007	618,258,460	617,280,151
<b>PREFERRED STOCKS</b>					
Industrial and Miscellaneous (unaffiliated)	14. United States .....	0	0	0	
	15. Canada .....	0	0	0	
	16. Other Countries	0	0	0	
	17. Totals	0	0	0	
Parent, Subsidiaries and Affiliates	18. Totals	0	0	0	
	19. Total Preferred Stocks	0	0	0	
<b>COMMON STOCKS</b>					
Industrial and Miscellaneous (unaffiliated), Mutual Funds, Unit Investment Trusts, Closed-End Funds and Exchange Traded Funds	20. United States .....	0	0	0	
	21. Canada .....	0	0	0	
	22. Other Countries	0	0	0	
	23. Totals	0	0	0	
Parent, Subsidiaries and Affiliates	24. Totals	0	0	0	
	25. Total Common Stocks	0	0	0	
	26. Total Stocks	0	0	0	
	27. Total Bonds and Stocks	617,126,145	593,972,007	618,258,460	

ANNUAL STATEMENT FOR THE YEAR 2024 OF THE TLIC Watertree Reinsurance Inc.

**SCHEDULE D - PART 1A - SECTION 1**

Quality and Maturity Distribution of All Bonds Owned December 31, at Book/Adjusted Carrying Values by Major Types of Issues and NAIC Designations

NAIC Designation	1 1 Year or Less	2 Over 1 Year Through 5 Years	3 Over 5 Years Through 10 Years	4 Over 10 Years Through 20 Years	5 Over 20 Years	6 No Maturity Date	7 Total Current Year	8 Col. 7 as a % of Line 12.7	9 Total from Col. 7 Prior Year	10 % From Col. 8 Prior Year	11 Total Publicly Traded	12 Total Privately Placed (a)
<b>1. U.S. Governments</b>												
1.1 NAIC 1	0	136,693,538	0	0	0	XXX	136,693,538	22.2	136,541,415	23.0	136,693,538	0
1.2 NAIC 2	0	0	0	0	0	XXX	0	0.0	0	0.0	0	0
1.3 NAIC 3	0	0	0	0	0	XXX	0	0.0	0	0.0	0	0
1.4 NAIC 4	0	0	0	0	0	XXX	0	0.0	0	0.0	0	0
1.5 NAIC 5	0	0	0	0	0	XXX	0	0.0	0	0.0	0	0
1.6 NAIC 6	0	0	0	0	0	XXX	0	0.0	0	0.0	0	0
1.7 Totals	0	136,693,538	0	0	0	XXX	136,693,538	22.2	136,541,415	23.0	136,693,538	0
<b>2. All Other Governments</b>												
2.1 NAIC 1	0	0	0	0	0	XXX	0	0.0	0	0.0	0	0
2.2 NAIC 2	0	0	0	0	0	XXX	0	0.0	0	0.0	0	0
2.3 NAIC 3	0	0	0	0	0	XXX	0	0.0	0	0.0	0	0
2.4 NAIC 4	0	0	0	0	0	XXX	0	0.0	0	0.0	0	0
2.5 NAIC 5	0	0	0	0	0	XXX	0	0.0	0	0.0	0	0
2.6 NAIC 6	0	0	0	0	0	XXX	0	0.0	0	0.0	0	0
2.7 Totals	0	0	0	0	0	XXX	0	0.0	0	0.0	0	0
<b>3. U.S. States, Territories and Possessions etc., Guaranteed</b>												
3.1 NAIC 1	0	0	0	0	0	XXX	0	0.0	0	0.0	0	0
3.2 NAIC 2	0	0	0	0	0	XXX	0	0.0	0	0.0	0	0
3.3 NAIC 3	0	0	0	0	0	XXX	0	0.0	0	0.0	0	0
3.4 NAIC 4	0	0	0	0	0	XXX	0	0.0	0	0.0	0	0
3.5 NAIC 5	0	0	0	0	0	XXX	0	0.0	0	0.0	0	0
3.6 NAIC 6	0	0	0	0	0	XXX	0	0.0	0	0.0	0	0
3.7 Totals	0	0	0	0	0	XXX	0	0.0	0	0.0	0	0
<b>4. U.S. Political Subdivisions of States, Territories and Possessions, Guaranteed</b>												
4.1 NAIC 1	0	0	0	0	0	XXX	0	0.0	0	0.0	0	0
4.2 NAIC 2	0	0	0	0	0	XXX	0	0.0	0	0.0	0	0
4.3 NAIC 3	0	0	0	0	0	XXX	0	0.0	0	0.0	0	0
4.4 NAIC 4	0	0	0	0	0	XXX	0	0.0	0	0.0	0	0
4.5 NAIC 5	0	0	0	0	0	XXX	0	0.0	0	0.0	0	0
4.6 NAIC 6	0	0	0	0	0	XXX	0	0.0	0	0.0	0	0
4.7 Totals	0	0	0	0	0	XXX	0	0.0	0	0.0	0	0
<b>5. U.S. Special Revenue &amp; Special Assessment Obligations, etc., Non-Guaranteed</b>												
5.1 NAIC 1	15,072,725	112,833,368	19,776,669	0	0	XXX	147,682,762	23.9	149,418,720	25.2	147,682,762	0
5.2 NAIC 2	0	0	0	0	0	XXX	0	0.0	0	0.0	0	0
5.3 NAIC 3	0	0	0	0	0	XXX	0	0.0	0	0.0	0	0
5.4 NAIC 4	0	0	0	0	0	XXX	0	0.0	0	0.0	0	0
5.5 NAIC 5	0	0	0	0	0	XXX	0	0.0	0	0.0	0	0
5.6 NAIC 6	0	0	0	0	0	XXX	0	0.0	0	0.0	0	0
5.7 Totals	15,072,725	112,833,368	19,776,669	0	0	XXX	147,682,762	23.9	149,418,720	25.2	147,682,762	0

S105

ANNUAL STATEMENT FOR THE YEAR 2024 OF THE TLIC Watertree Reinsurance Inc.

**SCHEDULE D - PART 1A - SECTION 1 (Continued)**

Quality and Maturity Distribution of All Bonds Owned December 31, at Book/Adjusted Carrying Values by Major Types of Issues and NAIC Designations

NAIC Designation	1 1 Year or Less	2 Over 1 Year Through 5 Years	3 Over 5 Years Through 10 Years	4 Over 10 Years Through 20 Years	5 Over 20 Years	6 No Maturity Date	7 Total Current Year	8 Col. 7 as a % of Line 12.7	9 Total from Col. 7 Prior Year	10 % From Col. 8 Prior Year	11 Total Publicly Traded	12 Total Privately Placed (a)
<b>6. Industrial &amp; Miscellaneous (Unaffiliated)</b>												
6.1 NAIC 1	44,347,305	177,836,920	110,565,620	0	0	XXX	332,749,845	53.9	307,569,589	51.8	202,308,190	130,441,655
6.2 NAIC 2	0	0	0	0	0	XXX	0	0.0	0	0.0	0	0
6.3 NAIC 3	0	0	0	0	0	XXX	0	0.0	0	0.0	0	0
6.4 NAIC 4	0	0	0	0	0	XXX	0	0.0	0	0.0	0	0
6.5 NAIC 5	0	0	0	0	0	XXX	0	0.0	0	0.0	0	0
6.6 NAIC 6	0	0	0	0	0	XXX	0	0.0	0	0.0	0	0
6.7 Totals	44,347,305	177,836,920	110,565,620	0	0	XXX	332,749,845	53.9	307,569,589	51.8	202,308,190	130,441,655
<b>7. Hybrid Securities</b>												
7.1 NAIC 1	0	0	0	0	0	XXX	0	0.0	0	0.0	0	0
7.2 NAIC 2	0	0	0	0	0	XXX	0	0.0	0	0.0	0	0
7.3 NAIC 3	0	0	0	0	0	XXX	0	0.0	0	0.0	0	0
7.4 NAIC 4	0	0	0	0	0	XXX	0	0.0	0	0.0	0	0
7.5 NAIC 5	0	0	0	0	0	XXX	0	0.0	0	0.0	0	0
7.6 NAIC 6	0	0	0	0	0	XXX	0	0.0	0	0.0	0	0
7.7 Totals	0	0	0	0	0	XXX	0	0.0	0	0.0	0	0
<b>8. Parent, Subsidiaries and Affiliates</b>												
8.1 NAIC 1	0	0	0	0	0	XXX	0	0.0	0	0.0	0	0
8.2 NAIC 2	0	0	0	0	0	XXX	0	0.0	0	0.0	0	0
8.3 NAIC 3	0	0	0	0	0	XXX	0	0.0	0	0.0	0	0
8.4 NAIC 4	0	0	0	0	0	XXX	0	0.0	0	0.0	0	0
8.5 NAIC 5	0	0	0	0	0	XXX	0	0.0	0	0.0	0	0
8.6 NAIC 6	0	0	0	0	0	XXX	0	0.0	0	0.0	0	0
8.7 Totals	0	0	0	0	0	XXX	0	0.0	0	0.0	0	0
<b>9. SVO Identified Funds</b>												
9.1 NAIC 1	XXX	XXX	XXX	XXX	XXX	0	0	0.0	0	0.0	0	0
9.2 NAIC 2	XXX	XXX	XXX	XXX	XXX	0	0	0.0	0	0.0	0	0
9.3 NAIC 3	XXX	XXX	XXX	XXX	XXX	0	0	0.0	0	0.0	0	0
9.4 NAIC 4	XXX	XXX	XXX	XXX	XXX	0	0	0.0	0	0.0	0	0
9.5 NAIC 5	XXX	XXX	XXX	XXX	XXX	0	0	0.0	0	0.0	0	0
9.6 NAIC 6	XXX	XXX	XXX	XXX	XXX	0	0	0.0	0	0.0	0	0
9.7 Totals	XXX	XXX	XXX	XXX	XXX	0	0	0.0	0	0.0	0	0
<b>10. Unaffiliated Bank Loans</b>												
10.1 NAIC 1	0	0	0	0	0	XXX	0	0.0	0	0.0	0	0
10.2 NAIC 2	0	0	0	0	0	XXX	0	0.0	0	0.0	0	0
10.3 NAIC 3	0	0	0	0	0	XXX	0	0.0	0	0.0	0	0
10.4 NAIC 4	0	0	0	0	0	XXX	0	0.0	0	0.0	0	0
10.5 NAIC 5	0	0	0	0	0	XXX	0	0.0	0	0.0	0	0
10.6 NAIC 6	0	0	0	0	0	XXX	0	0.0	0	0.0	0	0
10.7 Totals	0	0	0	0	0	XXX	0	0.0	0	0.0	0	0
<b>11. Unaffiliated Certificates of Deposit</b>												
11.1 NAIC 1	0	0	0	0	0	XXX	0	0.0	0	0.0	0	0
11.2 NAIC 2	0	0	0	0	0	XXX	0	0.0	0	0.0	0	0
11.3 NAIC 3	0	0	0	0	0	XXX	0	0.0	0	0.0	0	0
11.4 NAIC 4	0	0	0	0	0	XXX	0	0.0	0	0.0	0	0
11.5 NAIC 5	0	0	0	0	0	XXX	0	0.0	0	0.0	0	0
11.6 NAIC 6	0	0	0	0	0	XXX	0	0.0	0	0.0	0	0
11.7 Totals	0	0	0	0	0	XXX	0	0.0	0	0.0	0	0

9015

ANNUAL STATEMENT FOR THE YEAR 2024 OF THE TLIC Watertree Reinsurance Inc.

**SCHEDULE D - PART 1A - SECTION 1 (Continued)**

Quality and Maturity Distribution of All Bonds Owned December 31, at Book/Adjusted Carrying Values by Major Types of Issues and NAIC Designations

NAIC Designation	1 1 Year or Less	2 Over 1 Year Through 5 Years	3 Over 5 Years Through 10 Years	4 Over 10 Years Through 20 Years	5 Over 20 Years	6 No Maturity Date	7 Total Current Year	8 Col. 7 as a % of Line 12.7	9 Total from Col. 7 Prior Year	10 % From Col. 8 Prior Year	11 Total Publicly Traded	12 Total Privately Placed (a)
<b>12. Total Bonds Current Year</b>												
12.1 NAIC 1	(d) 59,420,030	427,363,827	130,342,288	0	0	0	617,126,145	100.0	XXX	XXX	486,684,490	130,441,655
12.2 NAIC 2	(d) 0	0	0	0	0	0	0	0.0	XXX	XXX	0	0
12.3 NAIC 3	(d) 0	0	0	0	0	0	0	0.0	XXX	XXX	0	0
12.4 NAIC 4	(d) 0	0	0	0	0	0	0	0.0	XXX	XXX	0	0
12.5 NAIC 5	(d) 0	0	0	0	0	0	0	0.0	XXX	XXX	0	0
12.6 NAIC 6	(d) 0	0	0	0	0	0	(c) 0	0.0	XXX	XXX	0	0
12.7 Totals	59,420,030	427,363,827	130,342,288	0	0	0	(b) 617,126,145	100.0	XXX	XXX	486,684,490	130,441,655
12.8 Line 12.7 as a % of Col. 7	9.6	69.3	21.1	0.0	0.0	0.0	100.0	XXX	XXX	XXX	78.9	21.1
<b>13. Total Bonds Prior Year</b>												
13.1 NAIC 1	44,041,051	402,399,110	147,089,563	0	0	0	XXX	XXX	593,529,724	100.0	465,594,970	127,934,754
13.2 NAIC 2	0	0	0	0	0	0	XXX	XXX	0	0.0	0	0
13.3 NAIC 3	0	0	0	0	0	0	XXX	XXX	0	0.0	0	0
13.4 NAIC 4	0	0	0	0	0	0	XXX	XXX	0	0.0	0	0
13.5 NAIC 5	0	0	0	0	0	0	XXX	XXX	(c) 0	0.0	0	0
13.6 NAIC 6	0	0	0	0	0	0	XXX	XXX	(c) 0	0.0	0	0
13.7 Totals	44,041,051	402,399,110	147,089,563	0	0	0	XXX	XXX	(b) 593,529,724	100.0	465,594,970	127,934,754
13.8 Line 13.7 as a % of Col. 9	7.4	67.8	24.8	0.0	0.0	0.0	XXX	XXX	100.0	XXX	78.4	21.6
<b>14. Total Publicly Traded Bonds</b>												
14.1 NAIC 1	39,020,611	350,500,364	97,163,516	0	0	0	486,684,490	78.9	465,594,970	78.4	486,684,490	XXX
14.2 NAIC 2	0	0	0	0	0	0	0	0.0	0	0.0	0	XXX
14.3 NAIC 3	0	0	0	0	0	0	0	0.0	0	0.0	0	XXX
14.4 NAIC 4	0	0	0	0	0	0	0	0.0	0	0.0	0	XXX
14.5 NAIC 5	0	0	0	0	0	0	0	0.0	0	0.0	0	XXX
14.6 NAIC 6	0	0	0	0	0	0	0	0.0	0	0.0	0	XXX
14.7 Totals	39,020,611	350,500,364	97,163,516	0	0	0	486,684,490	78.9	465,594,970	78.4	486,684,490	XXX
14.8 Line 14.7 as a % of Col. 7	8.0	72.0	20.0	0.0	0.0	0.0	100.0	XXX	XXX	XXX	100.0	XXX
14.9 Line 14.7 as a % of Line 12.7, Col. 7, Section 12	6.3	56.8	15.7	0.0	0.0	0.0	78.9	XXX	XXX	XXX	78.9	XXX
<b>15. Total Privately Placed Bonds</b>												
15.1 NAIC 1	20,399,418	76,863,463	33,178,773	0	0	0	130,441,655	21.1	127,934,754	21.6	XXX	130,441,655
15.2 NAIC 2	0	0	0	0	0	0	0	0.0	0	0.0	XXX	0
15.3 NAIC 3	0	0	0	0	0	0	0	0.0	0	0.0	XXX	0
15.4 NAIC 4	0	0	0	0	0	0	0	0.0	0	0.0	XXX	0
15.5 NAIC 5	0	0	0	0	0	0	0	0.0	0	0.0	XXX	0
15.6 NAIC 6	0	0	0	0	0	0	0	0.0	0	0.0	XXX	0
15.7 Totals	20,399,418	76,863,463	33,178,773	0	0	0	130,441,655	21.1	127,934,754	21.6	XXX	130,441,655
15.8 Line 15.7 as a % of Col. 7	15.6	58.9	25.4	0.0	0.0	0.0	100.0	XXX	XXX	XXX	XXX	100.0
15.9 Line 15.7 as a % of Line 12.7, Col. 7, Section 12	3.3	12.5	5.4	0.0	0.0	0.0	21.1	XXX	XXX	XXX	XXX	21.1

(a) Includes \$ 130,441,655 freely tradable under SEC Rule 144 or qualified for resale under SEC Rule 144A.  
 (b) Includes \$ 0 current year of bonds with Z designations and \$ 0 prior year of bonds with Z designations. The letter "Z" means the NAIC designation was not assigned by the Securities Valuation Office (SVO) at the date of the statement.  
 (c) Includes \$ 0 current year, \$ 0 prior year of bonds with 5GI designations and \$ 0 current year, \$ 0 prior year of bonds with 6\* designations. "5GI" means the NAIC designation was assigned by the (SVO) in reliance on the insurer's certification that the issuer is current in all principal and interest payments. "6\*" means the NAIC designation was assigned by the SVO due to inadequate certification of principal and interest payments.  
 (d) Includes the following amount of short-term and cash equivalent bonds by NAIC designation: NAIC 1 \$ 0 ; NAIC 2 \$ 0 ; NAIC 3 \$ 0 ; NAIC 4 \$ 0 ; NAIC 5 \$ 0 ; NAIC 6 \$ 0

S107

ANNUAL STATEMENT FOR THE YEAR 2024 OF THE TLIC Watertree Reinsurance Inc.

**SCHEDULE D - PART 1A - SECTION 2**

Maturity Distribution of All Bonds Owned December 31, at Book/Adjusted Carrying Values by Major Type and Subtype of Issues

Distribution by Type	1 1 Year or Less	2 Over 1 Year Through 5 Years	3 Over 5 Years Through 10 Years	4 Over 10 Years Through 20 Years	5 Over 20 Years	6 No Maturity Date	7 Total Current Year	8 Col. 7 as a % of Line 12.09	9 Total from Col. 7 Prior Year	10 % From Col. 8 Prior Year	11 Total Publicly Traded	12 Total Privately Placed
<b>1. U.S. Governments</b>												
1.01 Issuer Obligations	0	136,693,538	0	0	0	XXX	136,693,538	22.2	136,541,415	23.0	136,693,538	0
1.02 Residential Mortgage-Backed Securities	0	0	0	0	0	XXX	0	0.0	0	0.0	0	0
1.03 Commercial Mortgage-Backed Securities	0	0	0	0	0	XXX	0	0.0	0	0.0	0	0
1.04 Other Loan-Backed and Structured Securities	0	0	0	0	0	XXX	0	0.0	0	0.0	0	0
1.05 Totals	0	136,693,538	0	0	0	XXX	136,693,538	22.2	136,541,415	23.0	136,693,538	0
<b>2. All Other Governments</b>												
2.01 Issuer Obligations	0	0	0	0	0	XXX	0	0.0	0	0.0	0	0
2.02 Residential Mortgage-Backed Securities	0	0	0	0	0	XXX	0	0.0	0	0.0	0	0
2.03 Commercial Mortgage-Backed Securities	0	0	0	0	0	XXX	0	0.0	0	0.0	0	0
2.04 Other Loan-Backed and Structured Securities	0	0	0	0	0	XXX	0	0.0	0	0.0	0	0
2.05 Totals	0	0	0	0	0	XXX	0	0.0	0	0.0	0	0
<b>3. U.S. States, Territories and Possessions, Guaranteed</b>												
3.01 Issuer Obligations	0	0	0	0	0	XXX	0	0.0	0	0.0	0	0
3.02 Residential Mortgage-Backed Securities	0	0	0	0	0	XXX	0	0.0	0	0.0	0	0
3.03 Commercial Mortgage-Backed Securities	0	0	0	0	0	XXX	0	0.0	0	0.0	0	0
3.04 Other Loan-Backed and Structured Securities	0	0	0	0	0	XXX	0	0.0	0	0.0	0	0
3.05 Totals	0	0	0	0	0	XXX	0	0.0	0	0.0	0	0
<b>4. U.S. Political Subdivisions of States, Territories and Possessions, Guaranteed</b>												
4.01 Issuer Obligations	0	0	0	0	0	XXX	0	0.0	0	0.0	0	0
4.02 Residential Mortgage-Backed Securities	0	0	0	0	0	XXX	0	0.0	0	0.0	0	0
4.03 Commercial Mortgage-Backed Securities	0	0	0	0	0	XXX	0	0.0	0	0.0	0	0
4.04 Other Loan-Backed and Structured Securities	0	0	0	0	0	XXX	0	0.0	0	0.0	0	0
4.05 Totals	0	0	0	0	0	XXX	0	0.0	0	0.0	0	0
<b>5. U.S. Special Revenue &amp; Special Assessment Obligations etc., Non-Guaranteed</b>												
5.01 Issuer Obligations	0	0	0	0	0	XXX	0	0.0	0	0.0	0	0
5.02 Residential Mortgage-Backed Securities	0	0	0	0	0	XXX	0	0.0	0	0.0	0	0
5.03 Commercial Mortgage-Backed Securities	15,072,725	112,833,368	19,776,669	0	0	XXX	147,682,762	23.9	149,418,720	25.2	147,682,762	0
5.04 Other Loan-Backed and Structured Securities	0	0	0	0	0	XXX	0	0.0	0	0.0	0	0
5.05 Totals	15,072,725	112,833,368	19,776,669	0	0	XXX	147,682,762	23.9	149,418,720	25.2	147,682,762	0
<b>6. Industrial and Miscellaneous</b>												
6.01 Issuer Obligations	8,406,582	34,126,932	45,115,121	0	0	XXX	87,648,636	14.2	89,960,020	15.2	68,009,585	19,639,051
6.02 Residential Mortgage-Backed Securities	0	0	0	0	0	XXX	0	0.0	0	0.0	0	0
6.03 Commercial Mortgage-Backed Securities	12,541,432	65,053,676	47,856,537	0	0	XXX	125,451,646	20.3	105,130,829	17.7	125,451,646	0
6.04 Other Loan-Backed and Structured Securities	23,399,290	78,656,312	17,593,961	0	0	XXX	119,649,563	19.4	112,478,740	19.0	8,846,959	110,802,604
6.05 Totals	44,347,305	177,836,920	110,565,620	0	0	XXX	332,749,845	53.9	307,569,589	51.8	202,308,190	130,441,655
<b>7. Hybrid Securities</b>												
7.01 Issuer Obligations	0	0	0	0	0	XXX	0	0.0	0	0.0	0	0
7.02 Residential Mortgage-Backed Securities	0	0	0	0	0	XXX	0	0.0	0	0.0	0	0
7.03 Commercial Mortgage-Backed Securities	0	0	0	0	0	XXX	0	0.0	0	0.0	0	0
7.04 Other Loan-Backed and Structured Securities	0	0	0	0	0	XXX	0	0.0	0	0.0	0	0
7.05 Totals	0	0	0	0	0	XXX	0	0.0	0	0.0	0	0
<b>8. Parent, Subsidiaries and Affiliates</b>												
8.01 Issuer Obligations	0	0	0	0	0	XXX	0	0.0	0	0.0	0	0
8.02 Residential Mortgage-Backed Securities	0	0	0	0	0	XXX	0	0.0	0	0.0	0	0
8.03 Commercial Mortgage-Backed Securities	0	0	0	0	0	XXX	0	0.0	0	0.0	0	0
8.04 Other Loan-Backed and Structured Securities	0	0	0	0	0	XXX	0	0.0	0	0.0	0	0
8.05 Affiliated Bank Loans - Issued	0	0	0	0	0	XXX	0	0.0	0	0.0	0	0
8.06 Affiliated Bank Loans - Acquired	0	0	0	0	0	XXX	0	0.0	0	0.0	0	0
8.07 Totals	0	0	0	0	0	XXX	0	0.0	0	0.0	0	0

8018

ANNUAL STATEMENT FOR THE YEAR 2024 OF THE TLIC Watertree Reinsurance Inc.

**SCHEDULE D - PART 1A - SECTION 2 (Continued)**

Maturity Distribution of All Bonds Owned December 31, at Book/Adjusted Carrying Values by Major Type and Subtype of Issues

Distribution by Type	1 1 Year or Less	2 Over 1 Year Through 5 Years	3 Over 5 Years Through 10 Years	4 Over 10 Years Through 20 Years	5 Over 20 Years	6 No Maturity Date	7 Total Current Year	8 Col. 7 as a % of Line 12.09	9 Total from Col. 7 Prior Year	10 % From Col. 8 Prior Year	11 Total Publicly Traded	12 Total Privately Placed
9. SVO Identified Funds												
9.01 Exchange Traded Funds Identified by the SVO	XXX	XXX	XXX	XXX	XXX	0	0	0.0	0	0.0	0	0
10. Unaffiliated Bank Loans												
10.01 Unaffiliated Bank Loans - Issued	0	0	0	0	0	XXX	0	0.0	0	0.0	0	0
10.02 Unaffiliated Bank Loans - Acquired	0	0	0	0	0	XXX	0	0.0	0	0.0	0	0
10.03 Totals	0	0	0	0	0	XXX	0	0.0	0	0.0	0	0
11. Unaffiliated Certificates of Deposit												
11.01 Totals	0	0	0	0	0	XXX	0	0.0	0	0.0	0	0
12. Total Bonds Current Year												
12.01 Issuer Obligations	8,406,582	170,820,471	45,115,121	0	0	XXX	224,342,174	36.4	XXX	XXX	204,703,124	19,639,051
12.02 Residential Mortgage-Backed Securities	0	0	0	0	0	XXX	0	0.0	XXX	XXX	0	0
12.03 Commercial Mortgage-Backed Securities	27,614,157	177,887,045	67,633,206	0	0	XXX	273,134,408	44.3	XXX	XXX	273,134,408	0
12.04 Other Loan-Backed and Structured Securities	23,399,290	78,656,312	17,593,961	0	0	XXX	119,649,563	19.4	XXX	XXX	8,846,959	110,802,604
12.05 SVO Identified Funds	XXX	XXX	XXX	XXX	XXX	0	0	0.0	XXX	XXX	0	0
12.06 Affiliated Bank Loans	0	0	0	0	0	XXX	0	0.0	XXX	XXX	0	0
12.07 Unaffiliated Bank Loans	0	0	0	0	0	XXX	0	0.0	XXX	XXX	0	0
12.08 Unaffiliated Certificates of Deposit	0	0	0	0	0	XXX	0	0.0	XXX	XXX	0	0
12.09 Totals	59,420,030	427,363,827	130,342,288	0	0	0	617,126,145	100.0	XXX	XXX	486,684,490	130,441,655
12.10 Line 12.09 as a % of Col. 7	9.6	69.3	21.1	0.0	0.0	0.0	100.0	XXX	XXX	XXX	78.9	21.1
13. Total Bonds Prior Year												
13.01 Issuer Obligations	2,627,486	178,698,461	45,175,487	0	0	XXX	XXX	XXX	226,501,435	38.2	207,046,103	19,455,331
13.02 Residential Mortgage-Backed Securities	0	0	0	0	0	XXX	XXX	XXX	0	0.0	0	0
13.03 Commercial Mortgage-Backed Securities	24,902,617	143,582,049	86,064,883	0	0	XXX	XXX	XXX	254,549,549	42.9	254,549,549	0
13.04 Other Loan-Backed and Structured Securities	16,510,948	80,118,600	15,849,192	0	0	XXX	XXX	XXX	112,478,740	19.0	3,999,317	108,479,423
13.05 SVO Identified Funds	XXX	XXX	XXX	XXX	XXX	0	XXX	XXX	0	0.0	0	0
13.06 Affiliated Bank Loans	0	0	0	0	0	XXX	XXX	XXX	0	0.0	0	0
13.07 Unaffiliated Bank Loans	0	0	0	0	0	XXX	XXX	XXX	0	0.0	0	0
13.08 Unaffiliated Certificates of Deposit	0	0	0	0	0	XXX	XXX	XXX	0	0.0	0	0
13.09 Totals	44,041,051	402,399,110	147,089,563	0	0	0	XXX	XXX	593,529,724	100.0	465,594,970	127,934,754
13.10 Line 13.09 as a % of Col. 9	7.4	67.8	24.8	0.0	0.0	0.0	XXX	XXX	100.0	XXX	78.4	21.6
14. Total Publicly Traded Bonds												
14.01 Issuer Obligations	8,406,582	166,766,232	29,530,310	0	0	XXX	204,703,124	33.2	207,046,103	34.9	204,703,124	XXX
14.02 Residential Mortgage-Backed Securities	0	0	0	0	0	XXX	0	0.0	0	0.0	0	XXX
14.03 Commercial Mortgage-Backed Securities	27,614,157	177,887,045	67,633,206	0	0	XXX	273,134,408	44.3	254,549,549	42.9	273,134,408	XXX
14.04 Other Loan-Backed and Structured Securities	2,999,872	5,847,087	0	0	0	XXX	8,846,959	1.4	3,999,317	0.7	8,846,959	XXX
14.05 SVO Identified Funds	XXX	XXX	XXX	XXX	XXX	0	0	0.0	0	0.0	0	XXX
14.06 Affiliated Bank Loans	0	0	0	0	0	XXX	0	0.0	0	0.0	0	XXX
14.07 Unaffiliated Bank Loans	0	0	0	0	0	XXX	0	0.0	0	0.0	0	XXX
14.08 Unaffiliated Certificates of Deposit	0	0	0	0	0	XXX	0	0.0	0	0.0	0	XXX
14.09 Totals	39,020,611	350,500,364	97,163,516	0	0	0	486,684,490	78.9	465,594,970	78.4	486,684,490	XXX
14.10 Line 14.09 as a % of Col. 7	8.0	72.0	20.0	0.0	0.0	0.0	100.0	XXX	XXX	XXX	100.0	XXX
14.11 Line 14.09 as a % of Line 12.09, Col. 7, Section 12	6.3	56.8	15.7	0.0	0.0	0.0	78.9	XXX	XXX	XXX	78.9	XXX
15. Total Privately Placed Bonds												
15.01 Issuer Obligations	0	4,054,239	15,584,812	0	0	XXX	19,639,051	3.2	19,455,331	3.3	XXX	19,639,051
15.02 Residential Mortgage-Backed Securities	0	0	0	0	0	XXX	0	0.0	0	0.0	XXX	0
15.03 Commercial Mortgage-Backed Securities	0	0	0	0	0	XXX	0	0.0	0	0.0	XXX	0
15.04 Other Loan-Backed and Structured Securities	20,399,418	72,809,224	17,593,961	0	0	XXX	110,802,604	18.0	108,479,423	18.3	XXX	110,802,604
15.05 SVO Identified Funds	XXX	XXX	XXX	XXX	XXX	0	0	0.0	0	0.0	XXX	0
15.06 Affiliated Bank Loans	0	0	0	0	0	XXX	0	0.0	0	0.0	XXX	0
15.07 Unaffiliated Bank Loans	0	0	0	0	0	XXX	0	0.0	0	0.0	XXX	0
15.08 Unaffiliated Certificates of Deposit	0	0	0	0	0	XXX	0	0.0	0	0.0	XXX	0
15.09 Totals	20,399,418	76,863,463	33,178,773	0	0	0	130,441,655	21.1	127,934,754	21.6	XXX	130,441,655
15.10 Line 15.09 as a % of Col. 7	15.6	58.9	25.4	0.0	0.0	0.0	100.0	XXX	XXX	XXX	XXX	100.0
15.11 Line 15.09 as a % of Line 12.09, Col. 7, Section 12	3.3	12.5	5.4	0.0	0.0	0.0	21.1	XXX	XXX	XXX	XXX	21.1

6015



Schedule DA - Verification - Short-Term Investments

**N O N E**

Schedule DB - Part A - Verification - Options, Caps, Floors, Collars, Swaps and Forwards

**N O N E**

Schedule DB - Part B - Verification - Futures Contracts

**N O N E**

Schedule DB - Part C - Section 1 - Replication (Synthetic Asset) Transactions (RSATs) Open

**N O N E**

Schedule DB-Part C-Section 2-Reconciliation of Replication (Synthetic Asset) Transactions Open

**N O N E**

Schedule DB - Verification - Book/Adjusted Carrying Value, Fair Value and Potential Exposure of  
Derivatives

**N O N E**

ANNUAL STATEMENT FOR THE YEAR 2024 OF THE TLIC Watertree Reinsurance Inc.  
**SCHEDULE E - PART 2 - VERIFICATION BETWEEN YEARS**

(Cash Equivalents)

	1 Total	2 Bonds	3 Money Market Mutual funds	4 Other (a)
1. Book/adjusted carrying value, December 31 of prior year .....	34,660,044	0	34,660,044	0
2. Cost of cash equivalents acquired .....	124,925,825	0	124,925,825	0
3. Accrual of discount .....	0	0	0	0
4. Unrealized valuation increase/(decrease) .....	0	0	0	0
5. Total gain (loss) on disposals .....	0	0	0	0
6. Deduct consideration received on disposals .....	137,764,094	0	137,764,094	0
7. Deduct amortization of premium .....	0	0	0	0
8. Total foreign exchange change in book/adjusted carrying value .....	0	0	0	0
9. Deduct current year's other-than-temporary impairment recognized .....	0	0	0	0
10. Book/adjusted carrying value at end of current period (Lines 1+2+3+4+5-6-7+8-9) .....	21,821,775	0	21,821,775	0
11. Deduct total nonadmitted amounts .....	0	0	0	0
12. Statement value at end of current period (Line 10 minus Line 11)	21,821,775	0	21,821,775	0

(a) Indicate the category of such investments, for example, joint ventures, transportation equipment:

Schedule A - Part 1 - Real Estate Owned

**NONE**

Schedule A - Part 2 - Real Estate Acquired and Additions Made

**NONE**

Schedule A - Part 3 - Real Estate Disposed

**NONE**

Schedule B - Part 1 - Mortgage Loans Owned

**NONE**

Schedule B - Part 2 - Mortgage Loans Acquired and Additions Made

**NONE**

Schedule B - Part 3 - Mortgage Loans Disposed, Transferred or Repaid

**NONE**

Schedule BA - Part 1 - Other Long-Term Invested Assets Owned

**NONE**

Schedule BA - Part 2 - Other Long-Term Invested Assets Acquired and Additions Made

**NONE**

Schedule BA - Part 3 - Other Long-Term Invested Assets Disposed, Transferred or Repaid

**NONE**

ANNUAL STATEMENT FOR THE YEAR 2024 OF THE TLIC Watertree Reinsurance Inc.

**SCHEDULE D - PART 1**

Showing All Long-Term BONDS Owned December 31 of Current Year

1	2	Codes			6	7	Fair Value		10	11	Change in Book/Adjusted Carrying Value				Interest					Dates	
		3	4	5			8	9			12	13	14	15	16	17	18	19	20	21	22
CUSIP Identification	Description	C o d e	F o r e i g n	B o n d C h a r	NAIC Designation, NAIC Designation Modifier and SVO Administrative Symbol	Actual Cost	Rate Used to Obtain Fair Value	Fair Value	Par Value	Book/ Adjusted Carrying Value	Unrealized Valuation Increase/ (Decrease)	Current Year's (Amortization)/ Accretion	Current Year's Other-Than-Temporary Impairment Recognized	Total Foreign Exchange Change in Book/ Adjusted Carrying Value	Rate of	Effective Rate of	When Paid	Admitted Amount Due and Accrued	Amount Received During Year	Acquired	Stated Contractual Maturity Date
912828-2R-0	UNITED STATES TREASURY				1.A	20,004,768	95.0540	19,010,800	20,000,000	20,001,432	0	(525)	0	0	2.250	2.247	FA	169,973	450,000	09/25/2017	08/15/2027
912828-3W-8	UNITED STATES TREASURY				1.A	18,313,316	95.4850	17,664,725	18,500,000	18,435,729	0	19,409	0	0	2.750	2.867	FA	192,164	508,750	03/07/2018	02/15/2028
912828-4N-7	UNITED STATES TREASURY				1.A	24,912,600	95.5200	23,880,000	25,000,000	24,967,580	0	9,035	0	0	2.875	2.916	MN	93,318	718,750	06/22/2018	05/15/2028
912828-U2-4	UNITED STATES TREASURY				1.A	41,831,522	95.9760	41,749,560	43,500,000	43,151,376	0	180,179	0	0	2.000	2.441	MN	112,956	870,000	02/03/2017	11/15/2026
912828-X8-8	UNITED STATES TREASURY				1.A	30,529,417	95.7670	28,730,100	30,000,000	30,137,422	0	(55,975)	0	0	2.375	2.176	MN	92,507	712,500	06/29/2017	05/15/2027
0019999999	Subtotal - Bonds - U.S. Governments - Issuer Obligations					135,591,622	XXX	131,035,185	137,000,000	136,693,538	0	152,124	0	0	XXX	XXX	XXX	660,918	3,260,000	XXX	XXX
0109999999	Total - U.S. Government Bonds					135,591,622	XXX	131,035,185	137,000,000	136,693,538	0	152,124	0	0	XXX	XXX	XXX	660,918	3,260,000	XXX	XXX
0309999999	Total - All Other Government Bonds					0	XXX	0	0	0	0	0	0	0	XXX	XXX	XXX	0	0	XXX	XXX
0509999999	Total - U.S. States, Territories and Possessions Bonds					0	XXX	0	0	0	0	0	0	0	XXX	XXX	XXX	0	0	XXX	XXX
0709999999	Total - U.S. Political Subdivisions Bonds					0	XXX	0	0	0	0	0	0	0	XXX	XXX	XXX	0	0	XXX	XXX
3137BJ-P6-4	FHMS K-046 A2 - CMBS			4	1.A	14,740,082	99.5468	15,070,044	15,138,654	15,072,725	0	165,445	0	0	3.205	4.413	MON	40,433	485,194	12/16/2022	03/25/2025
3137F2-LJ-3	FHMS K-066 A2 - CMBS			4	1.A	10,299,510	96.7102	9,671,021	10,000,000	10,064,492	0	(34,648)	0	0	3.117	2.757	MON	25,975	311,700	08/09/2017	05/25/2027
3137FA-W3-3	FHMS K-067 A2 - CMBS			4	1.A FE	20,599,000	96.6334	19,326,676	20,000,000	20,138,871	0	(68,573)	0	0	3.194	2.836	MON	53,233	638,800	09/22/2017	07/25/2027
3137FB-BX-3	FHMS K-068 A2 - CMBS			4	1.A FE	10,299,670	96.6652	9,666,520	10,000,000	10,072,030	0	(34,508)	0	0	3.244	2.884	MON	27,033	324,400	10/18/2017	08/25/2027
3137FC-JK-1	FHMS K-070 A2 - CMBS			4	1.A	3,588,589	96.5461	3,112,647	3,224,000	3,379,899	0	(56,914)	0	0	3.303	1.450	MON	8,874	106,489	04/06/2021	11/25/2027
3137FE-AT-9	FHMS K-072 A2 - CMBS			4	1.A	10,299,310	96.7446	9,674,458	10,000,000	10,083,016	0	(34,295)	0	0	3.444	3.082	MON	28,700	344,400	01/23/2018	12/25/2027
3137FE-ZU-7	FHMS K-076 A2 - CMBS			4	1.A	10,043,760	97.7039	8,500,238	8,700,000	9,325,454	0	(194,386)	0	0	3.900	1.530	MON	28,275	339,900	03/29/2021	04/25/2028
3137FG-6X-8	FHMS K-077 A2 - CMBS			4	1.A	10,268,660	97.4868	9,748,677	10,000,000	10,084,932	0	(30,946)	0	0	3.850	3.521	MON	32,083	385,000	06/14/2018	05/25/2028
3137FL-MV-3	FHMS K-090 A2 - CMBS			4	1.A	14,728,125	95.2601	14,289,015	15,000,000	14,741,422	0	13,297	0	0	3.422	3.849	MON	42,775	128,325	09/24/2024	02/25/2029
3137FL-N9-1	FHMS K-091 A2 - CMBS			4	1.A	10,384,375	95.5319	9,553,190	10,000,000	10,162,123	0	(42,277)	0	0	3.505	3.040	MON	29,208	350,500	04/29/2019	03/25/2029
3137FL-YV-0	FHMS K-092 A2 - CMBS			4	1.A	4,119,928	94.5704	3,782,815	4,000,000	4,051,383	0	(13,145)	0	0	3.298	2.938	MON	10,993	131,920	05/21/2019	04/25/2029
3137FP-HK-4	FHMS K-098 A2 - CMBS			4	1.A	10,299,360	90.6174	9,061,743	10,000,000	10,138,405	0	(32,264)	0	0	2.425	2.077	MON	20,208	242,500	10/02/2019	08/25/2029
3137FX-YV-4	FHMS K-126 A2 - CMBS			4	1.A FE	20,599,320	85.8808	17,176,156	20,000,000	20,368,010	0	(62,549)	0	0	2.074	1.730	MON	34,567	414,800	03/09/2021	01/27/2031
0839999999	Subtotal - Bonds - U.S. Special Revenues - Commercial Mortgage-Backed Securities					150,269,689	XXX	138,633,200	146,062,654	147,682,762	0	(425,761)	0	0	XXX	XXX	XXX	382,359	4,203,327	XXX	XXX
0909999999	Total - U.S. Special Revenues Bonds					150,269,689	XXX	138,633,200	146,062,654	147,682,762	0	(425,761)	0	0	XXX	XXX	XXX	382,359	4,203,327	XXX	XXX
02079K-AD-9	ALPHABET INC			1,2	1.C FE	4,650,540	83.1540	4,157,700	5,000,000	4,780,765	0	36,581	0	0	1.100	1.927	FA	20,778	55,000	05/20/2021	08/15/2030
023135-BZ-8	AMAZON.COM INC			1,2	1.D FE	4,824,315	85.4090	4,014,223	4,700,000	4,781,859	0	(12,563)	0	0	2.100	1.798	MN	13,434	98,700	07/14/2021	05/12/2031
023135-CR-5	AMAZON.COM INC			1,2	1.D FE	799,808	99.4100	795,280	800,000	799,841	0	16	0	0	4.700	4.703	JD	3,133	37,600	11/29/2022	12/01/2032
037833-BZ-2	APPLE INC			1,2	1.B FE	3,905,346	96.9920	4,001,890	4,126,000	4,076,703	0	29,612	0	0	2.450	3.225	FA	41,277	101,087	09/12/2018	08/04/2026
084670-BS-6	BERKSHIRE HATHAWAY INC			1,2	1.C FE	3,382,820	98.4650	3,446,275	3,500,000	3,479,055	0	16,793	0	0	3.125	3.639	MS	32,205	109,375	09/29/2018	03/15/2026
21688A-AE-2	COOPERATIVE RABOBANK UA (NEW YORK BRANC			1,2	1.D FE	3,685,820	99.5350	3,638,004	3,655,000	3,655,991	0	(2,562)	0	0	3.375	3.304	MN	13,706	123,356	09/12/2018	05/21/2025
29446M-AF-9	EQUINOR ASA			1,2	1.D FE	4,725,928	92.1420	4,054,248	4,400,000	4,586,082	0	(36,689)	0	0	3.125	2.181	AO	32,465	137,500	07/14/2021	04/06/2030
30231G-AT-9	EXXON MOBIL CORP			1,2	1.D FE	1,124,183	98.4280	1,059,085	1,076,000	1,081,340	0	(5,700)	0	0	3.043	2.492	MS	10,914	32,743	10/06/2016	03/01/2026
30231G-BK-7	EXXON MOBIL CORP			1,2	1.D FE	3,300,330	94.1930	2,825,790	3,000,000	3,176,882	0	(33,398)	0	0	3.482	2.221	MS	29,597	104,460	03/04/2021	03/19/2030
478160-BY-9	JOHNSON & JOHNSON			1,2	1.A FE	7,608,152	97.7630	7,718,389	7,895,000	7,841,373	0	43,218	0	0	2.450	3.032	MS	64,476	193,428	12/06/2018	03/01/2026
478160-CQ-5	JOHNSON & JOHNSON			1,2	1.A FE	2,102,078	83.8850	1,845,470	2,200,000	2,138,246	0	10,280	0	0	1.300	1.824	MS	9,533	28,600	05/20/2021	09/01/2030
59217G-EQ-0	METROPOLITAN LIFE GLOBAL FUNDING I			1,2	1.D FE	4,639,482	90.3090	4,966,995	5,500,000	4,855,867	0	102,808	0	0	2.950	5.544	AO	36,957	162,250	10/27/2022	04/09/2030
594918-BB-9	MICROSOFT CORP			1,2	1.A FE	1,124,782	99.7920	1,089,729	1,092,000	1,092,000	0	(3,818)	0	0	2.700	2.700	FA	11,384	29,484	10/06/2016	02/12/2025
594918-BY-9	MICROSOFT CORP			1,2	1.A FE	8,625,565	97.9600	8,322,010	8,500,000	8,548,920	0	(28,108)	0	0	3.300	2.952	FA	112,979	280,500	04/29/2021	02/06/2027
641062-BD-5	NESTLE HOLDINGS INC			1,2	1.D FE	4,671,300	95.2970	4,764,850	5,000,000	4,730,414	0	27,723	0	0	4.300	5.153	AO	53,750	215,000	10/24/2022	10/01/2032
64952W-EG-4	NEW YORK LIFE GLOBAL FUNDING			1,2	1.A FE	5,997,840	82.3020	4,938,120	6,000,000	5,998,531	0	208	0	0	1.850	1.854	FA	46,250	111,000	07/29/2021	08/01/2031
742718-EP-0	PROCTER & GAMBLE CO			1	1.D FE	1,626,170	98.1840	1,676,983	1,708,000	1,694,635	0	11,872	0	0	2.700	3.440	FA	19,087	46,116	09/12/2018	02/02/2026
742718-FH-7	PROCTER & GAMBLE CO			1	1.D FE	3,037,524	92.1920	2,581,376	2,800,000	2,945,471	0	(26,218)	0	0	3.000	1.950	MS	22,400	84,000	05/20/2021	03/25/2030

ANNUAL STATEMENT FOR THE YEAR 2024 OF THE TLIC Watertree Reinsurance Inc.

**SCHEDULE D - PART 1**

Showing All Long-Term BONDS Owned December 31 of Current Year

1	2	Codes			6	7	Fair Value		10	11	Change in Book/Adjusted Carrying Value				Interest					Dates	
		3	4	5			8	9			12	13	14	15	16	17	18	19	20	21	22
CUSIP Identification	Description	C o d e	F o r e i g n	B o n d C h a r	NAIC Designation, NAIC Designation Modifier and SVO Administrative Symbol	Actual Cost	Rate Used to Obtain Fair Value	Fair Value	Par Value	Book/ Adjusted Carrying Value	Unrealized Valuation Increase/(Decrease)	Current Year's (Amortization)/ Accretion	Current Year's Other-Than-Temporary Impairment Recognized	Total Foreign Exchange Change in Book/ Adjusted Carrying Value	Rate of	Effective Rate of	When Paid	Admitted Amount Due and Accrued	Amount Received During Year	Acquired	Stated Contractual Maturity Date
822582-BX-9	SHELL INTERNATIONAL FINANCE BV	C	1		1.D FE	3,026,458	.96 7510	3,047,657	3,150,000	3,120,739	0	16,589	0	0	2.500	3.067	MS	23,844	78,750	02/13/2019	09/12/2026
822582-CG-5	SHELL INTERNATIONAL FINANCE BV	C	1,2		1.D FE	1,580,145	.91 6390	1,374,585	1,500,000	1,548,094	0	(9,041)	0	0	2.750	2.072	AO	9,740	41,250	07/14/2021	04/06/2030
86959L-AL-7	SVENSKA HANDELSBANKEN AB	C			1.C FE	3,942,100	.98 6600	4,139,774	4,196,000	4,054,239	0	52,981	0	0	3.950	5.448	JD	9,668	165,742	10/25/2022	06/10/2027
90331H-MS-9	US BANK NA	C	2		1.F FE	3,576,090	.99 8140	3,653,192	3,660,000	3,658,591	0	15,664	0	0	2.800	3.355	JJ	43,839	102,480	09/12/2018	01/27/2025
92826C-AM-4	VISA INC		1,2		1.D FE	4,072,050	.87 4490	4,372,450	5,000,000	4,308,690	0	111,613	0	0	2.050	5.065	AO	21,639	102,500	10/24/2021	04/15/2030
931142-EQ-2	WALMART INC		1,2		1.C FE	234,373	.91 0580	203,970	224,000	229,928	0	(1,263)	0	0	2.375	1.758	MS	1,433	5,320	05/20/2022	09/24/2029
931142-EY-5	WALMART INC		1,2		1.C FE	455,355	.96 2970	433,337	450,000	454,378	0	(485)	0	0	4.150	3.998	MS	5,810	18,675	12/07/2022	09/09/2032
1019999999	Subtotal - Bonds - Industrial and Miscellaneous (Unaffiliated) - Issuer Obligations					86,718,554	XXX	83,121,381	89,132,000	87,648,636	0	316,102	0	0	XXX	XXX	XXX	690,299	2,464,915	XXX	XXX
05493Y-AE-8	BBCMS 2024-C30 A5 - CMBS		4		1.A	5,149,795	102.1819	5,109,096	5,000,000	5,148,410	0	(1,385)	0	0	5.532	5.171	MON	23,050	23,050	10/31/2024	11/16/2057
05554F-AD-7	BBCMS 2023-C22 A5 - CMBS		4		1.A	5,149,862	110.9150	5,545,751	5,000,000	5,135,749	0	(12,416)	0	0	6.804	6.442	MON	28,350	340,200	10/19/2023	11/17/2056
05555A-AD-7	BBCMS 2024-C26 A5 - CMBS		4		1.A	5,149,715	104.3580	5,217,902	5,000,000	5,142,088	0	(7,627)	0	0	5.829	5.466	MON	24,288	170,013	05/09/2024	05/17/2057
06539W-BB-1	BANK 2020-BNK25 A5 - CMBS		4		1.A	5,118,168	.88 3847	4,763,937	5,390,000	5,180,387	0	33,783	0	0	2.649	3.457	MON	11,898	142,781	10/05/2022	01/18/2063
065402-BC-2	BANK 2019-BNK18 A4 - CMBS		4		1.A	3,089,964	.91 2382	2,737,145	3,000,000	3,040,907	0	(9,480)	0	0	3.584	3.235	MON	8,960	107,520	05/21/2019	05/17/2062
065403-BC-0	BANK 2019-BNK17 A4 - CMBS		4		1.A	3,089,754	.94 6305	2,838,916	3,000,000	3,039,281	0	(9,498)	0	0	3.714	3.366	MON	9,285	111,420	03/21/2019	06/15/2052
065405-AE-2	BANK 2019-BNK16 A4 - CMBS		4		1.A	4,605,457	.95 6299	4,437,227	4,640,000	4,592,643	0	8,234	0	0	4.005	4.265	MON	15,486	185,832	09/27/2022	02/16/2052
06540C-BF-3	BANK 2021-BNK35 A5 - CMBS		4		1.A	4,324,805	.83 7381	4,186,907	5,000,000	4,490,927	0	66,093	0	0	2.285	4.078	MON	9,521	114,250	05/25/2022	06/17/2064
06540G-AV-0	BANK 2024-BN47 A5 - CMBS		4		1.A	5,149,795	103.4599	5,172,995	5,000,000	5,143,209	0	(6,586)	0	0	5.716	5.347	MON	23,817	142,900	06/11/2024	06/15/2057
06540J-BG-6	BANK 2020-BNK26 A4 - CMBS		4		1.A	4,101,953	.87 1472	4,357,362	5,000,000	4,340,695	0	109,290	0	0	2.403	5.414	MON	10,013	120,150	09/26/2022	03/16/2063
06540L-BF-3	BANK 2021-BNK37 A5 - CMBS		4		1.A	5,191,211	.84 6383	4,231,916	5,000,000	5,135,278	0	(18,982)	0	0	2.618	2.183	MON	10,908	130,900	12/22/2021	11/18/2064
06541G-AH-0	BANK 2024-BNK48 A5 - CMBS		4		1.A	5,149,730	.98 4309	4,921,544	5,000,000	5,146,833	0	(2,897)	0	0	5.053	4.695	MON	2,083	42,108	09/27/2024	10/17/2057
066043-AB-6	BANK5 2024-5YR6 A3 - CMBS		4		1.A	5,099,819	103.9259	5,196,294	5,000,000	5,086,318	0	(13,501)	0	0	6.225	5.758	MON	25,938	181,563	04/19/2024	05/17/2057
08160B-AD-6	BMARK 2018-B5 A4 - CMBS		4		1.A	3,089,999	.97 0822	2,912,465	3,000,000	3,033,202	0	(9,866)	0	0	4.208	3.854	MON	10,519	126,228	07/27/2018	07/17/2051
08162C-AD-2	BMARK 2018-B6 A4 - CMBS		4		1.A	3,089,808	.96 4831	2,894,495	3,000,000	3,035,069	0	(9,645)	0	0	4.261	3.913	MON	10,653	127,830	09/20/2018	10/13/2051
08162R-AD-9	BMARK 2021-B23 A5 - CMBS		4		1.A	1,789,031	.82 1591	1,478,864	1,800,000	1,791,998	0	1,006	0	0	2.070	2.144	MON	3,105	37,260	12/22/2021	02/18/2054
08162V-AE-8	BMARK 2019-B10 A4 - CMBS		4		1.A	3,604,870	.94 5807	3,310,325	3,500,000	3,545,648	0	(11,170)	0	0	3.717	3.367	MON	10,841	130,095	03/21/2019	03/17/2062
08190A-AC-4	BMARK 2024-V8 A3 - CMBS		4		1.A	5,149,977	103.9350	5,196,752	5,000,000	5,136,761	0	(13,215)	0	0	6.189	5.495	MON	25,788	128,938	07/02/2024	07/17/2057
12634N-AT-5	CSAIL 2015-C2 A4 - CMBS		4		1.A	2,098,320	.99 5641	1,991,282	2,000,000	2,000,652	0	(13,574)	0	0	3.504	2.824	MON	5,840	70,080	09/27/2017	06/15/2057
17291C-BR-5	CGOIT 16C2 A4 - CMBS		4		1.A	2,950,273	.96 6531	2,899,592	3,000,000	2,988,246	0	5,858	0	0	2.832	3.060	MON	7,080	84,960	12/19/2017	08/12/2049
36250S-AE-9	GSMS 2018-GS10 A5 - CMBS		4		1.A	3,089,896	.95 6129	2,868,389	3,000,000	3,033,204	0	(9,662)	0	0	4.155	3.808	MON	10,388	124,950	07/18/2018	07/12/2051
36251X-AR-8	GSMS 2016-GS4 A4 - CMBS		4		1.A	1,029,998	.97 1920	971,920	1,000,000	1,005,385	0	(3,373)	0	0	3.442	3.099	MON	2,868	34,420	11/16/2016	11/15/2049
36253G-AE-2	GSMS 2014-GC24 A5 - CMBS		4		1.A	117,086	.99 4133	110,074	110,723	110,723	0	(539)	0	0	3.931	2.993	MON	363	4,353	12/19/2017	09/12/2047
36254K-AL-6	GSMS 2017-GS8 A4 - CMBS		4		1.A	2,471,840	.95 5950	2,402,281	2,400,000	2,420,817	0	(7,936)	0	0	3.469	3.125	MON	6,938	83,256	11/14/2017	11/14/2050
465968-AE-5	JPMCC 2017-JP7 A5 - CMBS		4		1.A	1,963,203	.95 5862	1,911,724	2,000,000	1,986,566	0	4,024	0	0	3.454	3.708	MON	5,757	69,080	08/16/2018	09/15/2050
46643P-BE-9	JPMBB 2014-C25 A5 - CMBS		4		1.A	307,668	.98 4990	289,827	294,244	294,728	0	(801)	0	0	3.672	2.964	MON	900	10,805	10/11/2017	11/18/2047
46648K-AU-0	JPMDB 2017-C7 A5 - CMBS		4		1.A	4,493,512	.94 7994	4,341,814	4,580,000	4,506,098	0	23,130	0	0	3.409	4.026	MON	13,012	156,141	09/26/2022	10/17/2050
55361A-AU-8	MSIF 2023-2 A5 - CMBS		4		1.A	5,149,975	105.3167	5,265,837	5,000,000	5,136,564	0	(13,109)	0	0	6.014	5.644	MON	25,058	300,700	12/08/2023	12/15/2056
61766L-BS-7	MSBAM 2016-C28 A4 - CMBS		4		1.A	3,028,652	.98 1863	2,945,590	3,000,000	3,000,105	0	(4,184)	0	0	3.544	3.422	MON	8,860	106,320	10/02/2018	01/15/2049
61767E-AE-4	MSBAM 2017-C34 A4 - CMBS		4		1.A	3,094,727	.95 7326	2,871,977	3,000,000	3,026,128	0	(10,608)	0	0	3.536	3.165	MON	8,840	106,080	11/15/2017	11/15/2052
90276T-AG-9	UBSCM 2017-C5 A5 - CMBS		4		1.A	2,677,794	.94 3524	2,453,162	2,600,000	2,621,740	0	(8,555)	0	0	3.474	3.126	MON	7,527	90,324	11/01/2017	11/18/2050
90278L-AY-5	UBSCM 2018-C15 A4 - CMBS		4		1.A	3,089,999	.96 5095	2,895,284	3,000,000	3,036,656	0	(9,783)	0	0	4.341	3.985	MON	10,852	130,227	12/18/2018	12/15/2051
94989Y-AZ-6	WFCM 2016-C32 A4 - CMBS		4		1.A	4,465,675	.98 5750	4,315,510	4,315,000	4,300,810	0	(22,195)	0	0	3.560	3.041	MON	12,801	153,614	04/25/2019	01/17/2059
95000A-AU-1	WFCM 2015-P2 A4 - CMBS		4		1.A	3,832,471	.98 9613	3,711,049	3,750,000	3,755,257	0	(12,054)	0	0	3.809	3.497	MON	11,903	142,838	12/11/2018	12/17/2048
95000M-BP-5	WFCM 2016-C36 A4 - CMBS		4		1.A	2,029,266	.96 5018	1,930,036	2,000,000	2,003,944	0	(3,472)	0	0	3.065	2.897	MON	5,108	61,300	09/27/2017	11/18/2059

E10.1

ANNUAL STATEMENT FOR THE YEAR 2024 OF THE TLIC Watertree Reinsurance Inc.

**SCHEDULE D - PART 1**

Showing All Long-Term BONDS Owned December 31 of Current Year

1	2	Codes			6	7	Fair Value		10	11	Change in Book/Adjusted Carrying Value				Interest					Dates	
		3	4	5			8	9			12	13	14	15	16	17	18	19	20	21	22
CUSIP Identification	Description	C	F	B	NAIC Designation, NAIC Designation Modifier and SVO Administrative Symbol	Actual Cost	Rate Used to Obtain Fair Value	Fair Value	Par Value	Book/ Adjusted Carrying Value	Unrealized Valuation Increase/ (Decrease)	Current Year's (Amor-tization)/ Accretion	Current Year's Other-Than-Temporary Impairment Recognized	Total Foreign Exchange Change in Book/ Adjusted Carrying Value	Rate of	Effective Rate of	When Paid	Admitted Amount Due and Accrued	Amount Received During Year	Acquired	Stated Contractual Maturity Date
95001L-AU-6	WFCM 2018-C43 A4 - CMBIS			4	1.A	3,089,997		2,896,651	3,000,000	3,028,623	0	(10,092)	0	0	4.012	3.657	MON	10,030	120,360	03/12/2018	03/17/2051
1039999999 Subtotal - Bonds - Industrial and Miscellaneous (Unaffiliated) - Commercial Mortgage-Backed Securities						126,074,066	XXX	121,411,889	125,379,967	125,451,646	0	(4,784)	0	0	XXX	XXX	XXX	418,627	4,212,544	XXX	XXX
03332P-AA-5	ANOC 17 A1 - CDO	C		4,5	1.A FE	5,000,000	100.0870	5,004,350	5,000,000	5,000,000	0	0	0	0	6.088	6.125	JAUO	65,948	343,008	06/04/2021	07/15/2034
08186V-AA-8	BSP XXI I1 A1 - CDO	C		4,5	1.A FE	4,000,000	100.0523	4,002,092	4,000,000	4,000,000	0	0	0	0	5.967	6.010	JAUO	45,088	271,222	03/30/2021	04/25/2034
081922-AA-4	BSP 36 A1 - CDO	C		4,5	1.A FE	5,000,000	100.1170	5,005,850	5,000,000	5,000,000	0	0	0	0	5.825	5.904	JAUO	22,652	0	10/23/2024	01/25/2038
12549B-AV-4	C1FC 2013-I1 A12 - CDO	C		4,5	1.A FE	2,773,546	100.1129	2,776,677	2,773,546	2,773,546	0	0	0	0	5.894	6.699	JAUO	34,057	185,723	04/13/2021	10/18/2030
14041N-FV-8	COMET 2019-3 A - ABS			4	1.A FE	4,823,438	96.2109	4,810,544	5,000,000	4,847,397	0	23,960	0	0	2.060	4.033	MON	4,578	25,750	09/25/2024	08/15/2028
161571-HS-6	CHAIT 2022-1 A - ABS			4	1.A FE	2,999,499	99.6829	2,990,487	3,000,000	2,999,872	0	169	0	0	3.970	4.009	MON	169	119,100	09/09/2022	09/15/2027
17305E-GS-8	CCCIT 2018-A7 A7 - ABS			4	1.A FE	999,184	97.5304	975,304	1,000,000	999,690	0	76	0	0	3.960	3.967	AO	8,580	39,600	10/05/2018	10/15/2030
236057-AN-5	DANBY 1R AR - CDO	C		4,5	1.A FE	5,000,000	100.4753	5,023,765	5,000,000	5,000,000	0	0	0	0	5.977	6.063	JAUO	59,774	0	10/09/2024	10/21/2037
25255D-AL-4	DCLO 1R A1R - CDO	C		4,5	1.A FE	5,000,000	100.0688	5,003,440	5,000,000	5,000,000	0	0	0	0	6.025	6.111	JAUO	57,737	0	10/11/2024	10/15/2037
34531N-AA-4	FORDR 2020-REV1 A - ABS			4	1.A FE	4,029,140	99.6770	3,887,401	3,900,000	3,903,930	0	(32,371)	0	0	2.040	1.218	MON	3,536	79,560	02/03/2021	08/15/2031
34535Q-AA-3	FORDR 2023-REV1 A - ABS			4	1.A FE	4,964,844	100.3986	5,019,928	5,000,000	4,971,072	0	6,228	0	0	4.850	5.104	MON	10,778	181,875	04/03/2024	08/15/2035
36268D-AA-0	GMREV 2023-2 A - ABS			4	1.A FE	5,283,203	103.6269	5,181,343	5,000,000	5,247,094	0	(36,109)	0	0	5.770	2.290	MON	16,028	72,125	09/26/2024	08/11/2036
36269K-AA-3	GMREV 2024-1 A - ABS			4	1.A FE	4,830,535	100.8512	4,740,008	4,700,000	4,823,965	0	(6,570)	0	0	4.980	4.292	MON	13,003	58,515	10/02/2024	12/11/2036
449249-AS-0	ICG 213R AR - CDO	C		4,5	1.A FE	4,000,000	100.0000	4,000,000	4,000,000	4,000,000	0	0	0	0	5.505	5.584	JAUO	8,558	0	12/05/2024	10/20/2034
44928X-AY-0	ICG 141RR 1A2 - CDO	C		4,5	1.A FE	4,976,750	100.2161	5,010,805	5,000,000	4,974,191	0	(3,800)	0	0	6.038	6.316	JAUO	61,727	346,475	08/28/2023	10/20/2034
653937-AL-6	MUZ88 1 AR - CDO	C		4,5	1.A FE	5,000,000	100.0253	5,001,265	5,000,000	5,000,000	0	0	0	0	5.883	5.871	JAUO	38,406	0	11/08/2024	10/17/2039
653949-AA-5	MUZ88 3 A1 - CDO	C		4,5	1.A FE	5,000,000	100.7221	5,036,105	5,000,000	5,000,000	0	0	0	0	6.656	6.645	JAUO	72,106	356,486	09/12/2023	10/15/2038
67577F-AA-6	OCT54 54 A1 - CDO	C		4,5	1.A FE	4,351,500	100.1179	4,505,306	4,500,000	4,450,784	0	14,356	0	0	6.038	7.150	JAUO	58,866	306,426	07/06/2022	07/17/2034
69689C-AW-6	PLMRS 2015-2 A1R - CDO	C		4,5	1.A FE	449,222	99.9750	456,598	456,712	452,938	0	291	0	0	5.979	7.672	JAUO	5,461	31,182	10/11/2022	07/22/2030
69701X-AA-2	PLMRS 2021-2 A - CDO	C		4,5	1.A FE	4,000,000	100.1156	4,004,624	4,000,000	4,000,000	0	0	0	0	6.068	6.808	JAUO	52,585	273,595	04/21/2021	07/17/2034
70806J-AA-5	PNTPK 111 A1 - CDO	C		4,5	1.A FE	5,000,000	100.1690	5,008,450	5,000,000	5,000,000	0	0	0	0	6.513	6.571	JAUO	64,228	365,788	10/01/2021	10/22/2032
72132W-AN-9	PIPK 4RR ARR - CDO	C		4,5	1.A FE	4,500,000	99.9973	4,499,879	4,500,000	4,500,000	0	0	0	0	5.866	5.883	JAUO	57,193	0	10/10/2024	07/17/2034
83011P-AJ-6	SIXST 21R AR - CDO	C		4,5	1.A FE	5,000,000	100.1813	5,009,065	5,000,000	5,000,000	0	0	0	0	6.026	6.112	JAUO	65,281	0	09/11/2024	10/21/2037
87165Y-AC-7	SYMP 19 A - CDO	C		4,5	1.A FE	3,563,260	100.1126	3,595,134	3,591,091	3,606,412	0	(5,957)	0	0	5.869	6.168	JAUO	45,079	239,212	09/08/2022	04/16/2031
89231E-AA-1	TALNT 221 A - ABS			4	1.A FE	4,828,125	98.2671	4,913,357	5,000,000	4,867,088	0	38,963	0	0	3.820	5.091	MON	3,183	143,250	04/04/2024	04/25/2035
92290C-AR-0	VENTR 43R A1R - CDO	C		4,5	1.A FE	4,500,000	99.9721	4,498,745	4,500,000	4,500,000	0	0	0	0	6.006	6.042	JAUO	58,558	21,607	09/04/2024	04/17/2034
92326C-BA-4	VENTR 46R A1R - CDO	C		4,5	1.A FE	5,000,000	100.4317	5,021,585	5,000,000	5,000,000	0	0	0	0	6.067	6.122	JAUO	60,674	0	10/03/2024	10/20/2037
92331L-BC-3	VENTR 27R AR - CDO	C		4,5	1.A FE	874,013	99.9967	884,152	884,182	874,664	0	(2,402)	0	0	5.929	7.192	JAUO	10,485	59,917	04/25/2023	07/22/2030
92332N-AS-4	VENTR 38R A1R - CDO	C		4,5	1.A FE	3,858,270	100.1050	3,904,095	3,900,000	3,856,919	0	(7,506)	0	0	6.011	6.888	JAUO	41,024	267,426	08/29/2023	07/30/2032
1049999999 Subtotal - Bonds - Industrial and Miscellaneous (Unaffiliated) - Other Loan-Backed and Structured Securities						119,604,528	XXX	119,770,353	119,705,530	119,649,563	0	(10,674)	0	0	XXX	XXX	XXX	1,050,462	3,787,843	XXX	XXX
1109999999 Total - Industrial and Miscellaneous (Unaffiliated) Bonds						332,397,149	XXX	324,303,622	334,217,497	332,749,845	0	300,644	0	0	XXX	XXX	XXX	2,159,388	10,465,303	XXX	XXX
1309999999 Total - Hybrid Securities						0	XXX	0	0	0	0	0	0	0	XXX	XXX	XXX	0	0	XXX	XXX
1509999999 Total - Parent, Subsidiaries and Affiliates Bonds						0	XXX	0	0	0	0	0	0	XXX	XXX	XXX	0	0	XXX	XXX	
1909999999 Subtotal - Bonds - Unaffiliated Bank Loans						0	XXX	0	0	0	0	0	0	XXX	XXX	XXX	0	0	XXX	XXX	
2419999999 Total - Issuer Obligations						222,310,177	XXX	214,156,566	226,132,000	224,342,174	0	468,226	0	0	XXX	XXX	XXX	1,351,217	5,724,915	XXX	XXX
2429999999 Total - Residential Mortgage-Backed Securities						0	XXX	0	0	0	0	0	0	XXX	XXX	XXX	0	0	XXX	XXX	
2439999999 Total - Commercial Mortgage-Backed Securities						276,343,755	XXX	260,045,089	271,442,621	273,134,408	0	(430,545)	0	0	XXX	XXX	XXX	800,985	8,415,872	XXX	XXX
2449999999 Total - Other Loan-Backed and Structured Securities						119,604,528	XXX	119,770,353	119,705,530	119,649,563	0	(10,674)	0	0	XXX	XXX	XXX	1,050,462	3,787,843	XXX	XXX
2459999999 Total - SVO Identified Funds						0	XXX	0	0	0	0	0	0	XXX	XXX	XXX	0	0	XXX	XXX	
2469999999 Total - Affiliated Bank Loans						0	XXX	0	0	0	0	0	0	XXX	XXX	XXX	0	0	XXX	XXX	

E10.2

ANNUAL STATEMENT FOR THE YEAR 2024 OF THE TLIC Watertree Reinsurance Inc.

**SCHEDULE D - PART 1**

Showing All Long-Term BONDS Owned December 31 of Current Year

1	2	Codes			6	7	Fair Value		10	11	Change in Book/Adjusted Carrying Value				Interest					Dates	
		3	4	5			8	9			12	13	14	15	16	17	18	19	20	21	22
CUSIP Identification	Description	Code	For	Bond Char	NAIC Designation, NAIC Designation Modifier and SVO Administrative Symbol	Actual Cost	Rate Used to Obtain Fair Value	Fair Value	Par Value	Book/ Adjusted Carrying Value	Unrealized Valuation Increase/ (Decrease)	Current Year's (Amortization)/ Accretion	Current Year's Other-Than-Temporary Impairment Recognized	Total Foreign Exchange Change in Book/ Adjusted Carrying Value	Rate of	Effective Rate of	When Paid	Admitted Amount Due and Accrued	Amount Received During Year	Acquired	Stated Contractual Maturity Date
2479999999	Total - Unaffiliated Bank Loans					0	XXX	0	0	0	0	0	0	0	XXX	XXX	XXX	0	0	XXX	XXX
2489999999	Total - Unaffiliated Certificates of Deposit					0	XXX	0	0	0	0	0	0	0	XXX	XXX	XXX	0	0	XXX	XXX
2509999999	Total Bonds					618,258,460	XXX	593,972,007	617,280,151	617,126,145	0	27,007	0	0	XXX	XXX	XXX	3,202,664	17,928,630	XXX	XXX

1. Line Book/Adjusted Carrying Value by NAIC Designation Category Footnote:

Number	1A	1A ..\$ .....	555,096,579	1B ..\$ .....	4,076,703	1C ..\$ .....	12,998,365	1D ..\$ .....	41,295,907	1E ..\$ .....	0	1F ..\$ .....	3,658,591	1G ..\$ .....	0
	1B	2A ..\$ .....	0	2B ..\$ .....	0	2C ..\$ .....	0								
	1C	3A ..\$ .....	0	3B ..\$ .....	0	3C ..\$ .....	0								
	1D	4A ..\$ .....	0	4B ..\$ .....	0	4C ..\$ .....	0								
	1E	5A ..\$ .....	0	5B ..\$ .....	0	5C ..\$ .....	0								
	1F	6 ..\$ .....	0												

E10.3

Schedule D - Part 2 - Section 1 - Preferred Stocks Owned

**N O N E**

Schedule D - Part 2 - Section 2 - Common Stocks Owned

**N O N E**



ANNUAL STATEMENT FOR THE YEAR 2024 OF THE TLIC Watertree Reinsurance Inc.

**SCHEDULE D - PART 3**

Showing All Long-Term Bonds and Stocks ACQUIRED During Current Year

1 CUSIP Identification	2 Description	3 Foreign	4 Date Acquired	5 Name of Vendor	6 Number of Shares of Stock	7 Actual Cost	8 Par Value	9 Paid for Accrued Interest and Dividends	
3137FL-MV-3	FHMS K-090 A2 - CMBS		09/24/2024	WELLS FARGO SECURITIES LLC		14,728,125	15,000,000	37,072	
0909999999	Subtotal - Bonds - U.S. Special Revenues						14,728,125	15,000,000	37,072
05493Y-AE-8	BBCMS MORTGAGE TRUST 2024-C30 - CMBS		10/31/2024	Barclays Bank		5,149,795	5,000,000	14,598	
05555A-AD-7	BBCMS 2024-C26 A5 - CMBS		05/09/2024	Barclays Bank		5,149,715	5,000,000	17,811	
06540G-AV-0	BANK 24BN47 A5 - CMBS		06/11/2024	WELLS FARGO SECURITIES LLC		5,149,795	5,000,000	19,847	
06541G-AH-0	BANK 24BN48 A5 - CMBS		09/27/2024	Morgan Stanley		5,149,730	5,000,000	5,614	
066043-AB-6	BANK5 2024-5YR6 A3 - CMBS		04/19/2024	JP Morgan		5,099,819	5,000,000	4,299	
08190A-AC-4	BMARK 24V8 A3 - CMBS		07/02/2024	DEUTSCHE BANK SECURITIES, INC.		5,149,977	5,000,000	14,613	
081922-AA-4	BSP 36 A1 - CDO		10/23/2024	MIZUHO SECURITIES USA/FIXED INCOME		5,000,000	5,000,000	0	
14041N-FV-8	COMET 2019-3 A - ABS		09/25/2024	Bank of America		4,823,438	5,000,000	3,147	
236057-AN-5	DANBY 1R AR - CDO	C	10/09/2024	Goldman Sachs		5,000,000	5,000,000	0	
25255D-AL-4	DCL0 1R A1R - CDO		10/11/2024	JP Morgan		5,000,000	5,000,000	0	
34535Q-AA-3	FORDR 2023-REV1 A - ABS		04/03/2024	Bank of America		4,964,844	5,000,000	13,472	
36268D-AA-0	GMREV 2023-2 A - ABS		09/26/2024	Bank of America		5,283,203	5,000,000	12,822	
36269K-AA-3	GMREV 2024-1 A - ABS		10/02/2024	TD SECURITIES (USA) LLC		4,830,535	4,700,000	14,304	
449249-AS-0	ICG 213R AR - CDO	C	12/05/2024	SG		4,000,000	4,000,000	0	
653937-AL-6	MUZ88 1R AR - CDO	C	11/08/2024	JP Morgan		5,000,000	5,000,000	0	
72132W-AN-9	PIPK 4RR ARR - CDO	C	10/10/2024	JP Morgan		4,500,000	4,500,000	0	
83011P-AJ-6	SIXST 21R AR - CDO	C	09/11/2024	Bank of America		5,000,000	5,000,000	0	
89231E-AA-1	TALNT 221 A - ABS		04/04/2024	MIZUHO SECURITIES USA/FIXED INCOME		4,828,125	5,000,000	6,897	
92290C-AR-0	VENTR 43R A1R - CDO	C	09/04/2024	Jefferies		4,500,000	4,500,000	0	
92326C-BA-4	VENTR 46R A1R - CDO	C	10/03/2024	Jefferies		5,000,000	5,000,000	0	
1109999999	Subtotal - Bonds - Industrial and Miscellaneous (Unaffiliated)						98,578,975	97,700,000	127,426
2509999997	Total - Bonds - Part 3						113,307,100	112,700,000	164,497
2509999998	Total - Bonds - Part 5						0	0	0
2509999999	Total - Bonds						113,307,100	112,700,000	164,497
4509999997	Total - Preferred Stocks - Part 3						0	XXX	0
4509999998	Total - Preferred Stocks - Part 5						0	XXX	0
4509999999	Total - Preferred Stocks						0	XXX	0
5989999997	Total - Common Stocks - Part 3						0	XXX	0
5989999998	Total - Common Stocks - Part 5						0	XXX	0
5989999999	Total - Common Stocks						0	XXX	0
5999999999	Total - Preferred and Common Stocks						0	XXX	0
6009999999	Totals						113,307,100	XXX	164,497

ANNUAL STATEMENT FOR THE YEAR 2024 OF THE TLIC Watertree Reinsurance Inc.

**SCHEDULE D - PART 4**

Showing All Long-Term Bonds and Stocks SOLD, REDEEMED or Otherwise DISPOSED OF During Current Year

1	2	3	4	5	6	7	8	9	10	Change In Book/Adjusted Carrying Value					16	17	18	19	20	21		
										11	12	13	14	15								
CUSIP Identification	Description	Foreign	Disposal Date	Name of Purchaser	Number of Shares of Stock	Consideration	Par Value	Actual Cost	Prior Year Book/ Adjusted Carrying Value	Unrealized Valuation Increase/ (Decrease)	Current Year's (Amortization)/ Accretion	Current Year's Other-Than-Temporary Impairment Recognized	Total Change in Book/ Adjusted Carrying Value (11+12-13)	Total Foreign Exchange Change in Book/ Adjusted Carrying Value	Book/ Adjusted Carrying Value at Disposal Date	Foreign Exchange Gain (Loss) on Disposal	Realized Gain (Loss) on Disposal	Total Gain (Loss) on Disposal	Bond Interest/ Stock Dividends Received During Year	Stated Contractual Maturity Date		
3137BE-VH-4	FHMS K-040 A2 - CMBS		09/25/2024	Paydown		14,000,000	14,000,000	15,361,719	14,205,424	0	(205,424)	0	(205,424)	0	14,000,000	0	0	0	276,919	09/25/2024		
3137BJ-P6-4	FHMS K-046 A2 - CMBS		12/01/2024	Paydown		1,861,346	1,861,346	1,812,340	1,832,898	0	28,448	0	28,448	0	1,861,346	0	0	0	52,792	03/25/2025		
<b>0909999999. Subtotal - Bonds - U.S. Special Revenues</b>						<b>15,861,346</b>	<b>15,861,346</b>	<b>17,174,059</b>	<b>16,038,322</b>	<b>0</b>	<b>(176,976)</b>	<b>0</b>	<b>(176,976)</b>	<b>0</b>	<b>15,861,346</b>	<b>0</b>	<b>0</b>	<b>0</b>	<b>329,711</b>	<b>XXX</b>		
03330N-AJ-3	ANHC 11R AR - CDO		06/27/2024	Paydown		3,650,000	3,650,000	3,628,625	3,639,443	0	10,557	0	10,557	0	3,650,000	0	0	0	167,824	07/22/2032		
03769R-AA-3	APID XL A1 - CDO	C	08/09/2024	Paydown		5,000,000	5,000,000	5,000,000	5,000,000	0	0	0	0	0	5,000,000	0	0	0	295,601	07/16/2035		
12549B-AY-4	CIFC 2013-II A12 - CDO	C	10/18/2024	Paydown		1,052,803	1,052,803	1,052,803	1,052,803	0	0	0	0	0	1,052,803	0	0	0	42,422	10/18/2035		
12591U-AF-0	COMM 2014-UBS2 A5 - CMBS		02/12/2024	Paydown		956,154	956,154	1,013,934	956,154	0	0	0	0	0	956,154	0	0	0	3,471	03/12/2047		
12630D-AY-0	COMM 2014-CRE14 A4 - CMBS		01/12/2024	Paydown		171,121	171,121	185,352	171,121	0	0	0	0	0	171,121	0	0	0	604	02/12/2047		
17322A-AD-4	CGCMT 2014-GC19 A4 - CMBS		01/12/2024	Paydown		138,420	138,420	152,365	138,420	0	0	0	0	0	138,420	0	0	0	464	03/12/2047		
236057-AA-3	DANBY 1 A1A - CDO	C	10/21/2024	Paydown		5,000,000	5,000,000	5,000,000	5,000,000	0	0	0	0	0	5,000,000	0	0	0	375,834	10/22/2035		
25255D-AA-8	DLLO 1 A1A - CDO		10/24/2024	Paydown		5,000,000	5,000,000	5,000,000	5,000,000	0	0	0	0	0	5,000,000	0	0	0	354,254	07/15/2036		
34532P-AA-8	FORDR 2019-REV1 A - ABS		01/16/2024	Paydown		4,100,000	4,100,000	4,096,297	4,099,276	0	724	0	724	0	4,100,000	0	0	0	12,027	07/15/2030		
36250H-AE-3	GSMS 2014-GC26 A5 - CMBS		11/14/2024	Paydown		1,490,000	1,490,000	1,566,754	1,498,118	0	(8,118)	0	(8,118)	0	1,490,000	0	0	0	43,074	11/13/2047		
36251F-AW-6	GSMS 2015-GC28 A5 - CMBS		12/10/2024	Paydown		1,040,000	1,040,000	1,063,075	1,042,925	0	(2,925)	0	(2,925)	0	1,040,000	0	0	0	29,732	02/12/2048		
36253G-AE-2	GSMS 2014-GC24 A5 - CMBS		12/01/2024	Paydown		2,389,277	2,389,277	2,526,567	2,400,902	0	(11,626)	0	(11,626)	0	2,389,277	0	0	0	64,869	09/12/2047		
449249-AA-9	ICG 2021-3 A - CDO	C	12/18/2024	Paydown		4,000,000	4,000,000	4,000,000	4,000,000	0	0	0	0	0	4,000,000	0	0	0	317,300	10/20/2034		
46643P-BE-9	JPMBB 2014-C25 A5 - CMBS		12/01/2024	Paydown		1,144,756	1,144,756	1,196,986	1,149,755	0	(4,998)	0	(4,998)	0	1,144,756	0	0	0	35,757	11/18/2047		
61764R-BF-4	MSBAM 2015-C20 A4 - CMBS		12/16/2024	Paydown		1,000,000	1,000,000	1,048,828	1,004,934	0	(4,934)	0	(4,934)	0	1,000,000	0	0	0	29,784	02/18/2048		
653937-AA-0	MUZ88 1 A - CDO	C	11/15/2024	Paydown		5,000,000	5,000,000	5,000,000	5,000,000	0	0	0	0	0	5,000,000	0	0	0	425,230	10/15/2037		
67108F-AN-6	OZLNF IV A1R - CDO		07/22/2024	Paydown		3,037,866	3,037,866	3,024,847	3,052,708	0	(14,841)	0	(14,841)	0	3,037,866	0	0	0	118,437	10/22/2030		
675711-AA-3	OCT33 33 A1 - CDO	C	08/12/2024	Paydown		2,847,965	2,847,965	2,844,457	2,851,245	0	(3,280)	0	(3,280)	0	2,847,965	0	0	0	132,232	01/21/2031		
69689C-AW-6	PLMRS 2015-2 A1R - CDO	C	10/21/2024	Paydown		1,188,566	1,188,566	1,169,073	1,177,907	0	10,659	0	10,659	0	1,188,566	0	0	0	50,685	07/22/2030		
72132W-AJ-8	PIPK 4 AR - CDO	C	10/16/2024	Paydown		4,500,000	4,500,000	4,500,000	4,500,000	0	0	0	0	0	4,500,000	0	0	0	310,076	07/17/2034		
83011P-AA-5	SIXST XXI A - CDO	C	10/16/2024	Paydown		5,000,000	5,000,000	5,000,000	5,000,000	0	0	0	0	0	5,000,000	0	0	0	376,892	10/15/2035		
87165Y-AC-7	SYMP 19 A - CDO	C	10/16/2024	Paydown		1,180,341	1,180,341	1,171,194	1,187,335	0	(6,994)	0	(6,994)	0	1,180,341	0	0	0	51,870	04/16/2031		
89231X-AA-9	TALNT 2019-1 A - ABS		05/28/2024	Paydown		5,000,000	5,000,000	5,010,769	5,011,187	0	(11,187)	0	(11,187)	0	5,000,000	0	0	0	53,333	11/25/2031		
92290C-AB-5	VENTR 43 A1 - CDO	C	09/18/2024	Paydown		4,420,000	4,420,000	4,416,010	4,425,950	0	(5,950)	0	(5,950)	0	4,420,000	0	0	0	283,804	04/15/2034		
92331L-BC-3	VENTR 27R AR - CDO		10/21/2024	Paydown		555,278	555,278	548,893	550,793	0	4,486	0	4,486	0	555,278	0	0	0	26,853	07/22/2030		
92890K-BA-2	WFRBS 2014-C22 A5 - CMBS		12/16/2024	Paydown		650,000	650,000	704,945	654,032	0	(4,032)	0	(4,032)	0	650,000	0	0	0	17,263	09/17/2057		
92939L-AE-6	WFRBS 2014-C25 A5 - CMBS		11/15/2024	Paydown		1,500,000	1,500,000	1,564,980	1,506,867	0	(6,867)	0	(6,867)	0	1,500,000	0	0	0	45,515	11/18/2047		
931142-DP-5	WALMART INC		04/22/2024	Maturity @ 100.00		2,627,000	2,627,000	2,707,161	2,627,486	0	(486)	0	(486)	0	2,627,000	0	0	0	43,346	04/22/2024		
<b>1109999999. Subtotal - Bonds - Industrial and Miscellaneous (Unaffiliated)</b>						<b>73,639,548</b>	<b>73,639,548</b>	<b>74,193,914</b>	<b>73,699,363</b>	<b>0</b>	<b>(59,815)</b>	<b>0</b>	<b>(59,815)</b>	<b>0</b>	<b>73,639,548</b>	<b>0</b>	<b>0</b>	<b>0</b>	<b>3,708,551</b>	<b>XXX</b>		
<b>2509999997. Total - Bonds - Part 4</b>						<b>89,500,894</b>	<b>89,500,894</b>	<b>91,367,973</b>	<b>89,737,685</b>	<b>0</b>	<b>(236,792)</b>	<b>0</b>	<b>(236,792)</b>	<b>0</b>	<b>89,500,894</b>	<b>0</b>	<b>0</b>	<b>0</b>	<b>4,038,262</b>	<b>XXX</b>		
<b>2509999998. Total - Bonds - Part 5</b>						<b>0</b>	<b>0</b>	<b>0</b>	<b>0</b>	<b>0</b>	<b>0</b>	<b>0</b>	<b>0</b>	<b>0</b>	<b>0</b>	<b>0</b>	<b>0</b>	<b>0</b>	<b>0</b>	<b>0</b>	<b>XXX</b>	
<b>2509999999. Total - Bonds</b>						<b>89,500,894</b>	<b>89,500,894</b>	<b>91,367,973</b>	<b>89,737,685</b>	<b>0</b>	<b>(236,792)</b>	<b>0</b>	<b>(236,792)</b>	<b>0</b>	<b>89,500,894</b>	<b>0</b>	<b>0</b>	<b>0</b>	<b>4,038,262</b>	<b>XXX</b>		
<b>4509999997. Total - Preferred Stocks - Part 4</b>						<b>0</b>	<b>XXX</b>	<b>0</b>	<b>0</b>	<b>0</b>	<b>0</b>	<b>0</b>	<b>0</b>	<b>0</b>	<b>0</b>	<b>0</b>	<b>0</b>	<b>0</b>	<b>0</b>	<b>0</b>	<b>XXX</b>	
<b>4509999998. Total - Preferred Stocks - Part 5</b>						<b>0</b>	<b>XXX</b>	<b>0</b>	<b>0</b>	<b>0</b>	<b>0</b>	<b>0</b>	<b>0</b>	<b>0</b>	<b>0</b>	<b>0</b>	<b>0</b>	<b>0</b>	<b>0</b>	<b>0</b>	<b>XXX</b>	
<b>4509999999. Total - Preferred Stocks</b>						<b>0</b>	<b>XXX</b>	<b>0</b>	<b>0</b>	<b>0</b>	<b>0</b>	<b>0</b>	<b>0</b>	<b>0</b>	<b>0</b>	<b>0</b>	<b>0</b>	<b>0</b>	<b>0</b>	<b>0</b>	<b>0</b>	<b>XXX</b>
<b>5989999997. Total - Common Stocks - Part 4</b>						<b>0</b>	<b>XXX</b>	<b>0</b>	<b>0</b>	<b>0</b>	<b>0</b>	<b>0</b>	<b>0</b>	<b>0</b>	<b>0</b>	<b>0</b>	<b>0</b>	<b>0</b>	<b>0</b>	<b>0</b>	<b>0</b>	<b>XXX</b>
<b>5989999998. Total - Common Stocks - Part 5</b>						<b>0</b>	<b>XXX</b>	<b>0</b>	<b>0</b>	<b>0</b>	<b>0</b>	<b>0</b>	<b>0</b>	<b>0</b>	<b>0</b>	<b>0</b>	<b>0</b>	<b>0</b>	<b>0</b>	<b>0</b>	<b>0</b>	<b>XXX</b>
<b>5989999999. Total - Common Stocks</b>						<b>0</b>	<b>XXX</b>	<b>0</b>	<b>0</b>	<b>0</b>	<b>0</b>	<b>0</b>	<b>0</b>	<b>0</b>	<b>0</b>	<b>0</b>	<b>0</b>	<b>0</b>	<b>0</b>	<b>0</b>	<b>0</b>	<b>XXX</b>
<b>5999999999. Total - Preferred and Common Stocks</b>						<b>0</b>	<b>XXX</b>	<b>0</b>	<b>0</b>	<b>0</b>	<b>0</b>	<b>0</b>	<b>0</b>	<b>0</b>	<b>0</b>	<b>0</b>	<b>0</b>	<b>0</b>	<b>0</b>	<b>0</b>	<b>0</b>	<b>XXX</b>
<b>6009999999 - Totals</b>						<b>89,500,894</b>	<b>XXX</b>	<b>91,367,973</b>	<b>89,737,685</b>	<b>0</b>	<b>(236,792)</b>	<b>0</b>	<b>(236,792)</b>	<b>0</b>	<b>89,500,894</b>	<b>0</b>	<b>0</b>	<b>0</b>	<b>4,038,262</b>	<b>XXX</b>		

Schedule D - Part 5 - Long Term Bonds and Stocks Acquired and Fully Disposed Of

**N O N E**

Schedule D-Part 6-Section 1-Valuation of Shares of Subsidiary, Controlled or Affiliated Companies

**N O N E**

Schedule D - Part 6 - Section 2

**N O N E**

Schedule DA - Part 1 - Short-Term Investments Owned

**N O N E**

Schedule DB - Part A - Section 1 - Options, Caps, Floors, Collars, Swaps and Forwards Open

**N O N E**

Schedule DB - Part A - Section 2 - Options, Caps, Floors, Collars, Swaps and Forwards Terminated

**N O N E**

Schedule DB - Part B - Section 1 - Futures Contracts Open

**N O N E**

Schedule DB - Part B - Section 1B - Brokers with whom cash deposits have been made

**N O N E**

Schedule DB - Part B - Section 2 - Futures Contracts Terminated

**N O N E**

Schedule DB - Part D - Section 1 - Counterparty Exposure for Derivative Instruments Open

**N O N E**

Schedule DB - Part D-Section 2 - Collateral for Derivative Instruments Open - Pledged By

**N O N E**

Schedule DB - Part D-Section 2 - Collateral for Derivative Instruments Open - Pledged To

**N O N E**

Schedule DB - Part E - Derivatives Hedging Variable Annuity Guarantees as of December 31 of  
Current Year

**N O N E**

Schedule DL - Part 1 - Reinvested Collateral Assets Owned

**N O N E**

Schedule DL - Part 2 - Reinvested Collateral Assets Owned

**N O N E**

ANNUAL STATEMENT FOR THE YEAR 2024 OF THE TLIC Watertree Reinsurance Inc.

**SCHEDULE E - PART 1 - CASH**

1 Depository	2 Code	3 Rate of Interest	4 Amount of Interest Received During Year	5 Amount of Interest Accrued December 31 of Current Year	6 Balance	7 *
Citibank .....		0.000	0	0	0	XXX.
0199998 Deposits in ... 0 depositories which do not exceed the allowable limit in any one depository (See instructions) - open depositories	XXX	XXX	0	0	0	XXX
0199999. Totals - Open Depositories	XXX	XXX	0	0	0	XXX
0299998 Deposits in ... 0 depositories which do not exceed the allowable limit in any one depository (See instructions) - suspended depositories	XXX	XXX	0	0	0	XXX
0299999. Totals - Suspended Depositories	XXX	XXX	0	0	0	XXX
0399999. Total Cash on Deposit	XXX	XXX	0	0	0	XXX
0499999. Cash in Company's Office	XXX	XXX	XXX	XXX	0	XXX
.....						
.....						
.....						
.....						
.....						
.....						
.....						
.....						
.....						
.....						
.....						
.....						
.....						
.....						
.....						
.....						
.....						
.....						
0599999 Total - Cash	XXX	XXX	0	0	0	XXX

**TOTALS OF DEPOSITORY BALANCES ON THE LAST DAY OF EACH MONTH DURING THE CURRENT YEAR**

1. January..... 0	4. April..... 0	7. July..... 0	10. October..... 0
2. February..... 0	5. May..... 0	8. August..... 0	11. November... (20)
3. March 199,764	6. June 3,544	9. September 0	12. December 0

ANNUAL STATEMENT FOR THE YEAR 2024 OF THE TLIC Watertree Reinsurance Inc.

**SCHEDULE E - PART 2 - CASH EQUIVALENTS**

Show Investments Owned December 31 of Current Year

1 CUSIP	2 Description	3 Code	4 Date Acquired	5 Rate of Interest	6 Maturity Date	7 Book/Adjusted Carrying Value	8 Amount of Interest Due and Accrued	9 Amount Received During Year
0109999999	Total - U.S. Government Bonds					0	0	0
0309999999	Total - All Other Government Bonds					0	0	0
0509999999	Total - U.S. States, Territories and Possessions Bonds					0	0	0
0709999999	Total - U.S. Political Subdivisions Bonds					0	0	0
0909999999	Total - U.S. Special Revenues Bonds					0	0	0
1109999999	Total - Industrial and Miscellaneous (Unaffiliated) Bonds					0	0	0
1309999999	Total - Hybrid Securities					0	0	0
1509999999	Total - Parent, Subsidiaries and Affiliates Bonds					0	0	0
1909999999	Subtotal - Unaffiliated Bank Loans					0	0	0
2419999999	Total - Issuer Obligations					0	0	0
2429999999	Total - Residential Mortgage-Backed Securities					0	0	0
2439999999	Total - Commercial Mortgage-Backed Securities					0	0	0
2449999999	Total - Other Loan-Backed and Structured Securities					0	0	0
2459999999	Total - SVO Identified Funds					0	0	0
2469999999	Total - Affiliated Bank Loans					0	0	0
2479999999	Total - Unaffiliated Bank Loans					0	0	0
2509999999	Total Bonds					0	0	0
31607A-70-3	FIDELITY IMM: GOVT INSTL		12/26/2024	4.290		21,821,775	177,118	75,600
8309999999	Subtotal - All Other Money Market Mutual Funds					21,821,775	177,118	75,600
8609999999	Total Cash Equivalents					21,821,775	177,118	75,600

E28

1. Line Book/Adjusted Carrying Value by NAIC Designation Category Footnote:  
 Number  
 1A 1A ..\$ .....0 1B ..\$ .....0 1C ..\$ .....0 1D ..\$ .....0 1E ..\$ .....0 1F ..\$ .....0 1G ..\$ .....0  
 1B 2A ..\$ .....0 2B ..\$ .....0 2C ..\$ .....0  
 1C 3A ..\$ .....0 3B ..\$ .....0 3C ..\$ .....0  
 1D 4A ..\$ .....0 4B ..\$ .....0 4C ..\$ .....0  
 1E 5A ..\$ .....0 5B ..\$ .....0 5C ..\$ .....0  
 1F 6 ..\$ .....0

**SCHEDULE E - PART 3 - SPECIAL DEPOSITS**

States, Etc.	1 Type of Deposit	2 Purpose of Deposit	Deposits For the Benefit of All Policyholders		All Other Special Deposits	
			3 Book/Adjusted Carrying Value	4 Fair Value	5 Book/Adjusted Carrying Value	6 Fair Value
1. Alabama	AL					
2. Alaska	AK					
3. Arizona	AZ					
4. Arkansas	AR					
5. California	CA					
6. Colorado	CO					
7. Connecticut	CT					
8. Delaware	DE					
9. District of Columbia	DC					
10. Florida	FL					
11. Georgia	GA					
12. Hawaii	HI					
13. Idaho	ID					
14. Illinois	IL					
15. Indiana	IN					
16. Iowa	IA					
17. Kansas	KS					
18. Kentucky	KY					
19. Louisiana	LA					
20. Maine	ME					
21. Maryland	MD					
22. Massachusetts	MA					
23. Michigan	MI					
24. Minnesota	MN					
25. Mississippi	MS					
26. Missouri	MO					
27. Montana	MT					
28. Nebraska	NE					
29. Nevada	NV					
30. New Hampshire	NH					
31. New Jersey	NJ					
32. New Mexico	NM					
33. New York	NY					
34. North Carolina	NC					
35. North Dakota	ND					
36. Ohio	OH					
37. Oklahoma	OK					
38. Oregon	OR					
39. Pennsylvania	PA					
40. Rhode Island	RI					
41. South Carolina	SC					
42. South Dakota	SD					
43. Tennessee	TN					
44. Texas	TX					
45. Utah	UT					
46. Vermont	VT					
47. Virginia	VA					
48. Washington	WA					
49. West Virginia	WV					
50. Wisconsin	WI					
51. Wyoming	WY					
52. American Samoa	AS					
53. Guam	GU					
54. Puerto Rico	PR					
55. U.S. Virgin Islands	VI					
56. Northern Mariana Islands	MP					
57. Canada	CAN					
58. Aggregate Alien and Other	OT	XXX	XXX			
59. Subtotal		XXX	XXX			
DETAILS OF WRITE-INS						
5801.						
5802.						
5803.						
5898. Summary of remaining write-ins for Line 58 from overflow page	XXX	XXX				
5899. Totals (Lines 5801 through 5803 plus 5898)(Line 58 above)	XXX	XXX				

NONE