



HEALTH QUARTERLY STATEMENT

AS OF MARCH 31, 2024
OF THE CONDITION AND AFFAIRS OF THE
Wellpoint Iowa, Inc.

NAIC Group Code 0671 0671 NAIC Company Code 15807 Employer's ID Number 47-3863197
(Current) (Prior)

Organized under the Laws of Iowa, State of Domicile or Port of Entry IA

Country of Domicile United States of America

Licensed as business type: Health Maintenance Organization

Is HMO Federally Qualified? Yes [] No [X]

Incorporated/Organized 04/28/2015 Commenced Business 04/01/2016

Statutory Home Office 4800 Westown Parkway, Bldg. 3, Suite 200 West Des Moines, IA, US 50266
(Street and Number) (City or Town, State, Country and Zip Code)

Main Administrative Office 5800 Northampton Blvd 800-331-1476
(Street and Number) (Area Code) (Telephone Number)
Norfolk, VA, US 23502
(City or Town, State, Country and Zip Code)

Mail Address 5800 Northampton Blvd Norfolk, VA, US 23502
(Street and Number or P.O. Box) (City or Town, State, Country and Zip Code)

Primary Location of Books and Records 5800 Northampton Blvd 800-331-1476
(Street and Number) (Area Code) (Telephone Number)
Norfolk, VA, US 23502
(City or Town, State, Country and Zip Code)

Internet Website Address www.elevancehealth.com

Statutory Statement Contact Bette Lou Gronseth 800-331-1476
(Name) (Area Code) (Telephone Number)
bette.gronseth@elevancehealth.com (E-mail Address) (FAX Number)

OFFICERS

Chairperson, President and CEO Teresa Thomas Hursey Secretary Kathleen Susan Kiefer
Vice President Jennifer Ann Dewane Treasurer Vincent Edward Scher

OTHER

Eric (Rick) Kenneth Noble, Assistant Treasurer

DIRECTORS OR TRUSTEES

Teresa Thomas Hursey Brittany Lynn Drake Jennifer Ann Dewane

State of Iowa County of Polk SS:

The officers of this reporting entity being duly sworn, each depose and say that they are the described officers of said reporting entity, and that on the reporting period stated above, all of the herein described assets were the absolute property of the said reporting entity, free and clear from any liens or claims thereon, except as herein stated, and that this statement, together with related exhibits, schedules and explanations therein contained, annexed or referred to, is a full and true statement of all the assets and liabilities and of the condition and affairs of the said reporting entity as of the reporting period stated above, and of its income and deductions therefrom for the period ended, and have been completed in accordance with the NAIC Annual Statement Instructions and Accounting Practices and Procedures manual except to the extent that: (1) state law may differ; or, (2) that state rules or regulations require differences in reporting not related to accounting practices and procedures, according to the best of their information, knowledge and belief, respectively. Furthermore, the scope of this attestation by the described officers also includes the related corresponding electronic filing with the NAIC, when required, that is an exact copy (except for formatting differences due to electronic filing) of the enclosed statement. The electronic filing may be requested by various regulators in lieu of or in addition to the enclosed statement.

DocuSigned by: Teresa Thomas Hursey DocuSigned by: Vincent E. Scher DocuSigned by: Kathleen Kiefer
4475FB25AD9349DB A85A93722D4143E D85475EE8576481

Teresa Thomas Hursey Vincent Edward Scher Kathleen Susan Kiefer
Chairperson, President and CEO Treasurer Secretary

Subscribed and sworn to before me this 30 day of April, 2024

Leslie A. Sullivan

a. Is this an original filing? Yes [X] No []
b. If no,
1. State the amendment number.....
2. Date filed.....
3. Number of pages attached.....

Leslie A. Sullivan
Notarial Seal, Iowa
Commission Number 750014
My Commission Expires November 20, 2025

STATEMENT AS OF MARCH 31, 2024 OF THE Wellpoint Iowa, Inc.

ASSETS

	Current Statement Date			4 December 31 Prior Year Net Admitted Assets
	1 Assets	2 Nonadmitted Assets	3 Net Admitted Assets (Cols. 1 - 2)	
1. Bonds	716,125,627		716,125,627	792,548,640
2. Stocks:				
2.1 Preferred stocks			0	0
2.2 Common stocks			0	0
3. Mortgage loans on real estate:				
3.1 First liens			0	0
3.2 Other than first liens.....			0	0
4. Real estate:				
4.1 Properties occupied by the company (less \$ encumbrances)			0	0
4.2 Properties held for the production of income (less \$ encumbrances)			0	0
4.3 Properties held for sale (less \$ encumbrances)			0	0
5. Cash (\$ 1,895,583), cash equivalents (\$) and short-term investments (\$)	1,895,583		1,895,583	16,616,214
6. Contract loans (including \$ premium notes)			0	0
7. Derivatives			0	0
8. Other invested assets			0	0
9. Receivables for securities	3,590,782		3,590,782	0
10. Securities lending reinvested collateral assets	24,378,687		24,378,687	25,110,877
11. Aggregate write-ins for invested assets	0	0	0	0
12. Subtotals, cash and invested assets (Lines 1 to 11)	745,990,679	0	745,990,679	834,275,731
13. Title plants less \$ charged off (for Title insurers only)			0	0
14. Investment income due and accrued	6,655,907		6,655,907	6,356,519
15. Premiums and considerations:				
15.1 Uncollected premiums and agents' balances in the course of collection	179,954,249		179,954,249	91,552,974
15.2 Deferred premiums, agents' balances and installments booked but deferred and not yet due (including \$ earned but unbilled premiums)			0	0
15.3 Accrued retrospective premiums (\$ 141,155) and contracts subject to redetermination (\$ 6,824,115)	6,965,270		6,965,270	4,429,039
16. Reinsurance:				
16.1 Amounts recoverable from reinsurers			0	0
16.2 Funds held by or deposited with reinsured companies			0	0
16.3 Other amounts receivable under reinsurance contracts			0	0
17. Amounts receivable relating to uninsured plans	6,553,030		6,553,030	2,316,623
18.1 Current federal and foreign income tax recoverable and interest thereon			0	0
18.2 Net deferred tax asset	5,327,662		5,327,662	5,603,968
19. Guaranty funds receivable or on deposit			0	0
20. Electronic data processing equipment and software			0	0
21. Furniture and equipment, including health care delivery assets (\$)	652,903	652,903	0	0
22. Net adjustment in assets and liabilities due to foreign exchange rates			0	0
23. Receivables from parent, subsidiaries and affiliates			0	0
24. Health care (\$ 1,723,307) and other amounts receivable	18,231,774	16,508,467	1,723,307	1,892,868
25. Aggregate write-ins for other than invested assets	19,429,570	1,136,457	18,293,113	21,293,114
26. Total assets excluding Separate Accounts, Segregated Accounts and Protected Cell Accounts (Lines 12 to 25)	989,761,044	18,297,827	971,463,217	967,720,836
27. From Separate Accounts, Segregated Accounts and Protected Cell Accounts			0	0
28. Total (Lines 26 and 27)	989,761,044	18,297,827	971,463,217	967,720,836
DETAILS OF WRITE-INS				
1101.				
1102.				
1103.				
1198. Summary of remaining write-ins for Line 11 from overflow page	0	0	0	0
1199. Totals (Lines 1101 through 1103 plus 1198)(Line 11 above)	0	0	0	0
2501. SIT receivable	18,293,113	0	18,293,113	21,293,114
2502. Prepaid expenses	1,136,457	1,136,457	0	0
2503.				
2598. Summary of remaining write-ins for Line 25 from overflow page	0	0	0	0
2599. Totals (Lines 2501 through 2503 plus 2598)(Line 25 above)	19,429,570	1,136,457	18,293,113	21,293,114

STATEMENT AS OF MARCH 31, 2024 OF THE Wellpoint Iowa, Inc.

LIABILITIES, CAPITAL AND SURPLUS

	Current Period			Prior Year
	1 Covered	2 Uncovered	3 Total	4 Total
1. Claims unpaid (less \$ reinsurance ceded)	271,347,867		271,347,867	242,125,347
2. Accrued medical incentive pool and bonus amounts	42,932,552		42,932,552	53,930,872
3. Unpaid claims adjustment expenses	6,491,179		6,491,179	6,480,652
4. Aggregate health policy reserves, including the liability of \$0 for medical loss ratio rebate per the Public Health Service Act	367,556		367,556	1,375,596
5. Aggregate life policy reserves			0	0
6. Property/casualty unearned premium reserve			0	0
7. Aggregate health claim reserves			0	0
8. Premiums received in advance	1,483,253		1,483,253	1,143,076
9. General expenses due or accrued	6,788,468		6,788,468	459,379
10.1 Current federal and foreign income tax payable and interest thereon (including \$ on realized gains (losses))	16,712,643		16,712,643	2,609,133
10.2 Net deferred tax liability			0	0
11. Ceded reinsurance premiums payable			0	0
12. Amounts withheld or retained for the account of others.....	998		998	579
13. Remittances and items not allocated	215,462		215,462	150,950
14. Borrowed money (including \$ current) and interest thereon \$ (including \$ current)			0	0
15. Amounts due to parent, subsidiaries and affiliates	72,890,528		72,890,528	171,615,414
16. Derivatives			0	0
17. Payable for securities	5,473,569		5,473,569	0
18. Payable for securities lending	24,378,687		24,378,687	25,110,877
19. Funds held under reinsurance treaties (with \$ authorized reinsurers, \$ unauthorized reinsurers and \$ certified reinsurers).....			0	0
20. Reinsurance in unauthorized and certified (\$) companies			0	0
21. Net adjustments in assets and liabilities due to foreign exchange rates			0	0
22. Liability for amounts held under uninsured plans	6,070,156		6,070,156	1,176,242
23. Aggregate write-ins for other liabilities (including \$563,975 current)	2,162,666	0	2,162,666	2,190,202
24. Total liabilities (Lines 1 to 23)	457,315,584	0	457,315,584	508,368,319
25. Aggregate write-ins for special surplus funds	XXX	XXX	0	0
26. Common capital stock	XXX	XXX	10	10
27. Preferred capital stock	XXX	XXX		
28. Gross paid in and contributed surplus	XXX	XXX	450,999,990	450,999,990
29. Surplus notes	XXX	XXX		
30. Aggregate write-ins for other than special surplus funds	XXX	XXX	0	0
31. Unassigned funds (surplus)	XXX	XXX	63,147,633	8,352,517
32. Less treasury stock, at cost:				
32.1 shares common (value included in Line 26 \$)	XXX	XXX		
32.2 shares preferred (value included in Line 27 \$)	XXX	XXX		
33. Total capital and surplus (Lines 25 to 31 minus Line 32)	XXX	XXX	514,147,633	459,352,517
34. Total liabilities, capital and surplus (Lines 24 and 33)	XXX	XXX	971,463,217	967,720,836
DETAILS OF WRITE-INS				
2301. Escheat liability	2,110,726	0	2,110,726	1,961,651
2302. Other liabilities	51,940	0	51,940	21,036
2303. Medicare Part D overpayment	0	0	0	207,515
2398. Summary of remaining write-ins for Line 23 from overflow page	0	0	0	0
2399. Totals (Lines 2301 through 2303 plus 2398)(Line 23 above)	2,162,666	0	2,162,666	2,190,202
2501.	XXX	XXX		
2502.	XXX	XXX		
2503.	XXX	XXX		
2598. Summary of remaining write-ins for Line 25 from overflow page	XXX	XXX	0	0
2599. Totals (Lines 2501 through 2503 plus 2598)(Line 25 above)	XXX	XXX	0	0
3001.	XXX	XXX		
3002.	XXX	XXX		
3003.	XXX	XXX		
3098. Summary of remaining write-ins for Line 30 from overflow page	XXX	XXX	0	0
3099. Totals (Lines 3001 through 3003 plus 3098)(Line 30 above)	XXX	XXX	0	0

STATEMENT OF REVENUE AND EXPENSES

	Current Year To Date		Prior Year To Date	Prior Year Ended December 31
	1 Uncovered	2 Total	3 Total	4 Total
1. Member Months	XXX	795,768	1,377,220	4,424,231
2. Net premium income (including \$ non-health premium income)	XXX	770,314,041	906,144,721	3,206,667,907
3. Change in unearned premium reserves and reserve for rate credits	XXX	532,360	(5,475,924)	20,980,858
4. Fee-for-service (net of \$ medical expenses)	XXX			0
5. Risk revenue	XXX			0
6. Aggregate write-ins for other health care related revenues	XXX	0	0	0
7. Aggregate write-ins for other non-health revenues	XXX	0	0	0
8. Total revenues (Lines 2 to 7)	XXX	770,846,401	900,668,797	3,227,648,765
Hospital and Medical:				
9. Hospital/medical benefits		441,809,924	520,687,805	1,938,050,856
10. Other professional services		82,893,753	92,165,168	333,766,680
11. Outside referrals				0
12. Emergency room and out-of-area		29,100,087	55,673,046	183,693,003
13. Prescription drugs		105,074,697	142,690,035	478,131,258
14. Aggregate write-ins for other hospital and medical	0	0	0	0
15. Incentive pool, withhold adjustments and bonus amounts		(227,365)	21,295,079	51,331,130
16. Subtotal (Lines 9 to 15)	0	658,651,096	832,511,133	2,984,972,927
Less:				
17. Net reinsurance recoveries				0
18. Total hospital and medical (Lines 16 minus 17)	0	658,651,096	832,511,133	2,984,972,927
19. Non-health claims (net)				
20. Claims adjustment expenses, including \$ 19,806,797 cost containment expenses		25,240,947	30,869,013	119,758,470
21. General administrative expenses		24,611,728	23,679,442	70,755,131
22. Increase in reserves for life and accident and health contracts (including \$ increase in reserves for life only)				0
23. Total underwriting deductions (Lines 18 through 22)	0	708,503,771	887,059,588	3,175,486,528
24. Net underwriting gain or (loss) (Lines 8 minus 23)	XXX	62,342,630	13,609,209	52,162,237
25. Net investment income earned		8,678,526	8,682,653	37,974,707
26. Net realized capital gains (losses) less capital gains tax of \$ (706,934)		(3,125,405)	(1,524,190)	(3,873,289)
27. Net investment gains (losses) (Lines 25 plus 26)	0	5,553,121	7,158,463	34,101,418
28. Net gain or (loss) from agents' or premium balances charged off [(amount recovered \$) (amount charged off \$)]				
29. Aggregate write-ins for other income or expenses	0	119,789	123,649	450,694
30. Net income or (loss) after capital gains tax and before all other federal income taxes (Lines 24 plus 27 plus 28 plus 29)	XXX	68,015,540	20,891,321	86,714,349
31. Federal and foreign income taxes incurred	XXX	14,810,444	5,319,325	17,419,539
32. Net income (loss) (Lines 30 minus 31)	XXX	53,205,096	15,571,996	69,294,810
DETAILS OF WRITE-INS				
0601.	XXX			
0602.	XXX			
0603.	XXX			
0698. Summary of remaining write-ins for Line 6 from overflow page	XXX	0	0	0
0699. Totals (Lines 0601 through 0603 plus 0698)(Line 6 above)	XXX	0	0	0
0701.	XXX			
0702.	XXX			
0703.	XXX			
0798. Summary of remaining write-ins for Line 7 from overflow page	XXX	0	0	0
0799. Totals (Lines 0701 through 0703 plus 0798)(Line 7 above)	XXX	0	0	0
1401.				
1402.				
1403.				
1498. Summary of remaining write-ins for Line 14 from overflow page	0	0	0	0
1499. Totals (Lines 1401 through 1403 plus 1498)(Line 14 above)	0	0	0	0
2901. Miscellaneous income (expense)		119,789	123,649	450,694
2902.				
2903.				
2998. Summary of remaining write-ins for Line 29 from overflow page	0	0	0	0
2999. Totals (Lines 2901 through 2903 plus 2998)(Line 29 above)	0	119,789	123,649	450,694

STATEMENT OF REVENUE AND EXPENSES (Continued)

	1 Current Year to Date	2 Prior Year to Date	3 Prior Year Ended December 31
CAPITAL AND SURPLUS ACCOUNT			
33. Capital and surplus prior reporting year.....	459,352,517	514,754,365	514,754,365
34. Net income or (loss) from Line 32	53,205,096	15,571,996	69,294,810
35. Change in valuation basis of aggregate policy and claim reserves			
36. Change in net unrealized capital gains (losses) less capital gains tax of \$ 11,002	41,388	(144,699)	63,842
37. Change in net unrealized foreign exchange capital gain or (loss)			
38. Change in net deferred income tax	(265,304)	1,273,182	(329,349)
39. Change in nonadmitted assets	1,813,936	(3,214,707)	(4,431,151)
40. Change in unauthorized and certified reinsurance	0	0	0
41. Change in treasury stock	0	0	0
42. Change in surplus notes	0	0	0
43. Cumulative effect of changes in accounting principles.....			
44. Capital Changes:			
44.1 Paid in			0
44.2 Transferred from surplus (Stock Dividend).....	0	0	0
44.3 Transferred to surplus.....			
45. Surplus adjustments:			
45.1 Paid in	0	0	0
45.2 Transferred to capital (Stock Dividend)			
45.3 Transferred from capital			
46. Dividends to stockholders			(120,000,000)
47. Aggregate write-ins for gains or (losses) in surplus	0	0	0
48. Net change in capital & surplus (Lines 34 to 47)	54,795,116	13,485,772	(55,401,848)
49. Capital and surplus end of reporting period (Line 33 plus 48)	514,147,633	528,240,137	459,352,517
DETAILS OF WRITE-INS			
4701.			
4702.			
4703.			
4798. Summary of remaining write-ins for Line 47 from overflow page	0	0	0
4799. Totals (Lines 4701 through 4703 plus 4798)(Line 47 above)	0	0	0

STATEMENT AS OF MARCH 31, 2024 OF THE Wellpoint Iowa, Inc.

CASH FLOW

	1 Current Year To Date	2 Prior Year To Date	3 Prior Year Ended December 31
Cash from Operations			
1. Premiums collected net of reinsurance	679,241,031	918,637,662	3,227,273,631
2. Net investment income	7,678,133	8,318,873	36,476,478
3. Miscellaneous income	0	0	0
4. Total (Lines 1 to 3)	686,919,164	926,956,535	3,263,750,109
5. Benefit and loss related payments	637,438,098	827,302,988	3,080,258,786
6. Net transfers to Separate Accounts, Segregated Accounts and Protected Cell Accounts			
7. Commissions, expenses paid and aggregate write-ins for deductions	39,722,248	64,861,509	238,492,238
8. Dividends paid to policyholders			
9. Federal and foreign income taxes paid (recovered) net of \$ (706,934) tax on capital gains (losses)	0	0	20,616,705
10. Total (Lines 5 through 9)	677,160,346	892,164,497	3,339,367,729
11. Net cash from operations (Line 4 minus Line 10)	9,758,818	34,792,038	(75,617,620)
Cash from Investments			
12. Proceeds from investments sold, matured or repaid:			
12.1 Bonds	176,477,417	102,467,346	240,365,895
12.2 Stocks	0	0	0
12.3 Mortgage loans	0	0	0
12.4 Real estate	0	0	0
12.5 Other invested assets	0	0	0
12.6 Net gains or (losses) on cash, cash equivalents and short-term investments	0	9,995	140,386
12.7 Miscellaneous proceeds	6,205,759	0	2,970,006
12.8 Total investment proceeds (Lines 12.1 to 12.7)	182,683,176	102,477,341	243,476,287
13. Cost of investments acquired (long-term only):			
13.1 Bonds	103,140,670	68,688,224	214,313,031
13.2 Stocks	0	0	0
13.3 Mortgage loans	0	0	0
13.4 Real estate	0	0	0
13.5 Other invested assets	0	0	0
13.6 Miscellaneous applications	3,590,782	6,132,895	0
13.7 Total investments acquired (Lines 13.1 to 13.6)	106,731,452	74,821,119	214,313,031
14. Net increase (or decrease) in contract loans and premium notes	0	0	0
15. Net cash from investments (Line 12.8 minus Line 13.7 and Line 14)	75,951,724	27,656,222	29,163,256
Cash from Financing and Miscellaneous Sources			
16. Cash provided (applied):			
16.1 Surplus notes, capital notes	0	0	0
16.2 Capital and paid in surplus, less treasury stock	0	0	0
16.3 Borrowed funds	0	0	0
16.4 Net deposits on deposit-type contracts and other insurance liabilities	0	0	0
16.5 Dividends to stockholders	0	0	120,000,000
16.6 Other cash provided (applied)	(100,431,173)	(21,450,211)	127,676,976
17. Net cash from financing and miscellaneous sources (Line 16.1 through Line 16.4 minus Line 16.5 plus Line 16.6)	(100,431,173)	(21,450,211)	7,676,976
RECONCILIATION OF CASH, CASH EQUIVALENTS AND SHORT-TERM INVESTMENTS			
18. Net change in cash, cash equivalents and short-term investments (Line 11, plus Lines 15 and 17)	(14,720,631)	40,998,049	(38,777,389)
19. Cash, cash equivalents and short-term investments:			
19.1 Beginning of year	16,616,214	55,393,603	55,393,603
19.2 End of period (Line 18 plus Line 19.1)	1,895,583	96,391,652	16,616,214

Note: Supplemental disclosures of cash flow information for non-cash transactions:

20.0001. Depreciation	6,195	19,543	43,766
-----------------------------	-------	--------	--------

STATEMENT AS OF MARCH 31, 2024 OF THE Wellpoint Iowa, Inc.

EXHIBIT OF PREMIUMS, ENROLLMENT AND UTILIZATION

	1 Total	Comprehensive (Hospital & Medical)		4 Medicare Supplement	5 Vision Only	6 Dental Only	7 Federal Employees Health Benefits Plan	8 Title XVIII Medicare	9 Title XIX Medicaid	10 Credit A&H	11 Disability Income	12 Long-Term Care	13 Other Health	14 Other Non-Health
		2 Individual	3 Group											
Total Members at end of:														
1. Prior Year	262,183	20,063	0	0	0	0	0	7,603	234,517	0	0	0	0	0
2. First Quarter	259,158	20,476						8,450	230,232					
3. Second Quarter	0													
4. Third Quarter	0													
5. Current Year	0													
6. Current Year Member Months	795,768	58,388						25,124	712,256					
Total Member Ambulatory Encounters for Period:														
7. Physician	406,437	13,877						37,266	355,294					
8. Non-Physician	1,245,258	34,321						55,355	1,155,582					
9. Total	1,651,695	48,198	0	0	0	0	0	92,621	1,510,876	0	0	0	0	0
10. Hospital Patient Days Incurred	79,692	344						5,386	73,962					
11. Number of Inpatient Admissions	9,322	67						751	8,504					
12. Health Premiums Written (a)	770,314,041	13,370,649						39,652,845	717,290,547					
13. Life Premiums Direct	0													
14. Property/Casualty Premiums Written	0													
15. Health Premiums Earned.....	770,846,401	13,370,649						40,499,244	716,976,508					
16. Property/Casualty Premiums Earned	0													
17. Amount Paid for Provision of Health Care Services.....	637,438,097	10,042,209						35,244,510	592,151,378					
18. Amount Incurred for Provision of Health Care Services	658,651,096	11,603,959						39,587,994	607,459,143					

(a) For health premiums written: amount of Medicare Title XVIII exempt from state taxes or fees \$ 39,652,845

STATEMENT AS OF MARCH 31, 2024 OF THE Wellpoint Iowa, Inc.

CLAIMS UNPAID AND INCENTIVE POOL, WITHHOLD AND BONUS (Reported and Unreported)

Aging Analysis of Unpaid Claims

1 Account	2 1 - 30 Days	3 31 - 60 Days	4 61 - 90 Days	5 91 - 120 Days	6 Over 120 Days	7 Total
Claims Unpaid (Reported)						
CarelonRx	7,813,396	0	0	0	0	7,813,396
University Of Iowa Hospitals & Clinics	5,840,389	100,427	36	0	0	5,940,852
Veridian Credit Union	3,169,276	3,277	0	0	0	3,172,554
Children'S Hospital & Medical Ctr	1,794,782	326,153	0	0	0	2,120,935
Broadlawn Medical Ctr	1,857,707	51,147	332	0	145	1,909,331
Genesis Medical Ctr-Davenport	1,778,651	82,828	0	0	0	1,861,479
Iowa Methodist Medical Center	1,396,861	42,340	64,636	6,222	0	1,510,059
Nebraska Medicine	729,217	236,654	0	0	12,581	978,452
Mercy Medical Center	763,316	16,581	0	0	0	779,897
Mercyone Des Moines Medical Center	45,218	409,292	288,153	0	117	742,780
Woodward Resource Ctr	700,930	0	0	0	0	700,930
Great River Medical Center	601,332	18,583	0	0	0	619,915
NeuroRestorative Florida	587,918	0	0	0	0	587,918
Optimae LifeServices	571,616	0	0	0	0	571,616
St Luke's Hospital	470,486	70,358	410	0	0	541,254
Glenwood Resource Ctr	540,207	0	0	0	0	540,207
New Choices	539,565	0	0	0	0	539,565
Abbe Ctr For Community Mental Health	457,868	417	0	0	0	458,285
Psychiatric Mental Health Unit	418,793	32,664	0	0	0	451,457
Iowa Lutheran Hospital	406,979	7,869	6,383	0	0	421,231
Chi Health Mercy Council Bluffs	417,976	2,553	0	0	0	420,528
Mary Greeley Medical Ctr	348,989	47,029	0	0	0	396,018
Unitypoint At Home	370,904	23,245	0	0	33	394,181
Abbe Center For Community Mental Health	394,129	0	0	0	0	394,129
Allen Memorial Hospital	368,548	1,808	4,648	0	3,835	378,839
Stonehill Care Ctr	360,358	0	0	0	0	360,358
Lutheran Services In Iowa, Inc	355,286	0	0	0	0	355,286
Independence Mental Health Institute	347,402	0	0	0	0	347,402
Waverly Health Ctr	330,047	144	0	0	0	330,191
Clive Behavioral Health	293,770	0	0	0	0	293,770
Rem Iowa Community Svcs	286,444	0	0	0	0	286,444
Community & Family Resources	279,923	6,411	0	0	0	286,334
Regional Medical Ctr	279,075	320	0	0	0	279,395
St Lukes Regional Medical	268,318	10,691	0	0	0	279,009
Jennie Edmundson Hospital	270,559	0	0	0	0	270,559
Mahaska Health Partnership	241,498	27,374	0	0	0	268,871
To The Rescue	247,057	0	0	0	0	247,057
Reach For Your Potential	245,305	0	0	0	0	245,305
The Homestead Autism Svcs	237,309	0	0	0	0	237,309
Trinity Regional Medical Center	220,453	6,948	0	0	0	227,400
Neurorestorative Iowa	219,750	0	0	0	0	219,750
Tasc	215,861	0	0	0	0	215,861
Ottumwa Regional Health Ctr	212,934	0	0	0	0	212,934
St Croix Hospice	212,356	0	0	0	0	212,356
St Anthony Regional Hospital & Nursing Home	185,575	20,740	0	0	7	206,322
Crawford County Memorial Hospital	194,440	9,875	0	0	0	204,315
Hills And Dales Child Development Center	203,225	0	0	0	0	203,225
Orsini Pharmaceutical Services Inc	202,414	0	0	0	0	202,414
Briovax Infusion Svcs 302	188,683	12,434	0	0	0	201,116
Neurologic Rehabilitation Institute At Brookhaven	200,620	0	0	0	0	200,620
The Respite Connection Inc	199,669	0	0	0	0	199,669
ChildServe Habilitation Ctr	159,953	39,146	0	0	0	199,099
Discovery Living	192,091	0	0	0	0	192,091
Jackson County Regional Health Ctr	188,700	0	0	0	0	188,700
Pioneer Valley Living & Rehab Ctr	188,622	0	0	0	0	188,622
Jackson Recovery Ctr	175,648	0	0	0	0	175,648
Buena Vista Regional Medical Ctr	175,525	0	0	0	0	175,525
Iowa Home Care	167,436	0	0	0	0	167,436
Genesis Health System	167,324	0	0	0	0	167,324

STATEMENT AS OF MARCH 31, 2024 OF THE Wellpoint Iowa, Inc.

CLAIMS UNPAID AND INCENTIVE POOL, WITHHOLD AND BONUS (Reported and Unreported)

Aging Analysis of Unpaid Claims

1 Account	2 1 - 30 Days	3 31 - 60 Days	4 61 - 90 Days	5 91 - 120 Days	6 Over 120 Days	7 Total
Claims Unpaid (Reported)						
Hospice Of Dubuque	164,220	0	0	0	0	164,220
Sunnycrest Manor	163,088	0	0	0	0	163,088
Hallmark Care Ctr	158,458	0	0	0	0	158,458
Orchard Place Guidance Center	152,333	0	0	0	0	152,333
CHI Health Missouri Valley	145,922	4,114	0	0	0	150,036
Pella Regional Health Ctr	148,055	359	0	0	0	148,414
SBH DAVENPORT LLC	148,407	0	0	0	0	148,407
Easter Seals Iowa	148,163	0	0	0	0	148,163
Children'S Hosp And Med Center- Od	139,339	0	0	0	0	139,339
Mayo Clinic Hospital Rst	135,968	0	0	0	0	135,968
Nebraska Methodist Hospital	123,462	0	10,268	0	0	133,729
Village Northwest Unlimited	127,107	0	0	0	0	127,107
Caring Hearts Of West Central Iowa	125,231	0	0	0	0	125,231
Greater Regional Medical Ctr	112,636	10,038	0	0	0	122,674
Ability United	122,599	0	0	0	0	122,599
AVERA MCKENNAN HOSPITAL	91,940	28,287	0	0	0	120,227
Cherokee Regional Medical Ctr	119,700	395	0	0	0	120,095
Montgomery County Memorial Hospital	99,517	19,888	0	0	0	119,404
The Pride Group	117,153	0	0	0	0	117,153
Blessing Hospital	114,956	0	0	0	0	114,956
Myrtue Medical Ctr	110,862	4,011	0	0	0	114,873
Imagine the Possibilities	113,928	0	0	0	0	113,928
Premier Estates 508	113,868	0	0	0	0	113,868
Opportunity Living	111,082	0	0	0	0	111,082
Silver Oak Nursing & Rehabilitation Ctr	106,598	0	0	0	0	106,598
Faith & Family Care	106,520	0	0	0	0	106,520
Wesley Acres	106,153	0	0	0	0	106,153
Wcdc	104,988	0	0	0	0	104,988
Mayo Clinic Hospital-Rochester	104,796	0	0	0	0	104,796
Central Iowa Hospital Corp	104,365	0	0	0	0	104,365
Hope Haven	104,222	0	0	0	0	104,222
Harmony House Care Ctr	103,362	0	0	0	0	103,362
Premier Estates 506	102,713	0	0	0	0	102,713
Lucas County Health Ctr	101,422	1,071	0	0	0	102,493
Heritage Care & Rehabilitation Ctr	87,481	12,920	0	0	0	100,401
Thomas R Buroker	100,256	0	0	0	0	100,256
Floyd Valley Healthcare	70,959	28,049	0	0	0	99,009
Sioux Center Health	87,585	11,206	0	0	0	98,792
Boone County Hospital	95,954	2,074	0	0	0	98,028
Childserve Homecare	98,016	0	0	0	0	98,016
Children's Square USA	97,861	0	0	0	0	97,861
Genesis Vna & Hospice	97,499	0	0	0	0	97,499
Azria Health Park Place	96,655	0	0	0	0	96,655
Lakeland Hospital Acquisition Llc	95,971	0	0	0	0	95,971
Buchanan County Health Ctr	94,335	1,432	0	0	0	95,767
Henry County Health Center Inc	95,434	94	0	0	0	95,528
Stouland Surgery Ctr	94,593	0	0	0	0	94,593
Spencer Municipal Hospital	93,519	373	0	0	0	93,892
Universal Pediatrics	92,379	0	0	0	0	92,379
Everystep	85,728	6,553	0	0	0	92,281
Premier Estates 510	92,072	0	0	0	0	92,072
REM Iowa	89,082	0	0	0	0	89,082
Winneshiek Medical Ctr Hospital	88,085	254	0	0	0	88,339
Caring Hand & More	87,619	0	0	0	0	87,619
One Vision	86,828	0	0	0	0	86,828
Activstyle	83,261	1,815	0	0	0	85,076
Childserve Therapy	78,832	5,830	159	0	0	84,821
Madison County Health Care System	84,561	0	0	0	0	84,561
Bishop Drumm Retirement Ctr	83,816	0	0	0	0	83,816

STATEMENT AS OF MARCH 31, 2024 OF THE Wellpoint Iowa, Inc.

CLAIMS UNPAID AND INCENTIVE POOL, WITHHOLD AND BONUS (Reported and Unreported)

Aging Analysis of Unpaid Claims

1 Account	2 1 - 30 Days	3 31 - 60 Days	4 61 - 90 Days	5 91 - 120 Days	6 Over 120 Days	7 Total
Claims Unpaid (Reported)						
Stratford Specialty Care	82,764	0	0	0	0	82,764
Lakes Lifeskills	66,518	15,923	0	0	0	82,442
PREMIER PAYEE INC	81,732	0	0	0	0	81,732
Childserve Hcbs Waiver Homes	81,414	0	0	0	0	81,414
Finley Hospital	68,039	2,824	0	0	9,691	80,554
Grinnell Regional Medical Ctr	78,892	716	0	0	0	79,609
Jefferson County Hospital Ctr	77,589	1,198	0	0	0	78,786
Matsu Regional Med Ctr	78,554	0	0	0	0	78,554
Sioux City Fire Rescue	78,159	0	0	0	0	78,159
Burgess Health Center Cah	75,838	2,081	0	0	0	77,919
Numotion	64,903	12,719	0	0	0	77,622
Shenandoah Medical Ctr	44,866	30,916	0	0	0	75,782
Family Care Solutions, LC	75,256	0	0	0	0	75,256
Sanford USD Medical Center - Gnl Acute Care Hosp	75,117	0	0	0	0	75,117
Lakes Regional Healthcare	72,112	2,078	0	0	0	74,190
Greene County Medical Center	73,802	314	0	0	0	74,116
Trinity Bettendorf	73,653	0	0	0	0	73,653
Your Home Host Home Services LLC	71,570	0	0	0	0	71,570
Good Samaritan Society- Forest City	71,192	0	0	0	0	71,192
Premier Host Homes	70,994	0	0	0	0	70,994
United Community Services	70,530	345	0	0	0	70,876
Copper Hills Youth Ctr	70,407	0	0	0	0	70,407
Abcm Rehab Of Independence West	70,073	0	0	0	0	70,073
Grandview Healthcare Ctr	69,181	0	0	0	0	69,181
Balance Autism	68,939	0	0	0	0	68,939
Mid-Step Svcs	68,939	0	0	0	0	68,939
CHI Health Immanuel	68,936	0	0	0	0	68,936
Maxim Healthcare Svcs	67,500	0	0	0	0	67,500
Trinity Medical Center	67,061	0	0	0	0	67,061
Aspire Of Perry	66,965	0	0	0	0	66,965
Mosaic	66,902	0	0	0	0	66,902
The Ambassador Omaha	66,565	0	0	0	0	66,565
Accordius Health At St Mary	66,388	0	0	0	0	66,388
Genedx	65,390	0	0	0	0	65,390
Carepro Home Infusion	64,987	57	77	0	0	65,121
Trinity Home Health Services	64,790	0	0	0	0	64,790
Nucara Home Medical	62,212	954	0	0	64	63,230
Van Diest Medical Ctr	63,120	0	0	0	0	63,120
Good Samaritan Society-Estherville	62,923	0	0	0	0	62,923
Childserve Community Options	62,879	0	0	0	0	62,879
University Hospital	62,103	0	0	0	0	62,103
Hawkeye Care Ctr Dubuque	61,638	0	0	0	0	61,638
City Of Des Moines	60,616	640	0	0	0	61,256
Boys Town National Research Hospital	61,146	0	0	0	0	61,146
Mill Pond	59,563	0	0	0	0	59,563
Premier Estates Of Toledo	58,869	0	0	0	0	58,869
Advanced Home Health Care	58,094	0	0	0	0	58,094
Visiting Nurse Svcs Of Iowa	51,841	5,904	0	0	0	57,745
Ringgold County Hospital	57,548	18	0	0	0	57,566
Systems Unlimited	56,731	0	0	0	0	56,731
Vonnahme, Taya N.	56,353	0	0	0	0	56,353
Talk To Me Technologies	56,187	0	0	0	0	56,187
Hospice of Siouxland	55,859	0	0	0	0	55,859
Siouxland Community Health Ctr	54,950	0	0	0	0	54,950
Clarion Hospital	54,822	0	0	0	0	54,822
Virginia Gay Hospital	54,167	530	0	0	0	54,697
Eyerly Ball Community Mental Health Services	54,269	0	0	329	0	54,599
Aeroflow Inc	54,353	0	0	0	0	54,353
Open Arms Health Care - Des Moines	54,185	0	0	0	0	54,185

STATEMENT AS OF MARCH 31, 2024 OF THE Wellpoint Iowa, Inc.

CLAIMS UNPAID AND INCENTIVE POOL, WITHHOLD AND BONUS (Reported and Unreported)

Aging Analysis of Unpaid Claims

1 Account	2 1 - 30 Days	3 31 - 60 Days	4 61 - 90 Days	5 91 - 120 Days	6 Over 120 Days	7 Total
Claims Unpaid (Reported)						
University of Iowa Health Network Rehab Hospital	53,776	0	0	0	0	53,776
Lasting Hope Recovery Center	53,597	0	0	0	0	53,597
West Ridge Specialty Care	52,970	0	0	0	0	52,970
Covenant Medical Center Inc	51,933	757	0	0	0	52,691
Salem Lutheran Homes	52,354	0	0	0	0	52,354
Mentor Abi	51,744	0	0	0	0	51,744
Monticello Nursing & Rehabilitation Ctr	22,509	29,224	0	0	0	51,733
Bvm-Phs Senior Housing Inc	51,503	0	0	0	0	51,503
Keokuk County Health Ctr	51,325	0	0	0	0	51,325
MercyOne North Iowa Medical Center	44,891	6,299	0	0	0	51,190
River Hills Community Health Center	50,112	872	0	0	0	50,984
Mt Carmel Health System East	50,955	0	0	0	0	50,955
Guttenberg Municipal Hospital	49,676	283	0	0	0	49,959
Hospice Compassus-Northwest Iowa	49,833	0	0	0	0	49,833
Clarinda Regional Health Ctr	49,559	0	0	0	0	49,559
Recover Health	49,165	0	0	0	0	49,165
Peoples Community Health Clinic	49,162	0	0	0	0	49,162
Wayne County Hospital	46,321	2,632	0	0	0	48,953
Premier Estates 511	48,658	0	0	0	0	48,658
Mercy Rehabilitation Hospital	48,505	0	0	0	0	48,505
Premier Estates 504	48,497	0	0	0	0	48,497
Kodali, Sreenath	48,430	0	0	0	0	48,430
Community Health Centers Of Southeastern Iowa	48,408	0	0	0	0	48,408
Clarke County Hospital	48,049	0	0	0	0	48,049
Kossuth Regional Health Center	46,471	0	1,032	0	0	47,503
Avera Holy Family Hospital	46,456	732	0	0	0	47,188
Van Buren County Hospital	45,261	1,572	0	0	0	46,833
Compass Memorial Healthcare	45,550	0	0	0	0	45,550
Rehabilitation Ctr Of Allison	45,239	0	0	0	0	45,239
Mercy Hospital	44,757	0	0	0	0	44,757
Floyd County Medical Ctr	39,874	4,724	0	0	0	44,598
Ellsworth Municipal Hospital	43,407	884	0	0	0	44,291
Jones Regional Medical Center	43,364	861	0	0	0	44,225
Humboldt County Memorial Hospital	44,108	0	0	0	0	44,108
DIABETES SUPPLY CENTER OF THE MIDLANDS	43,792	0	0	0	0	43,792
CHI HEALTH MERCY CORNING	43,219	128	0	0	0	43,347
Red Oak Rehab & Care Ctr	43,229	0	0	0	0	43,229
Progress Industries	43,164	0	0	0	0	43,164
Southeast Iowa Behavioral Healthcare Ctr	42,796	0	0	0	0	42,796
Genesis Senior Living Ctr	42,572	0	0	0	0	42,572
Knoxville Hospital & Clinics	38,674	3,838	0	0	0	42,512
Nora Springs Care Ctr	42,480	0	0	0	0	42,480
Vibrant LLC	41,795	0	0	0	0	41,795
Mitchell County Regional Health Center	41,154	0	0	0	0	41,154
Choice	41,083	0	0	0	0	41,083
Story County Medical Center	39,219	1,692	0	0	0	40,911
Arbor Court Healthcare	40,852	0	0	0	0	40,852
Alegent Health Bergan Mercy Health System	40,762	0	0	0	0	40,762
Centerville Community Betterment	40,686	0	0	0	0	40,686
Mediapolis Care Facility	40,339	0	0	0	0	40,339
Self-Reliance	40,208	0	0	0	0	40,208
Grundy County Memorial Hospital	39,769	315	0	0	0	40,084
Regency Care Ctr	39,894	0	0	0	0	39,894
Luther Manor Communities	39,893	0	0	0	0	39,893
Iowa Nursing And Rehabilitation Llc	39,451	0	0	0	0	39,451
Next Step Counseling Svcs	39,362	0	0	0	0	39,362
Mill Valley Care Ctr	39,333	0	0	0	0	39,333
Rachel R Schacht	38,862	0	0	0	0	38,862
Open Arms Home Health Care	38,416	438	0	0	0	38,855

STATEMENT AS OF MARCH 31, 2024 OF THE Wellpoint Iowa, Inc.

CLAIMS UNPAID AND INCENTIVE POOL, WITHHOLD AND BONUS (Reported and Unreported)

Aging Analysis of Unpaid Claims

1 Account	2 1 - 30 Days	3 31 - 60 Days	4 61 - 90 Days	5 91 - 120 Days	6 Over 120 Days	7 Total
Claims Unpaid (Reported)						
Insight Partnership Group	38,703	0	0	0	0	38,703
Azria Health Prairie Ridge	38,203	0	0	0	0	38,203
Guthrie County Hospital	37,124	939	0	0	0	38,063
Audubon County Memorial Hospital	25,860	11,794	0	0	0	37,654
Decatur County Hospital	37,395	0	0	0	0	37,395
Ultimate Nursing Services Of Iowa, Inc	37,095	0	0	0	0	37,095
Trinity Muscatine	36,900	93	0	0	0	36,993
Premier Estates 505	36,717	0	0	0	0	36,717
Hills & Dales Child Development Ctr	36,449	0	0	0	0	36,449
Good Samaritan Society-Holstein	36,359	0	0	0	0	36,359
Vodec	35,921	0	0	0	0	35,921
Veterans Memorial Hospital	35,616	0	0	0	0	35,616
Premier Estates 502	35,527	0	0	0	0	35,527
Courage Homes	35,361	0	0	0	0	35,361
Morning Sun Care Ctr	35,173	0	0	0	0	35,173
Manning Regional Healthcare Ctr	34,343	672	0	0	27	35,042
Orchard Place/Child Guidance Ctr	33,602	1,384	0	0	0	34,986
Hand In Hand	34,963	0	0	0	0	34,963
Palo Alto County Hospital	34,875	0	0	0	0	34,875
Nishna Productions	34,384	0	0	0	0	34,384
Promedica Hospice (Davenport)	34,360	0	0	0	0	34,360
Center For Comprehensive Services Inc	28,633	5,568	0	0	0	34,201
Youth & Shelter Svcs	34,157	0	0	0	0	34,157
Link Associates	34,074	0	0	0	0	34,074
Quality Living	33,884	0	0	0	0	33,884
Partnership For Progress	33,847	0	0	0	0	33,847
Precision Ventures, Llc	33,761	0	0	0	0	33,761
Premier Estates of Muscatine	33,701	0	0	0	0	33,701
Diabetic Equipment & Supplies	33,369	0	0	0	0	33,369
Sweet Peas Therapy	33,237	0	0	0	0	33,237
Pathology Laboratory	32,661	505	0	0	0	33,166
Westview Care Ctr	33,012	0	0	0	0	33,012
Mississippi Valley Healthcare & Rehabilitation Ctr	32,901	0	0	0	0	32,901
Klein Center	32,867	0	0	0	0	32,867
Regional Medical Home Care	32,823	0	0	0	0	32,823
Covenant Family Solutions	32,527	0	0	0	0	32,527
Colonial Manor of Elma	32,517	0	0	0	0	32,517
Premier Estates 507	32,343	0	0	0	0	32,343
Nibash Budhathoki	32,251	0	0	0	0	32,251
Lake Mills Care Ctr	32,005	0	0	0	0	32,005
Mainstream Living	31,938	0	0	0	0	31,938
City Of Waterloo	31,931	0	0	0	0	31,931
St Luke'S Methodist Hospital	31,613	0	0	0	0	31,613
Area Substance Abuse Council Inc	31,608	0	0	0	0	31,608
Hillcrest Family Svcs	31,191	369	0	0	0	31,560
Carepro Home Medical	31,558	0	0	0	0	31,558
Family Connections	31,399	0	0	0	0	31,399
Oelwein Health Care Ctr	31,341	0	0	0	0	31,341
Uni-Hope Life Skills & Svcs	31,316	0	0	0	0	31,316
Good Samaritan Society- Davenport	31,289	0	0	0	0	31,289
Good Samaritan Society - Lemars	31,164	0	0	0	0	31,164
Rolling Green Village	31,075	0	0	0	0	31,075
Urbandale Health Care Center	30,715	0	0	0	0	30,715
Griswold Rehabilitation & Health Care Ctr	30,681	0	0	0	0	30,681
Ablenet Inc	30,001	0	0	0	0	30,001
Oakwood Care Ctr	29,817	0	0	0	0	29,817
Johnson County Ambulance Service	29,800	0	0	0	0	29,800
Clark, Leah	6,772	22,874	0	0	0	29,646
Dubuque Skilled Nursing Facility, LLC	29,561	0	0	0	0	29,561

STATEMENT AS OF MARCH 31, 2024 OF THE Wellpoint Iowa, Inc.

CLAIMS UNPAID AND INCENTIVE POOL, WITHHOLD AND BONUS (Reported and Unreported)

Aging Analysis of Unpaid Claims

1 Account	2 1 - 30 Days	3 31 - 60 Days	4 61 - 90 Days	5 91 - 120 Days	6 Over 120 Days	7 Total
Claims Unpaid (Reported)						
On With Life At Glenwood	29,494	0	0	0	0	29,494
Washington County Hospital	29,023	266	0	0	0	29,289
Park View Rehabilitation Ctr	29,147	0	0	0	0	29,147
Rem Developmental Svcs	29,010	0	0	0	0	29,010
Pocahontas Community Hospital	28,270	0	0	0	0	28,270
Behrens, Robert J.	28,132	0	0	0	0	28,132
Sunny Hill Care Ctr	27,491	0	0	0	0	27,491
SANFORD SHELDON MEDICAL CENTER	24,965	2,378	0	0	0	27,343
Elevate Housing	27,257	0	0	0	0	27,257
Crescent Community Health Center	26,531	597	0	0	0	27,129
Mottet, Alison	27,068	0	0	0	0	27,068
Laurie Walters	27,019	0	0	0	0	27,019
Aveanna Healthcare	27,018	0	0	0	0	27,018
Trivium Life Services	26,463	0	0	0	0	26,463
The Community Supports Network Inc	26,438	0	0	0	0	26,438
Comfort Care Medicare	26,335	0	0	0	0	26,335
Schultheis, Christian P.	26,157	0	0	0	0	26,157
Northcrest Living Ctr	26,073	0	0	0	0	26,073
Manor Care Health Svcs	26,040	0	0	0	0	26,040
YWCA of Fort Dodge	25,931	0	0	0	0	25,931
Bloomfield Care Ctr	25,869	0	0	0	0	25,869
Van Diest Family Health Clinic Of Webster City	25,715	0	0	0	0	25,715
Jackson IA OPCO LLC	25,144	0	0	0	0	25,144
L'Arche Clinton	25,100	0	0	0	0	25,100
Sass Illy Endeavors Inc	25,040	0	0	0	0	25,040
Loring Hospital	23,098	1,941	0	0	0	25,039
Parkridge Specialty Care	24,885	0	0	0	0	24,885
Oskaloosa Care Ctr	24,875	0	0	0	0	24,875
Prairie View Management	24,861	0	0	0	0	24,861
Cass County Memorial Hospital	22,980	1,816	0	0	0	24,796
Wesco Industries	24,767	0	0	0	0	24,767
Cedar Valley Dialysis	24,693	0	0	0	0	24,693
JCHC Rural Health Clinic	24,352	158	0	0	0	24,510
Unified Therapy Svcs	22,652	1,831	0	0	0	24,483
Carlisle Center For Wellness & Rehab	24,233	0	0	0	0	24,233
Mount Ayr Medical Clinic	22,659	1,492	0	0	0	24,151
Morgan Hallgren	23,875	0	0	0	0	23,875
Manor House Care Ctr	23,833	0	0	0	0	23,833
Hawarden Regional Healthcare	23,769	0	0	0	0	23,769
Linn Haven Rehab & Healthcare	23,622	0	0	0	0	23,622
Heritage Specialty Care	23,610	0	0	0	0	23,610
Choice Employment Svcs	23,549	0	0	0	0	23,549
Terrace Park Senior Living	23,491	0	0	0	0	23,491
Horn Memorial Hospital	22,781	589	0	0	0	23,369
Regional Family Health-Manchester	23,318	0	0	0	0	23,318
Nebraska Orthopaedic Hosp	23,150	0	0	0	0	23,150
Green Country Dialysis	23,093	0	0	0	0	23,093
Southfield Wellness Community	22,898	0	0	0	0	22,898
Iowa Family Assistants	22,883	0	0	0	0	22,883
Adair Country Memorial Hospital	22,851	0	0	0	0	22,851
Unitypoint At Home Fd Hme	21,614	1,185	0	0	0	22,799
Empowering Abilities	22,741	0	0	0	0	22,741
Patel, Sonam J.	22,642	0	0	0	0	22,642
American Prosthetics & Orthotics	22,432	0	0	0	0	22,432
The Bridges At Ankeny	22,347	0	0	0	0	22,347
Altoona Nursing & Rehabilitation Ctr	22,008	0	0	0	0	22,008
Stewart Memorial Community Hospital	21,861	142	0	0	0	22,003
Zion Recovery Services Inc	21,679	313	0	0	0	21,992
Hampton Healthcare Ctr	21,707	0	0	0	0	21,707

STATEMENT AS OF MARCH 31, 2024 OF THE Wellpoint Iowa, Inc.

CLAIMS UNPAID AND INCENTIVE POOL, WITHHOLD AND BONUS (Reported and Unreported)

Aging Analysis of Unpaid Claims

1 Account	2 1 - 30 Days	3 31 - 60 Days	4 61 - 90 Days	5 91 - 120 Days	6 Over 120 Days	7 Total
Claims Unpaid (Reported)						
Monroe County Hospital & Clinics	21,572	0	0	0	0	21,572
Good Shepherd Health Ctr	21,369	0	0	0	0	21,369
Unitypoint At Home Wlo	20,920	438	0	0	0	21,358
Recover Health-Sioux City	21,154	0	0	0	0	21,154
Crest Svcs	21,141	0	0	0	0	21,141
Siouxland Mental Health Svcs	21,023	116	0	0	0	21,140
New Venture Group Home	21,104	0	0	0	0	21,104
Good Samaritan Society-Algona	21,084	0	0	0	0	21,084
Vista Woods Care Ctr	21,034	0	0	0	0	21,034
The Alverno Health Care Facility	20,971	0	0	0	0	20,971
Zoll Services	20,831	0	0	0	0	20,831
Aspire Of Lake Park	20,715	0	0	0	0	20,715
Highland Ridge Care Ctr	20,673	0	0	0	0	20,673
Mt Ayr Health Care Ctr	20,659	0	0	0	0	20,659
Westview Of Indianola	20,657	0	0	0	0	20,657
Good Samaritan Society-Ottumwa	9,892	0	0	0	10,700	20,592
Abdelaziz M Elhaddad	20,576	0	0	0	0	20,576
Jones Regional Medical Ctr	20,555	0	0	0	0	20,555
Lee County Health Dept	20,544	0	0	0	0	20,544
Plains Area Mental Health	20,362	177	0	0	0	20,539
Valley Vue Care Ctr	20,453	0	0	0	0	20,453
Mercy Health Center Dubuque	7,489	12,851	0	0	0	20,340
Central Des Moines Dialysis	20,294	0	0	0	0	20,294
Handicapped Development Ctr	20,229	0	0	0	0	20,229
Brookhaven Hospital	20,130	0	0	0	0	20,130
Denison Care Ctr	14,677	5,444	0	0	0	20,121
Scenic Acres	20,097	0	0	0	0	20,097
Myrtue Medical Center-Behavioral Health	19,960	0	0	0	0	19,960
Midwest Surgical Hospital	19,884	0	0	0	0	19,884
Azria Health Clarinda	19,855	0	0	0	0	19,855
Successful Living Supportive Housing Program	19,766	0	0	0	0	19,766
Regional Health Services Of Howard County	19,749	0	0	0	0	19,749
Happy Home Respite Svcs	19,701	0	0	0	0	19,701
Simple Life	19,686	0	0	0	0	19,686
Unitypoint At Home Cr Hme	19,552	0	0	0	0	19,552
Kaitlin Wostenberg	19,504	0	0	0	0	19,504
Greenfield Rehabilitation & Health Care Ctr	19,265	0	0	0	0	19,265
Miller, Daniel S.	16,592	2,666	0	0	0	19,259
Mery, Giselle M.	19,220	0	0	0	0	19,220
Capstone Behavioral Healthcare	17,240	1,787	0	0	178	19,204
Brian P Freeman	19,058	0	0	0	0	19,058
Pathways Behavioral Svcs	18,805	175	0	0	0	18,980
Gundersen Lutheran Medical Center	18,932	15	0	0	0	18,947
FOCUS FAMILY OPTIONS COMMUNITY SUPPORTS INC	18,815	0	0	0	0	18,815
Jackson County Public Hospital	18,583	0	0	0	0	18,583
Mahaska County Hospital	18,521	0	0	0	0	18,521
Sreenath Kodali	18,459	0	0	0	0	18,459
Story County Hospital	18,433	0	0	0	0	18,433
ELLIPSIS INC	18,428	0	0	0	0	18,428
Rudrapatna, Venkatesh K.	18,296	0	0	0	0	18,296
Embassy Rehab & Care Ctr	18,279	0	0	0	0	18,279
Medical Laboratories Of Eastern Iowa	18,077	200	0	0	0	18,277
Ameriserve Intl	18,219	0	0	0	0	18,219
Vera French Community Mental Health Center	18,141	0	0	0	0	18,141
Abcm Corporation	18,109	0	0	0	0	18,109
Tadans Touch Foundation	18,090	0	0	0	0	18,090
Gillette Childrens Specialty Healthcare	18,005	0	0	0	0	18,005
Madison County Memorial Hospital	17,852	134	0	0	0	17,986
Recover Health- Council Bluffs	17,956	0	0	0	0	17,956

STATEMENT AS OF MARCH 31, 2024 OF THE Wellpoint Iowa, Inc.

CLAIMS UNPAID AND INCENTIVE POOL, WITHHOLD AND BONUS (Reported and Unreported)

Aging Analysis of Unpaid Claims

1 Account	2 1 - 30 Days	3 31 - 60 Days	4 61 - 90 Days	5 91 - 120 Days	6 Over 120 Days	7 Total
Claims Unpaid (Reported)						
Renal Ctr Of Fort Dodge	17,832	0	0	0	0	17,832
Parkview Care Ctr	17,801	0	0	0	0	17,801
Myrtue Medical Ctr - Harlan	17,570	180	0	0	0	17,750
UnityPoint Clinic-Express Care-North Port-RHC	17,711	0	0	0	0	17,711
Carroll Area Nursing Svc	17,655	0	0	0	0	17,655
Acs Medical	17,641	0	0	0	0	17,641
Friendship Ark Homes	17,493	0	0	0	0	17,493
Furnas, Allyson	17,433	0	0	0	0	17,433
Sarah A Tofilon	17,377	0	0	0	0	17,377
Orange City Municipal Hospital	17,309	0	0	0	0	17,309
Buroker, Thomas R.	17,305	0	0	0	0	17,305
McCrary-Rost Clinic	17,114	151	0	0	0	17,265
Mercyone Des Moines Laboratory	16,851	401	0	0	0	17,252
Azria Health Winterset	17,213	0	0	0	0	17,213
Mary H Wells	17,176	0	0	0	0	17,176
Kossuth Regional Health Center - Algona Clinic	17,123	0	0	0	0	17,123
Proactive Pediatric Therapy	16,214	873	0	0	0	17,087
All Care Health Ctr	17,077	0	0	0	0	17,077
The Larrabee Ctr	17,059	0	0	0	0	17,059
Devereux Texas Treatment Network	17,026	0	0	0	0	17,026
New Hope Village	16,880	0	0	0	0	16,880
Laboratory Corporation of America Holdings	16,756	64	0	0	0	16,820
Windmill Manor	16,713	0	0	0	0	16,713
National Seating & Mobility	13,533	3,129	0	0	0	16,662
Innovative Counseling Consulting Inc	16,638	0	0	0	0	16,638
Timely Mission Nursing Home	762	15,857	0	0	0	16,619
43 North Iowa	16,600	0	0	0	0	16,600
Davis County Hospital	16,529	64	0	0	0	16,594
Bussey, Walter D.	16,384	0	0	0	0	16,384
Eastern Iowa Women'S Health Center	15,953	355	0	0	0	16,308
Community Memorial Hospital	16,180	0	0	0	0	16,180
Doerr, Claire	16,144	0	0	0	0	16,144
Tofilon, Sarah A.	16,121	0	0	0	0	16,121
Buntinas, Rasa L.	15,924	0	0	0	0	15,924
GCH Clinics	15,851	0	0	0	0	15,851
Suncrest Hopice	10,790	5,018	0	0	0	15,808
Grandview Heights Rehab & Healthcare	15,709	0	0	0	0	15,709
Tanager Place	0	15,709	0	0	0	15,709
Infinity Health	15,709	0	0	0	0	15,709
Home Sweet Home Care	15,566	0	0	0	0	15,566
Prairie Gate	15,543	0	0	0	0	15,543
Father Flanagans Boys Home	15,514	0	0	0	0	15,514
Hussain, Sakeer W.	15,506	0	0	0	0	15,506
Unitypoint Hospice	15,480	0	0	0	0	15,480
Therapy Solutions	15,451	0	0	0	0	15,451
friendship Haven Inc	15,408	0	0	0	0	15,408
Zearing Health Care Ctr	15,397	0	0	0	0	15,397
Divine Living LLC	15,351	0	0	0	0	15,351
Robert D Mixsell	15,186	0	0	0	0	15,186
Ottumwa Medical Ctr	14,939	169	0	0	0	15,108
Friendship Haven	15,034	0	0	0	0	15,034
Full Circle Therapy Ctr	14,971	0	0	0	0	14,971
Iowa City Hospice	13,961	983	0	0	0	14,944
Good Samaritan Society-Home Hospice	14,938	0	0	0	0	14,938
MercyOne Primghar Medical Center	14,724	0	0	0	0	14,724
Minimed Distribution Corp	14,497	198	0	0	0	14,695
Community Health Center of Fort Dodge	14,682	0	0	0	0	14,682
Ameriserve Intl li	14,594	0	0	0	0	14,594
Wellington Place	0	14,580	0	0	0	14,580

STATEMENT AS OF MARCH 31, 2024 OF THE Wellpoint Iowa, Inc.

CLAIMS UNPAID AND INCENTIVE POOL, WITHHOLD AND BONUS (Reported and Unreported)

Aging Analysis of Unpaid Claims

1 Account	2 1 - 30 Days	3 31 - 60 Days	4 61 - 90 Days	5 91 - 120 Days	6 Over 120 Days	7 Total
Claims Unpaid (Reported)						
Vanderbilt Lifeflight	14,544	0	0	0	0	14,544
DCH Family Medicine	14,177	335	0	0	0	14,512
Lakeview Surgery Center	14,477	0	0	0	0	14,477
Granger Nursing & Rehab Ctr	14,376	0	0	0	0	14,376
Careage Hills Rehabilitation & Healthcare	14,322	0	0	0	0	14,322
County Of Scott	14,316	0	0	0	0	14,316
East Des Moines Dialysis	14,160	0	0	0	0	14,160
Alkhatib, Fadi H.	14,093	0	0	0	0	14,093
Henry County Health Center - Mt Pleasant Clinic	14,063	0	0	0	0	14,063
Tobii Dynavox	14,062	0	0	0	0	14,062
Childserve Medical Equipment & Supply	14,045	0	0	0	0	14,045
Black Hawk Nursing & Rehabilitation	14,010	0	0	0	0	14,010
The Spectrum Network	13,985	0	0	0	0	13,985
Ma, Zijie	13,983	0	0	0	0	13,983
Unitypoint Health - Marshalltown	13,955	0	0	0	0	13,955
Creston Specialty Care	13,935	0	0	0	0	13,935
Heart and Solutions	13,907	0	0	0	0	13,907
Eastern Iowa Health Center	13,815	0	0	0	0	13,815
Habilitation Centers, Llc	13,765	0	0	0	0	13,765
Nace, Elizabeth A.	13,724	0	0	0	0	13,724
Aging Services Inc	13,682	0	0	0	0	13,682
UnityPoint Clinic-Pediatrics-Mulberry	13,658	0	0	0	0	13,658
Atlantic Specialty Care	13,548	0	0	0	0	13,548
Thomas Rest Haven	13,546	0	0	0	0	13,546
Hartman, Emma E.	13,541	0	0	0	0	13,541
The Village Community	13,528	0	0	0	0	13,528
New Horizons Family Enhancement Ctr	13,477	0	0	0	0	13,477
Promise Community Health Ctr	13,444	0	0	0	0	13,444
Kim L Keiser	13,439	0	0	0	0	13,439
Palmer Lutheran Health Ctr	13,369	0	0	0	0	13,369
Oakview Nursing Home	13,311	0	0	0	0	13,311
Northcrest Specialty Care	13,305	0	0	0	0	13,305
Southern Hills Specialty Care	13,241	0	0	0	0	13,241
Prairie Ridge Integrated Behavioral Healthcare	13,221	0	0	0	0	13,221
City of Council Bluffs	13,158	0	0	0	0	13,158
Smalley, Miranda R.	13,150	0	0	0	0	13,150
Melissa A Rademacher	13,133	0	0	0	0	13,133
Elmwood Care Ctr	13,080	0	0	0	0	13,080
Community Memorial Health Ctr	12,979	0	0	0	0	12,979
Evans Memorial Home	0	12,914	0	0	0	12,914
Fleur Heights Ctr For Wellness & Rehab	12,847	0	0	0	0	12,847
Calvin Community	12,847	0	0	0	0	12,847
Tappe & Sanchez Support Svcs	12,787	0	0	0	0	12,787
Genesis Home Medical Equipment	12,775	0	0	0	0	12,775
SUNSHINE HOMES INC	12,700	0	0	0	0	12,700
Cornerstone Family Practice	12,294	405	0	0	0	12,700
Azria Health Longview	12,623	0	0	0	0	12,623
Family Medicine Clinic Irhc	12,548	0	0	0	0	12,548
Homecare Options	12,492	0	0	0	0	12,492
Parkview Manor	12,481	0	0	0	0	12,481
Human Services Cherokee	12,367	0	0	0	0	12,367
Surgery Center Cedar Rapids	12,347	0	0	0	0	12,347
Aerocare	12,136	125	0	0	0	12,261
Sanford Sheldon Clinic	12,254	0	0	0	0	12,254
Aseracare Hospice	12,254	0	0	0	0	12,254
Christian Opportunity Ctr	12,238	0	0	0	0	12,238
Unlimited Svcs	12,171	0	0	0	0	12,171
Rise Ltd	12,145	0	0	0	0	12,145
UnityPoint Clinic Family Medicine Buena Vista RHC	12,119	0	0	0	0	12,119

CLAIMS UNPAID AND INCENTIVE POOL, WITHHOLD AND BONUS (Reported and Unreported)

Aging Analysis of Unpaid Claims

1 Account	2 1 - 30 Days	3 31 - 60 Days	4 61 - 90 Days	5 91 - 120 Days	6 Over 120 Days	7 Total
Claims Unpaid (Reported)						
Northern Iowa Therapy Assoc	11,304	812	0	0	0	12,116
Mom'S Meals	11,904	0	0	0	0	11,904
Optimae Home Health Svcs	11,879	0	0	0	0	11,879
The Madison	11,846	0	0	0	0	11,846
Bechen, Hannah R.	11,813	0	0	0	0	11,813
Mississippi Valley Surgery Ctr	11,801	0	0	0	0	11,801
Austin L Strohbehn	11,789	0	0	0	0	11,789
Nebraska Medicine Bellevue	11,770	0	0	0	0	11,770
Mary Greeley Medical Center	11,708	0	0	0	0	11,708
Regency Park Nursing & Rehabilitation Ctr Of Carroll	11,694	0	0	0	0	11,694
Care Initiatives Hospice Cedar Rapids	11,661	0	0	0	0	11,661
Comprehensive Rehab Inc	11,485	128	0	0	0	11,613
Primary Health Care At Mercy	11,597	0	0	0	0	11,597
Rock Valley Therapy Services PC	11,268	232	0	0	0	11,500
Life Skills Training Ctr	11,490	0	0	0	0	11,490
Satoshi Yamaguchi	11,440	0	0	0	0	11,440
Gentiva Hospice	11,422	0	0	0	0	11,422
Optimae Home Health	11,021	397	0	0	0	11,418
Good Samaritan Society-George	11,417	0	0	0	0	11,417
Center Associates	11,291	0	0	0	126	11,417
Black Hawk-Grundy Mhi Ctr	11,375	0	0	0	0	11,375
B&D Services	11,302	0	0	0	0	11,302
Arlene D Parsons	11,264	0	0	0	0	11,264
Javvaji, Chandana	11,243	0	0	0	0	11,243
Martin Health Center	11,207	0	0	0	0	11,207
Newton Health Care Center	10,984	0	0	0	0	10,984
Maquoketa Opco	10,972	0	0	0	0	10,972
Wesley Life Home Health	10,810	0	0	0	0	10,810
Unitypoint Clinic Family Medicine Fonda Rhc	10,654	146	0	0	0	10,800
Intra-National Home Health Care	10,770	0	0	0	0	10,770
Avera Mckennan	10,765	0	0	0	0	10,765
The Endoscopy Ctr For Digestive Health	10,713	0	0	0	0	10,713
Devan L Depauw	10,696	0	0	0	0	10,696
Floyd County Area Family Practice	10,488	195	0	0	0	10,683
Living Ctr West	10,663	0	0	0	0	10,663
Unitypoint Clinic	10,658	0	0	0	0	10,658
Kartvelishvili, Alex	10,622	0	0	0	0	10,622
Alcohol Drug Dependency Services Of Southeast Iowa	10,607	0	0	0	0	10,607
Black Hawk Dialysis	10,605	0	0	0	0	10,605
3m Medical Solutions	10,601	0	0	0	0	10,601
Life Connection	10,218	321	0	0	0	10,540
Gupta, Arun K.	10,536	0	0	0	0	10,536
Thurman, Tiffany S.	10,529	0	0	0	0	10,529
Pine Acres Rehabilitation And Care Center	10,500	0	0	0	0	10,500
Crossroads	10,438	0	0	0	0	10,438
Fort Dodge Health & Rehabilitation	10,435	0	0	0	0	10,435
Primary Health Care-West Side Clinic	10,406	0	0	0	0	10,406
Furber, Kelly	10,402	0	0	0	0	10,402
Planned Parenthood Of The Heartland	10,374	6	0	0	0	10,380
City of Burlington	10,345	0	0	0	0	10,345
Harmony Waterloo	10,315	0	0	0	0	10,315
Shenandoah Physicians Clinic	10,199	72	0	0	0	10,271
Harriott, Emily E.	10,254	0	0	0	0	10,254
Strawberry Point Lutheran Home	10,253	0	0	0	0	10,253
Anew Healthcare Operations-Anita, LLC	10,209	0	0	0	0	10,209
Riverside North	10,199	0	0	0	0	10,199
Pleasantview Home	10,191	0	0	0	0	10,191
Lincare	10,164	0	0	0	0	10,164
Fresenius Kidney Care New Orleans Uptown	10,144	0	0	0	0	10,144

CLAIMS UNPAID AND INCENTIVE POOL, WITHHOLD AND BONUS (Reported and Unreported)

Aging Analysis of Unpaid Claims

1 Account	2 1 - 30 Days	3 31 - 60 Days	4 61 - 90 Days	5 91 - 120 Days	6 Over 120 Days	7 Total
Claims Unpaid (Reported)						
Center For Alcohol & Drug Services	10,126	0	0	0	0	10,126
Goodwill Industries Of Northeast Iowa	10,114	0	0	0	0	10,114
Open Arms Home Health Care - Waterloo	10,103	0	0	0	0	10,103
Christopher M Covert	10,100	0	0	0	0	10,100
Ridgewood Specialty Care	10,087	0	0	0	0	10,087
Hospice of The Midwest	10,041	0	0	0	0	10,041
Mobile Nursing Svcs	8,810	1,218	0	0	0	10,028
Kimberly Anne Conrad Plc	10,000	0	0	0	0	10,000
Other Providers not exceeding \$10,000	6,079,439	1,123,364	468,359	31,366	4,892,758	12,595,287
0199999 Individually listed claims unpaid	66,229,989	3,157,851	844,493	37,917	4,930,262	75,200,512
0299999 Aggregate accounts not individually listed-uncovered						0
0399999 Aggregate accounts not individually listed-covered						0
0499999 Subtotals	66,229,989	3,157,851	844,493	37,917	4,930,262	75,200,512
0599999 Unreported claims and other claim reserves						196,147,355
0699999 Total amounts withheld						
0799999 Total claims unpaid						271,347,867
0899999 Accrued medical incentive pool and bonus amounts						42,932,552

UNDERWRITING AND INVESTMENT EXHIBIT

ANALYSIS OF CLAIMS UNPAID - PRIOR YEAR - NET OF REINSURANCE

Line of Business	Claims Paid Year to Date		Liability End of Current Quarter		5 Claims Incurred in Prior Years (Columns 1 + 3)	6 Estimated Claim Reserve and Claim Liability December 31 of Prior Year
	1 On Claims Incurred Prior to January 1 of Current Year	2 On Claims Incurred During the Year	3 On Claims Unpaid Dec. 31 of Prior Year	4 On Claims Incurred During the Year		
1. Comprehensive (hospital and medical) individual	1,792,286	7,437,271	195,152	3,423,427	1,987,438	2,098,355
2. Comprehensive (hospital and medical) group	0	0	0	0	0	0
3. Medicare Supplement	0	0	0	0	0	0
4. Vision only	0	0	0	0	0	0
5. Dental only	0	0	0	0	0	0
6. Federal Employees Health Benefits Plan	0	0	0	0	0	0
7. Title XVIII - Medicare	9,058,719	25,911,762	2,377,413	13,548,494	11,436,132	11,309,395
8. Title XIX - Medicaid	184,626,716	397,840,389	20,867,741	230,935,640	205,494,457	228,717,597
9. Credit A&H	0	0	0	0	0	0
10. Disability Income	0	0	0	0	0	0
11. Long-term care	0	0	0	0	0	0
12. Other health	0	0	0	0	0	0
13. Health subtotal (Lines 1 to 12)	195,477,721	431,189,422	23,440,306	247,907,561	218,918,027	242,125,347
14. Health care receivables (a)	10,641,465	4,990,239	0	0	10,641,465	18,620,502
15. Other non-health	0	0	0	0	0	0
16. Medical incentive pools and bonus amounts	9,390,868	1,380,087	34,368,967	8,563,585	43,759,835	53,930,872
17. Totals (Lines 13 - 14 + 15 + 16)	194,227,124	427,579,270	57,809,273	256,471,146	252,036,397	277,435,717

(a) Excludes \$ 2,600,070 loans or advances to providers not yet expensed.

STATEMENT AS OF MARCH 31, 2024 OF Wellpoint Iowa, Inc.
NOTES TO FINANCIAL STATEMENTS

For the purposes of the quarterly interim financial information, it is presumed that the users of the interim financial information have read or have access to the Annual Statement as of December 31, 2023. This presentation addresses only significant events occurring since the last Annual Statement.

1. Summary of Significant Accounting Policies and Going Concern

A. Accounting Practices

The accompanying financial statements of Wellpoint Iowa, Inc. (the “Company”) have been prepared in conformity with the National Association of Insurance Commissioners’ (“NAIC”) *Annual Statement Instructions* and in accordance with accounting practices prescribed by the NAIC *Accounting Practices and Procedures Manual* (“NAIC SAP”), subject to any deviations prescribed or permitted by the Iowa Insurance Division (the “IID”).

A reconciliation of the Company’s net income and capital and surplus between NAIC SAP and practices prescribed and permitted by the IID is shown below:

	<u>SSAP #</u>	<u>F/S Page</u>	<u>F/S Line #</u>	<u>March 31, 2024</u>	<u>December 31, 2023</u>
<u>Net Income</u>					
(1) Wellpoint Iowa, Inc. state basis (Page 4, Line 32, Columns 2 & 4)	XXX	XXX	XXX	\$ 53,205,096	\$ 69,294,810
(2) State Prescribed Practices that is an increase/(decrease) from NAIC SAP:				—	—
(3) State Permitted Practices that is an increase/(decrease) from NAIC SAP:				—	—
(4) NAIC SAP (1-2-3=4)	XXX	XXX	XXX	<u>\$ 53,205,096</u>	<u>\$ 69,294,810</u>
<u>Surplus</u>					
(5) Wellpoint Iowa, Inc. state basis (Page 3, Line 33, Columns 3 & 4)	XXX	XXX	XXX	\$ 514,147,633	\$ 459,352,517
(6) State Prescribed Practices that is an increase/(decrease) from NAIC SAP:				—	—
(7) State Permitted Practices that is an increase/(decrease) from NAIC SAP:				—	—
(8) NAIC SAP (5-6-7=8)	XXX	XXX	XXX	<u>\$ 514,147,633</u>	<u>\$ 459,352,517</u>

B. Use of Estimates in the Preparation of the Financial Statements

No significant change.

STATEMENT AS OF MARCH 31, 2024 OF Wellpoint Iowa, Inc.
NOTES TO FINANCIAL STATEMENTS

C. Accounting Policies

- (1) No significant change.
- (2) Investment grade bonds not backed by other loans are stated at amortized cost, with amortization calculated based on the modified scientific method, using lower of yield to call or yield to maturity. Non-investment grade bonds are stated at the lower of amortized cost or fair value as determined by various third-party pricing sources.
- (3) - (5) No significant change.
- (6) Loan-backed securities are stated at amortized cost. Pre-payment assumptions for loan-backed securities and structured securities were obtained from broker-dealer survey values or internal estimates. These assumptions are consistent with the current interest rate and economic environment. The retrospective adjustment method is used to value all loan-backed securities. Non-investment grade loan-backed securities are stated at the lower of amortized cost or fair value.
- (7) - (15) No significant change.

D. Going Concern

Not applicable.

2. Accounting Changes and Corrections of Errors

Not applicable.

3. Business Combinations and Goodwill

Not applicable.

4. Discontinued Operations

Not applicable.

5. Investments

A. - C.

Not applicable.

D. Loan-Backed Securities

- (1) Prepayment assumptions for single-class and multi-class mortgage-backed and asset-backed securities were obtained from broker-dealer survey values or internal estimates. The Company used various third-party pricing sources in determining the market value of its loan-backed securities.
- (2) The Company did not recognize other-than-temporary impairments ("OTTI") on its loan-backed securities during the three months ended March 31, 2024.
- (3) The Company did not recognize OTTI on its loan-backed securities at March 31, 2024.

STATEMENT AS OF MARCH 31, 2024 OF Wellpoint Iowa, Inc.
NOTES TO FINANCIAL STATEMENTS

(4) All impaired securities (fair value is less than cost or amortized cost) for which an OTTI has not been recognized in earnings as a realized loss (including securities with a recognized OTTI for non-interest related declines when a non-recognized interest related impairment remains):

a.	The aggregate amount of unrealized losses:		
		1.	Less than 12 Months \$ (319,817)
		2.	12 Months or Longer \$ (5,389,656)
b.	The aggregate related fair value of securities with unrealized losses:		
		1.	Less than 12 Months \$ 37,907,752
		2.	12 Months or Longer \$ 102,090,094

(5) The Company's bond portfolio is sensitive to interest rate fluctuations, which impact the fair value of individual securities. Unrealized losses on bonds were primarily caused by the effects of the interest rate environment and the widening of credit spreads on certain securities. The Company currently has the ability and intent to hold these securities until their full cost can be recovered. Therefore, the Company does not believe the unrealized losses represent an OTTI at March 31, 2024.

E. Dollar Repurchase Agreements and/or Securities Lending Transactions

- (1) Not applicable.
- (2) No significant change.
- (3) Collateral Received
 - a. No significant change.
 - b. The fair value of that collateral and of the portion of that collateral that it has sold or repledged \$ 24,378,687
 - c. No significant change.
- (4) Not applicable.
- (5) No significant change.
- (6) Not applicable.
- (7) Not applicable.

F. Repurchase Agreements Transactions Accounted for as Secured Borrowing

The Company did not enter into repurchase agreement transactions accounted for as secured borrowing at March 31, 2024.

G. Reverse Repurchase Agreements Transactions Accounted for as Secured Borrowing

The Company did not enter into reverse repurchase agreement transactions accounted for as a secured borrowing at March 31, 2024.

H. Repurchase Agreements Transactions Accounted for as a Sale

The Company did not enter into repurchase agreement transactions accounted for as a sale at March 31, 2024.

I. Reverse Repurchase Agreements Transactions Accounted for as a Sale

The Company did not enter into reverse repurchase agreement transactions accounted for as a sale at March 31, 2024.

J. Real Estate

Not applicable.

STATEMENT AS OF MARCH 31, 2024 OF Wellpoint Iowa, Inc.
NOTES TO FINANCIAL STATEMENTS

K. Investments in Low-Income Housing Tax Credits

Not applicable.

L. Restricted Assets

No significant change.

M. Working Capital Finance Investments

Not applicable.

N. Offsetting and Netting of Assets and Liabilities

The Company had no netted assets and liabilities at March 31, 2024.

O. 5GI Securities

The Company has no 5GI Securities as of March 31, 2024.

P. Short Sales

The Company did not have any short sales at March 31, 2024.

Q. Prepayment Penalty and Acceleration Fees

The Company did not have any prepayment penalty or acceleration fees at March 31, 2024.

R. Reporting Entity's Share of Cash Pool by Asset Type

The Company did not participate in a cash pool at March 31, 2024.

6. Joint Ventures, Partnerships and Limited Liability Companies

Not applicable.

7. Investment Income

No significant change.

8. Derivative Instruments

Not applicable.

9. Income Taxes

A. - F.

No significant change.

G. - H.

Not applicable.

STATEMENT AS OF MARCH 31, 2024 OF Wellpoint Iowa, Inc.
NOTES TO FINANCIAL STATEMENTS

I. Alternative Minimum Tax (AMT) Credit

No significant change.

10. Information Concerning Parent, Subsidiaries, Affiliates and Other Related Parties

A. - C.

No significant change.

D. Amounts Due to or from Related Parties

At March 31, 2024, the Company reported no amounts due from affiliates and 72,890,528 due to affiliates. The payable balance represents intercompany transactions that will be settled in accordance with the settlement terms of the intercompany agreement.

E. - O.

No significant change.

11. Debt

Not applicable.

12. Retirement Plans, Deferred Compensation, Postemployment Benefits and Compensated Absences and Other Postretirement Benefit Plans

A. Defined Benefit Plan

Not applicable.

B. Not applicable.

C. Not applicable.

D. Not applicable.

E. Defined Contribution Plans

Not applicable.

F. Multiemployer Plans

The Company does not participate in a multiemployer plan.

G. Consolidated/Holding Company Plans

No significant change.

H. Post Employment Benefits and Compensated Absences

Not applicable.

I. Impact of Medicare Modernization Act on Postretirement Benefits (INT 04-17)

Not applicable.

STATEMENT AS OF MARCH 31, 2024 OF Wellpoint Iowa, Inc.
NOTES TO FINANCIAL STATEMENTS

13. Capital and Surplus, Shareholders' Dividend Restrictions and Quasi-Reorganizations

No significant change.

14. Liabilities, Contingencies and Assessments

No significant change.

15. Leases

No significant change.

16. Information About Financial Instruments With Off-Balance Sheet Risk and Financial Instruments With Concentrations of Credit Risk

No significant change.

17. Sale, Transfer and Servicing of Financial Assets and Extinguishments of Liabilities

A. Transfers of Receivables Reported as Sales

Not applicable.

B. Transfer and Servicing of Financial Assets

(1) The Company participates in a securities lending program whereby marketable securities in its investment portfolio are transferred to independent brokers or dealers. At March 31, 2024 the fair value of securities loaned was \$23,863,837 and the carrying value of securities loaned was \$23,844,882.

(2) - (7) Not applicable.

C. Wash Sales

1. In the course of the Company's asset management, securities may be sold and reacquired within 30 days of the sale date to enhance the yield on the investments.
2. At March 31, 2024, there were no wash sales involving securities with an NAIC designation of 3 or below or unrated.

18. Gain or Loss to the Reporting Entity from Uninsured Plans and the Uninsured Portion of Partially Insured Plans

A. Administrative Services Only Plans

No significant change.

B. Administrative Services Contract Plans

Not applicable.

C. Medicare or Other Similarly Structured Cost-Based Reimbursement Contract

No significant change.

STATEMENT AS OF MARCH 31, 2024 OF Wellpoint Iowa, Inc.
NOTES TO FINANCIAL STATEMENTS

19. Direct Premium Written/Produced by Managing General Agents/Third Party Administrators

Not applicable.

20. Fair Value Measurements

A.

(1) Fair Value Measurement at Reporting Date

There are no assets or liabilities measured at fair value as of March 31, 2024.

(2) There are no investments in Level 3 as of March 31, 2024.

(3) The Company's policy is to recognize transfers between Levels, if any, as of the beginning of the reporting period.

(4) Fair values of bonds are based on quoted market prices, where available. These fair values are obtained primarily from third party pricing services, which generally use Level 1 or Level 2 inputs, for the determination of fair value to facilitate fair value measurements and disclosures. Level 2 securities primarily include United States government securities, corporate securities, securities from states, municipalities and political subdivisions, mortgage-backed securities and certain other asset-backed securities. For securities not actively traded, the pricing services may use quoted market prices of comparable instruments or discounted cash flow analyses, incorporating inputs that are currently observable in the markets for similar securities. Inputs that are often used in the valuation methodologies include, but are not limited to, broker quotes, benchmark yields, credit spreads, default rates and prepayment speeds. The Company has controls in place to review the pricing services' qualifications and procedures used to determine fair values. In addition, the Company periodically reviews the pricing services' pricing methodologies, data sources and pricing inputs to ensure the fair values obtained are reasonable.

Certain bonds, primarily corporate debt securities, are designated Level 3. For these securities, the valuation methodologies may incorporate broker quotes or discounted cash flow analyses using assumptions for inputs such as expected cash flows, benchmark yields, credit spreads, default rates and prepayment speeds that are not observable in the markets.

There have been no significant changes in the valuation techniques during the current period.

B. Fair Value Measurements Under Other Accounting Pronouncements

Not applicable.

C. Financial Instruments

Type of Financial Instrument	Aggregate Fair Value	Admitted Assets	(Level 1)	(Level 2)	(Level 3)	Not Practicable (Carrying Value)	Net Asset Value ("NAV") Included in Level 2
Bonds	\$ 700,453,323	\$ 716,125,627	\$ —	\$ 700,453,323	\$ —	\$ —	\$ —
Securities lending collateral	24,390,860	24,378,687	—	24,390,860	—	—	—

STATEMENT AS OF MARCH 31, 2024 OF Wellpoint Iowa, Inc.
NOTES TO FINANCIAL STATEMENTS

D. Not Practicable to Estimate Fair Value

There are no financial instruments that were not practicable to estimate at fair value.

E. Investments Measured at Net Asset Value

The Company has no investments measured at net asset value.

21. Other Items

No significant change.

22. Events Subsequent

Subsequent events have been considered through May 13, 2024 for the statutory statement issued on May 14, 2024. There were no other events occurring subsequent to March 31, 2024 requiring recognition or disclosure.

23. Reinsurance

No significant change.

24. Retrospectively Rated Contracts & Contracts Subject to Redetermination

A. - D.

No significant change.

E. Risk Sharing Provisions of the Affordable Care Act ("ACA")

(1) Did the reporting entity write accident and health insurance premium that is subject to the Affordable Care Act risk sharing provisions (YES/NO)? No

(2) Impact of Risk-Sharing Provisions of the Affordable Care Act on Admitted Assets, Liabilities and Revenue for the Current Year.

Not applicable.

(3) Roll-forward of prior year ACA risk-sharing provisions for the following asset (gross of any nonadmission) and liability balances, along with the reasons for adjustments to prior year balance.

Not applicable.

(4) Roll-forward of Risk Corridors Asset and Liability Balances by Program Benefit Year.

Not applicable.

(5) ACA Risk Corridors Receivable as of Reporting Date.

Not applicable.

25. Change in Incurred Claims and Claim Adjustment Expenses

A. The estimated cost of claims and claim adjustment expense attributable to insured events of prior years decreased by \$23,574,541 during 2024. This is approximately 8.3% of unpaid claims and claim adjustment expenses, net of healthcare receivables, of \$283,916,369 as of December 31, 2023. The redundancy reflects the decreases in

STATEMENT AS OF MARCH 31, 2024 OF Wellpoint Iowa, Inc.
NOTES TO FINANCIAL STATEMENTS

estimated claims and claims adjustment expenses as a result of claims payment during the year, and as additional information is received regarding claims incurred prior to 2024. Recent claim development trends are also taken into account in evaluating the overall adequacy of unpaid claims and unpaid claim adjustment expense.

- B.** There were no significant changes in methodologies and assumptions used in calculating the liability for unpaid losses and loss adjustment expenses.

26. Intercompany Pooling Arrangements

Not applicable.

27. Structured Settlements

Not applicable.

28. Health Care Receivables

No significant change.

29. Participating Policies

Not applicable.

30. Premium Deficiency Reserves

The Company did not record any premium deficiency reserves at March 31, 2024.

31. Anticipated Salvage and Subrogation

No significant change.

GENERAL INTERROGATORIES

PART 1 - COMMON INTERROGATORIES

GENERAL

- 1.1 Did the reporting entity experience any material transactions requiring the filing of Disclosure of Material Transactions with the State of Domicile, as required by the Model Act? Yes [] No [X]
- 1.2 If yes, has the report been filed with the domiciliary state? Yes [] No []
- 2.1 Has any change been made during the year of this statement in the charter, by-laws, articles of incorporation, or deed of settlement of the reporting entity? Yes [] No [X]
- 2.2 If yes, date of change: _____
- 3.1 Is the reporting entity a member of an Insurance Holding Company System consisting of two or more affiliated persons, one or more of which is an insurer? Yes [X] No []
If yes, complete Schedule Y, Parts 1 and 1A.
- 3.2 Have there been any substantial changes in the organizational chart since the prior quarter end? Yes [] No [X]
- 3.3 If the response to 3.2 is yes, provide a brief description of those changes.
.....
- 3.4 Is the reporting entity publicly traded or a member of a publicly traded group? Yes [X] No []
- 3.5 If the response to 3.4 is yes, provide the CIK (Central Index Key) code issued by the SEC for the entity/group. 0001156039
- 4.1 Has the reporting entity been a party to a merger or consolidation during the period covered by this statement? Yes [] No [X]
- 4.2 If yes, provide the name of the entity, NAIC Company Code, and state of domicile (use two letter state abbreviation) for any entity that has ceased to exist as a result of the merger or consolidation.

1 Name of Entity	2 NAIC Company Code	3 State of Domicile

- 5. If the reporting entity is subject to a management agreement, including third-party administrator(s), managing general agent(s), attorney-in-fact, or similar agreement, have there been any significant changes regarding the terms of the agreement or principals involved? Yes [] No [X] N/A []
If yes, attach an explanation.
.....
- 6.1 State as of what date the latest financial examination of the reporting entity was made or is being made. 12/31/2022
- 6.2 State the as of date that the latest financial examination report became available from either the state of domicile or the reporting entity. This date should be the date of the examined balance sheet and not the date the report was completed or released. 12/31/2017
- 6.3 State as of what date the latest financial examination report became available to other states or the public from either the state of domicile or the reporting entity. This is the release date or completion date of the examination report and not the date of the examination (balance sheet date). 10/30/2019
- 6.4 By what department or departments?
Iowa Insurance Division
- 6.5 Have all financial statement adjustments within the latest financial examination report been accounted for in a subsequent financial statement filed with Departments? Yes [] No [] N/A [X]
- 6.6 Have all of the recommendations within the latest financial examination report been complied with? Yes [] No [] N/A [X]
- 7.1 Has this reporting entity had any Certificates of Authority, licenses or registrations (including corporate registration, if applicable) suspended or revoked by any governmental entity during the reporting period? Yes [] No [X]
- 7.2 If yes, give full information:
.....
- 8.1 Is the company a subsidiary of a bank holding company regulated by the Federal Reserve Board? Yes [] No [X]
- 8.2 If response to 8.1 is yes, please identify the name of the bank holding company.
.....
- 8.3 Is the company affiliated with one or more banks, thrifts or securities firms? Yes [] No [X]
- 8.4 If response to 8.3 is yes, please provide below the names and location (city and state of the main office) of any affiliates regulated by a federal regulatory services agency [i.e. the Federal Reserve Board (FRB), the Office of the Comptroller of the Currency (OCC), the Federal Deposit Insurance Corporation (FDIC) and the Securities Exchange Commission (SEC)] and identify the affiliate's primary federal regulator.

1 Affiliate Name	2 Location (City, State)	3 FRB	4 OCC	5 FDIC	6 SEC

GENERAL INTERROGATORIES

- 9.1 Are the senior officers (principal executive officer, principal financial officer, principal accounting officer or controller, or persons performing similar functions) of the reporting entity subject to a code of ethics, which includes the following standards? Yes [] No []
 (a) Honest and ethical conduct, including the ethical handling of actual or apparent conflicts of interest between personal and professional relationships;
 (b) Full, fair, accurate, timely and understandable disclosure in the periodic reports required to be filed by the reporting entity;
 (c) Compliance with applicable governmental laws, rules and regulations;
 (d) The prompt internal reporting of violations to an appropriate person or persons identified in the code; and
 (e) Accountability for adherence to the code.
- 9.11 If the response to 9.1 is No, please explain:

- 9.2 Has the code of ethics for senior managers been amended? Yes [] No []
- 9.21 If the response to 9.2 is Yes, provide information related to amendment(s).
 1.Changes to lobbying section to clarify that the policies in the section apply to foreign government officials as well as domestic, 2.Changes to the Gifts and Special Courtesies section to ensure language on the process for requesting an exception to the prohibition on gifts to government officials, 3.Changes to the Code of Conduct to strengthen and clarify the scope and guiding principles for human rights and the grievance process, 4.Added provisions for the use of Generative AI and Large Language Models (LLMs) and expanded to clarify that vendors / suppliers are required to adhere to RAI policies and guidelines, 5.Added references to the Ireland Criminal Justice Act.
- 9.3 Have any provisions of the code of ethics been waived for any of the specified officers? Yes [] No []
- 9.31 If the response to 9.3 is Yes, provide the nature of any waiver(s).

FINANCIAL

- 10.1 Does the reporting entity report any amounts due from parent, subsidiaries or affiliates on Page 2 of this statement? Yes [] No []
- 10.2 If yes, indicate any amounts receivable from parent included in the Page 2 amount: \$ 0

INVESTMENT

- 11.1 Were any of the stocks, bonds, or other assets of the reporting entity loaned, placed under option agreement, or otherwise made available for use by another person? (Exclude securities under securities lending agreements.) Yes [] No []
- 11.2 If yes, give full and complete information relating thereto:

12. Amount of real estate and mortgages held in other invested assets in Schedule BA: \$ 0
13. Amount of real estate and mortgages held in short-term investments: \$ 0
- 14.1 Does the reporting entity have any investments in parent, subsidiaries and affiliates? Yes [] No []
- 14.2 If yes, please complete the following:
- | | 1
Prior Year-End
Book/Adjusted
Carrying Value | 2
Current Quarter
Book/Adjusted
Carrying Value |
|---|--|---|
| 14.21 Bonds | \$ 0 | \$ 0 |
| 14.22 Preferred Stock | \$ 0 | \$ 0 |
| 14.23 Common Stock | \$ 0 | \$ 0 |
| 14.24 Short-Term Investments | \$ 0 | \$ 0 |
| 14.25 Mortgage Loans on Real Estate | \$ 0 | \$ 0 |
| 14.26 All Other | \$ 0 | \$ 0 |
| 14.27 Total Investment in Parent, Subsidiaries and Affiliates (Subtotal Lines 14.21 to 14.26) | \$ 0 | \$ 0 |
| 14.28 Total Investment in Parent included in Lines 14.21 to 14.26 above | \$ 0 | \$ 0 |
- 15.1 Has the reporting entity entered into any hedging transactions reported on Schedule DB? Yes [] No []
- 15.2 If yes, has a comprehensive description of the hedging program been made available to the domiciliary state? Yes [] No [] N/A []
 If no, attach a description with this statement.

16. For the reporting entity's security lending program, state the amount of the following as of the current statement date:
- | | | |
|--|----|------------|
| 16.1 Total fair value of reinvested collateral assets reported on Schedule DL, Parts 1 and 2. | \$ | 24,390,860 |
| 16.2 Total book/adjusted carrying value of reinvested collateral assets reported on Schedule DL, Parts 1 and 2 | \$ | 24,378,687 |
| 16.3 Total payable for securities lending reported on the liability page. | \$ | 24,378,687 |

GENERAL INTERROGATORIES

17. Excluding items in Schedule E - Part 3 - Special Deposits, real estate, mortgage loans and investments held physically in the reporting entity's offices, vaults or safety deposit boxes, were all stocks, bonds and other securities, owned throughout the current year held pursuant to a custodial agreement with a qualified bank or trust company in accordance with Section 1, III - General Examination Considerations, F. Outsourcing of Critical Functions, Custodial or Safekeeping Agreements of the NAIC Financial Condition Examiners Handbook? Yes [X] No []
- 17.1 For all agreements that comply with the requirements of the NAIC Financial Condition Examiners Handbook, complete the following:

1 Name of Custodian(s)	2 Custodian Address
JP Morgan Chase Bank, N.A	383 Madison Ave, New York, NY 10179

- 17.2 For all agreements that do not comply with the requirements of the NAIC Financial Condition Examiners Handbook, provide the name, location and a complete explanation:

1 Name(s)	2 Location(s)	3 Complete Explanation(s)
.....

- 17.3 Have there been any changes, including name changes, in the custodian(s) identified in 17.1 during the current quarter? Yes [] No [X]
- 17.4 If yes, give full information relating thereto:

1 Old Custodian	2 New Custodian	3 Date of Change	4 Reason
.....

- 17.5 Investment management – Identify all investment advisors, investment managers, broker/dealers, including individuals that have the authority to make investment decisions on behalf of the reporting entity. For assets that are managed internally by employees of the reporting entity, note as such. ["...that have access to the investment accounts"; "...handle securities"]

1 Name of Firm or Individual	2 Affiliation
Elevance Health, Inc.	I.....
Robert W. Baird & Co	U.....

- 17.5097 For those firms/individuals listed in the table for Question 17.5, do any firms/individuals unaffiliated with the reporting entity (i.e. designated with a "U") manage more than 10% of the reporting entity's invested assets?..... Yes [X] No []

- 17.5098 For firms/individuals unaffiliated with the reporting entity (i.e. designated with a "U") listed in the table for Question 17.5, does the total assets under management aggregate to more than 50% of the reporting entity's invested assets?..... Yes [X] No []

- 17.6 For those firms or individuals listed in the table for 17.5 with an affiliation code of "A" (affiliated) or "U" (unaffiliated), provide the information for the table below.

1 Central Registration Depository Number	2 Name of Firm or Individual	3 Legal Entity Identifier (LEI)	4 Registered With	5 Investment Management Agreement (IMA) Filed
8158	Robert W. Baird & Co	549300772UJHRD6L053	Securities Exchange Commission	NO.....

- 18.1 Have all the filing requirements of the Purposes and Procedures Manual of the NAIC Investment Analysis Office been followed? Yes [X] No []

- 18.2 If no, list exceptions:
.....

19. By self-designating 5GI securities, the reporting entity is certifying the following elements for each self-designated 5GI security:
- a. Documentation necessary to permit a full credit analysis of the security does not exist or an NAIC CRP credit rating for an FE or PL security is not available.
 - b. Issuer or obligor is current on all contracted interest and principal payments.
 - c. The insurer has an actual expectation of ultimate payment of all contracted interest and principal.
- Has the reporting entity self-designated 5GI securities? Yes [] No [X]

20. By self-designating PLGI securities, the reporting entity is certifying the following elements of each self-designated PLGI security:
- a. The security was purchased prior to January 1, 2018.
 - b. The reporting entity is holding capital commensurate with the NAIC Designation reported for the security.
 - c. The NAIC Designation was derived from the credit rating assigned by an NAIC CRP in its legal capacity as a NRSRO which is shown on a current private letter rating held by the insurer and available for examination by state insurance regulators.
 - d. The reporting entity is not permitted to share this credit rating of the PL security with the SVO.
- Has the reporting entity self-designated PLGI securities? Yes [] No [X]

21. By assigning FE to a Schedule BA non-registered private fund, the reporting entity is certifying the following elements of each self-designated FE fund:
- a. The shares were purchased prior to January 1, 2019.
 - b. The reporting entity is holding capital commensurate with the NAIC Designation reported for the security.
 - c. The security had a public credit rating(s) with annual surveillance assigned by an NAIC CRP in its legal capacity as an NRSRO prior to January 1, 2019.
 - d. The fund only or predominantly holds bonds in its portfolio.
 - e. The current reported NAIC Designation was derived from the public credit rating(s) with annual surveillance assigned by an NAIC CRP in its legal capacity as an NRSRO.
 - f. The public credit rating(s) with annual surveillance assigned by an NAIC CRP has not lapsed.
- Has the reporting entity assigned FE to Schedule BA non-registered private funds that complied with the above criteria? Yes [] No [X]

GENERAL INTERROGATORIES

PART 2 - HEALTH

1. Operating Percentages:
- 1.1 A&H loss percent88.0 %
 - 1.2 A&H cost containment percent 2.6 %
 - 1.3 A&H expense percent excluding cost containment expenses 3.9 %
- 2.1 Do you act as a custodian for health savings accounts? Yes [] No [X]
- 2.2 If yes, please provide the amount of custodial funds held as of the reporting date \$.....
- 2.3 Do you act as an administrator for health savings accounts? Yes [] No [X]
- 2.4 If yes, please provide the balance of the funds administered as of the reporting date \$.....
3. Is the reporting entity licensed or chartered, registered, qualified, eligible or writing business in at least two states? Yes [] No [X]
- 3.1 If no, does the reporting entity assume reinsurance business that covers risks residing in at least one state other than the state of domicile of the reporting entity? Yes [] No [X]

SCHEDULE S - CEDED REINSURANCE

Showing All New Reinsurance Treaties - Current Year to Date

1 NAIC Company Code	2 ID Number	3 Effective Date	4 Name of Reinsurer	5 Domiciliary Jurisdiction	6 Type of Reinsurance Ceded	7 Type of Business Ceded	8 Type of Reinsurer	9 Certified Reinsurer Rating (1 through 6)	10 Effective Date of Certified Reinsurer Rating
NONE									

SCHEDULE T - PREMIUMS AND OTHER CONSIDERATIONS

Current Year to Date - Allocated by States and Territories


States, etc.	1 Active Status (a)	Direct Business Only									
		2 Accident and Health Premiums	3 Medicare Title XVIII	4 Medicaid Title XIX	5 CHIP Title XXI	6 Federal Employees Health Benefits Program Premiums	7 Life and Annuity Premiums & Other Considerations	8 Property/Casualty Premiums	9 Total Columns 2 Through 8	10 Deposit-Type Contracts	
1. Alabama AL	.N.									.0	
2. Alaska AK	.N.									.0	
3. Arizona AZ	.N.									.0	
4. Arkansas AR	.N.									.0	
5. California CA	.N.									.0	
6. Colorado CO	.N.									.0	
7. Connecticut CT	.N.									.0	
8. Delaware DE	.N.									.0	
9. District of Columbia DC	.N.									.0	
10. Florida FL	.N.									.0	
11. Georgia GA	.N.									.0	
12. Hawaii HI	.N.									.0	
13. Idaho ID	.N.									.0	
14. Illinois IL	.N.									.0	
15. Indiana IN	.N.									.0	
16. Iowa IA	.L		39,652,845	717,290,547	13,370,649					770,314,041	
17. Kansas KS	.N.									.0	
18. Kentucky KY	.N.									.0	
19. Louisiana LA	.N.									.0	
20. Maine ME	.N.									.0	
21. Maryland MD	.N.									.0	
22. Massachusetts MA	.N.									.0	
23. Michigan MI	.N.									.0	
24. Minnesota MN	.N.									.0	
25. Mississippi MS	.N.									.0	
26. Missouri MO	.N.									.0	
27. Montana MT	.N.									.0	
28. Nebraska NE	.N.									.0	
29. Nevada NV	.N.									.0	
30. New Hampshire NH	.N.									.0	
31. New Jersey NJ	.N.									.0	
32. New Mexico NM	.N.									.0	
33. New York NY	.N.									.0	
34. North Carolina NC	.N.									.0	
35. North Dakota ND	.N.									.0	
36. Ohio OH	.N.									.0	
37. Oklahoma OK	.N.									.0	
38. Oregon OR	.N.									.0	
39. Pennsylvania PA	.N.									.0	
40. Rhode Island RI	.N.									.0	
41. South Carolina SC	.N.									.0	
42. South Dakota SD	.N.									.0	
43. Tennessee TN	.N.									.0	
44. Texas TX	.N.									.0	
45. Utah UT	.N.									.0	
46. Vermont VT	.N.									.0	
47. Virginia VA	.N.									.0	
48. Washington WA	.N.									.0	
49. West Virginia WV	.N.									.0	
50. Wisconsin WI	.N.									.0	
51. Wyoming WY	.N.									.0	
52. American Samoa AS	.N.									.0	
53. Guam GU	.N.									.0	
54. Puerto Rico PR	.N.									.0	
55. U.S. Virgin Islands VI	.N.									.0	
56. Northern Mariana Islands MP	.N.									.0	
57. Canada CAN	.N.									.0	
58. Aggregate Other Aliens OT	.XXX	.0	.0	.0	.0	.0	.0	.0	.0	.0	.0
59. Subtotal	.XXX	.0	39,652,845	717,290,547	13,370,649	.0	.0	.0	.0	770,314,041	.0
60. Reporting Entity Contributions for Employee Benefit Plans	.XXX									.0	
61. Totals (Direct Business)	.XXX	0	39,652,845	717,290,547	13,370,649	0	0	0	0	770,314,041	0
DETAILS OF WRITE-INS											
58001.XXX										
58002.XXX										
58003.XXX										
58998. Summary of remaining write-ins for Line 58 from overflow page	.XXX	.0	.0	.0	.0	.0	.0	.0	.0	.0	.0
58999. Totals (Lines 58001 through 58003 plus 58998)(Line 58 above)	.XXX	0	0	0	0	0	0	0	0	0	0

(a) Active Status Counts:

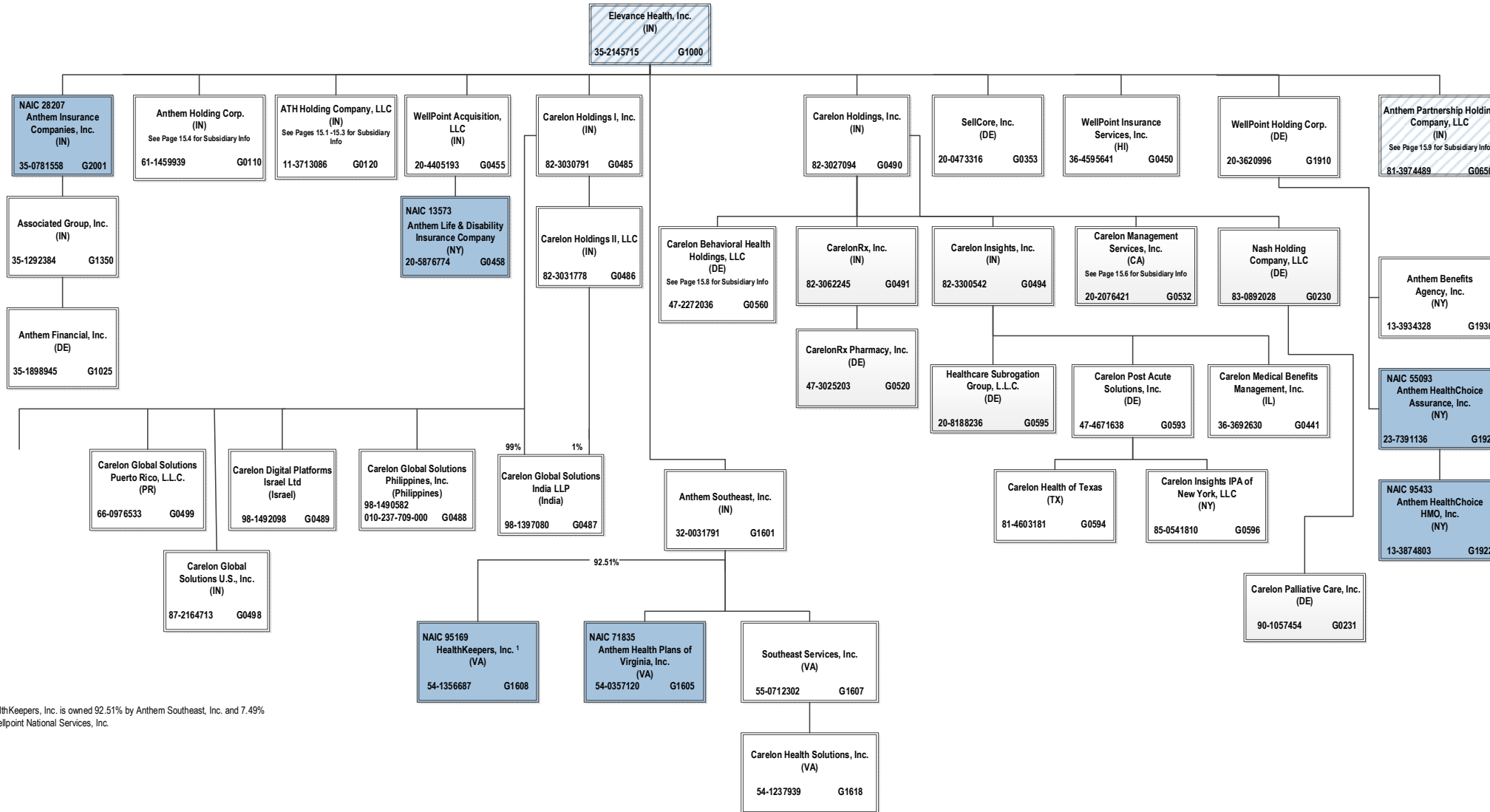
- 1. L - Licensed or Chartered - Licensed insurance carrier or domiciled RRG..... 1
- 2. R - Registered - Non-domiciled RRGs..... 0
- 3. E - Eligible - Reporting entities eligible or approved to write surplus lines in the state. 0
- 4. Q - Qualified - Qualified or accredited reinsurer..... 0
- 5. N - None of the above - Not allowed to write business in the state..... 56

SCHEDULE Y – INFORMATION CONCERNING ACTIVITIES OF INSURER MEMBERS OF A HOLDING COMPANY GROUP

PART 1 – ORGANIZATIONAL CHART



ALL SUBSIDIARIES 100% OWNED AND LLC'S ARE CONTROLLED BY MEMBERS UNLESS OTHERWISE NOTED

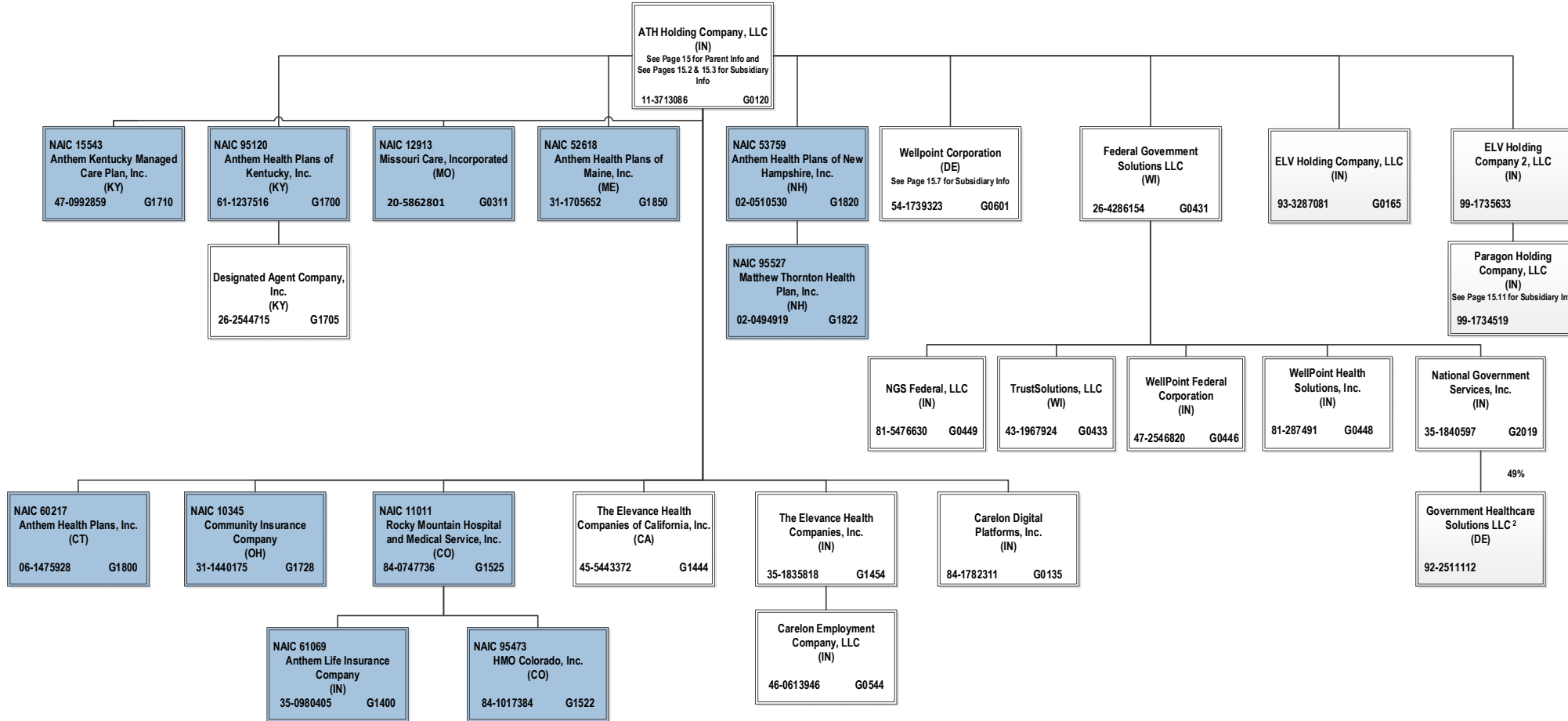
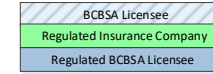


¹ HealthKeepers, Inc. is owned 92.51% by Anthem Southeast, Inc. and 7.49% by Wellpoint National Services, Inc.

SCHEDULE Y – INFORMATION CONCERNING ACTIVITIES OF INSURER MEMBERS OF A HOLDING COMPANY GROUP

PART 1 – ORGANIZATIONAL CHART

ALL SUBSIDIARIES 100% OWNED AND LLC'S ARE CONTROLLED BY MEMBERS UNLESS OTHERWISE NOTED



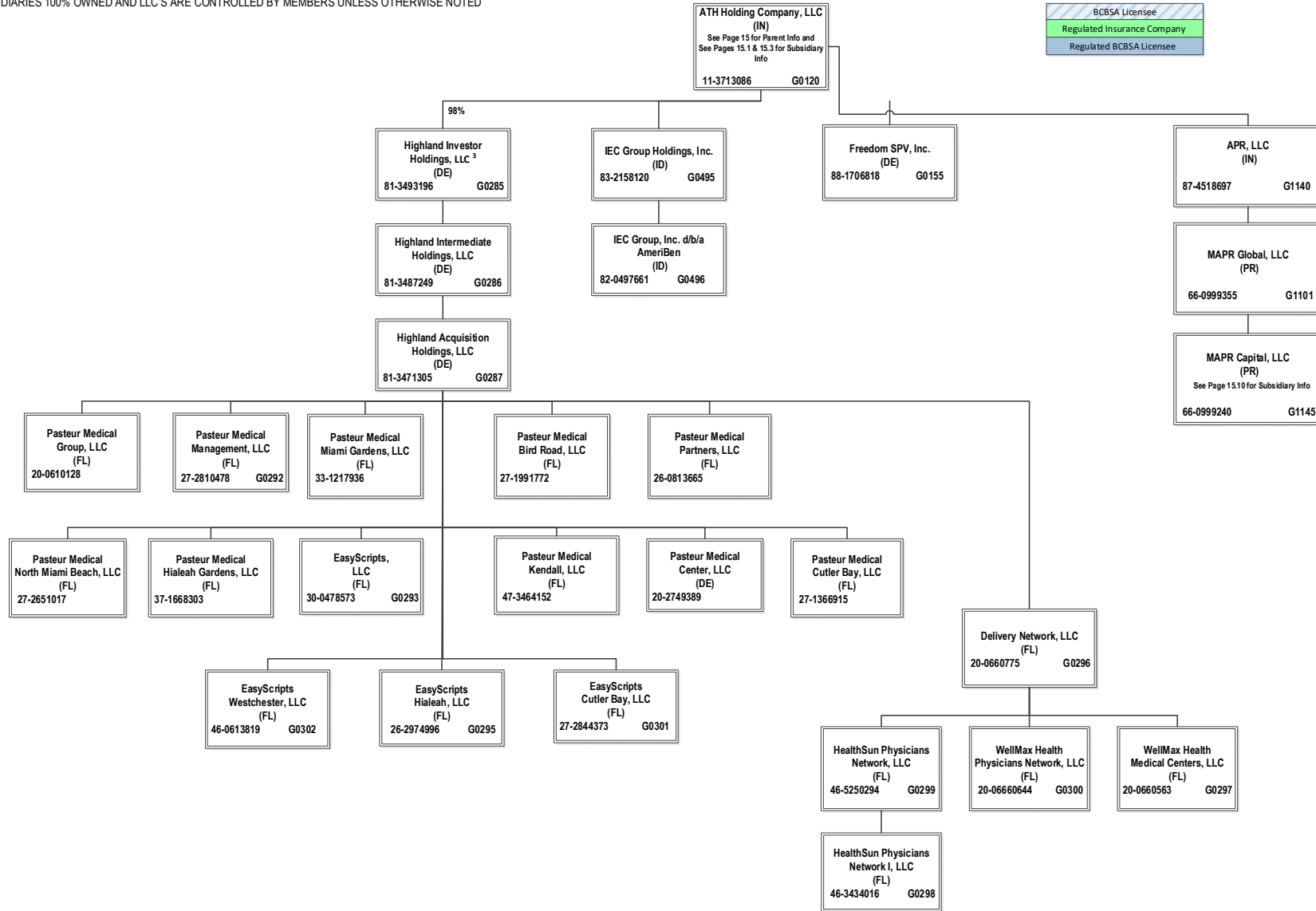
15.1

² Government Healthcare Solutions LLC. is a joint venture 49% owned by National Government Services, Inc. and 51% owned by MKS2 LLC (non-affiliate)

SCHEDULE Y – INFORMATION CONCERNING ACTIVITIES OF INSURER MEMBERS OF A HOLDING COMPANY GROUP

PART 1 – ORGANIZATIONAL CHART

ALL SUBSIDIARIES 100% OWNED AND LLC'S ARE CONTROLLED BY MEMBERS UNLESS OTHERWISE NOTED

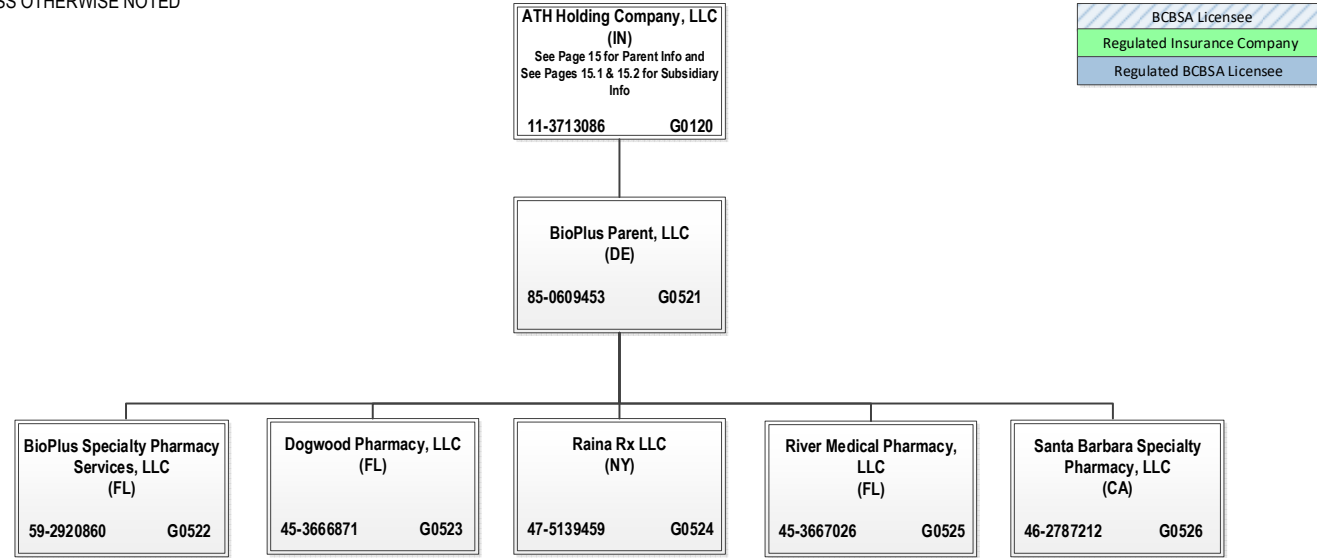


15.2

³ ATH Holding Company, LLC holds a 98% interest in Highland Investor Holdings, LLC, and Wellpoint Corporation holds the remaining 2% interest.

SCHEDULE Y – INFORMATION CONCERNING ACTIVITIES OF INSURER MEMBERS OF A HOLDING COMPANY GROUP
PART 1 – ORGANIZATIONAL CHART

ALL SUBSIDIARIES 100% OWNED AND LLC'S ARE CONTROLLED BY MEMBERS UNLESS OTHERWISE NOTED

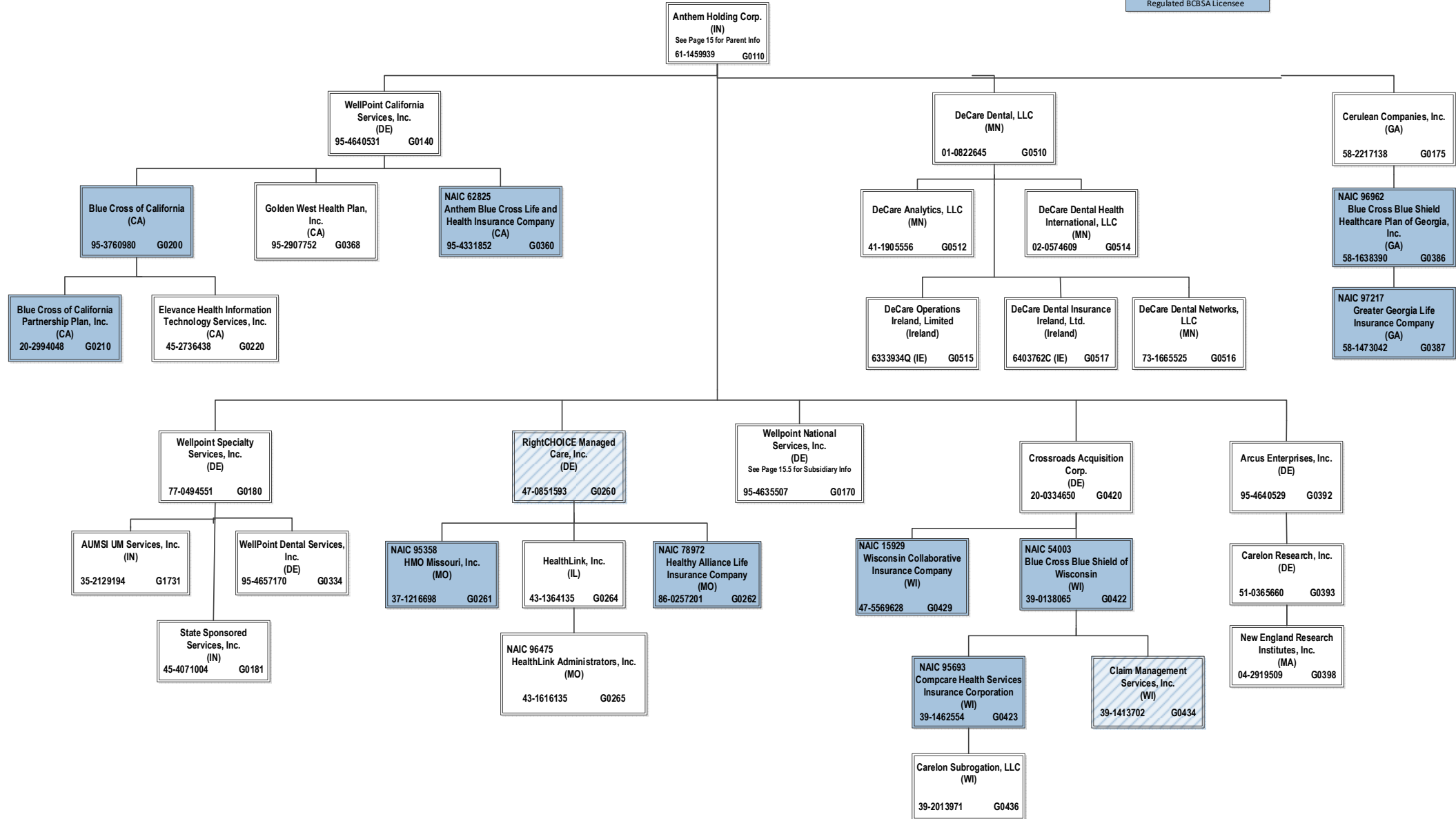


SCHEDULE Y – INFORMATION CONCERNING ACTIVITIES OF INSURER MEMBERS OF A HOLDING COMPANY GROUP

PART 1 – ORGANIZATIONAL CHART

ALL SUBSIDIARIES 100% OWNED AND LLC'S ARE CONTROLLED BY MEMBERS UNLESS OTHERWISE NOTED

BCBSA Licensee
Regulated Insurance Company
Regulated BCBSA Licensee

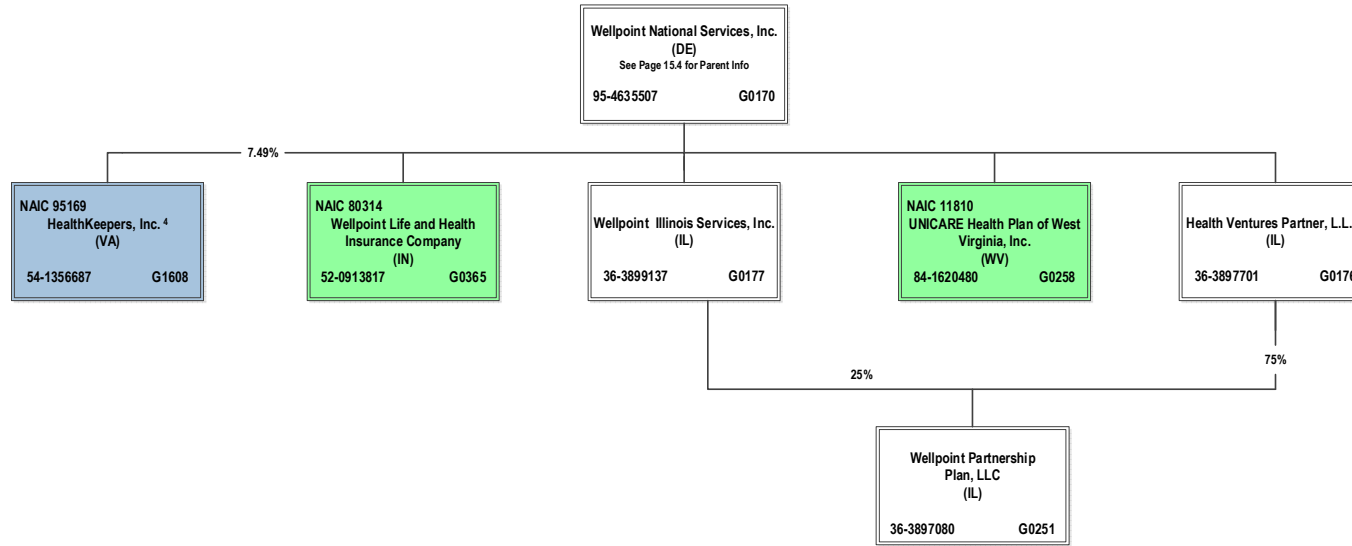


SCHEDULE Y – INFORMATION CONCERNING ACTIVITIES OF INSURER MEMBERS OF A HOLDING COMPANY GROUP

PART 1 – ORGANIZATIONAL CHART

ALL SUBSIDIARIES 100% OWNED AND LLC'S ARE CONTROLLED BY MEMBERS UNLESS OTHERWISE NOTED

BCBSA Licensee
Regulated Insurance Company
Regulated BCBSA Licensee



15.5

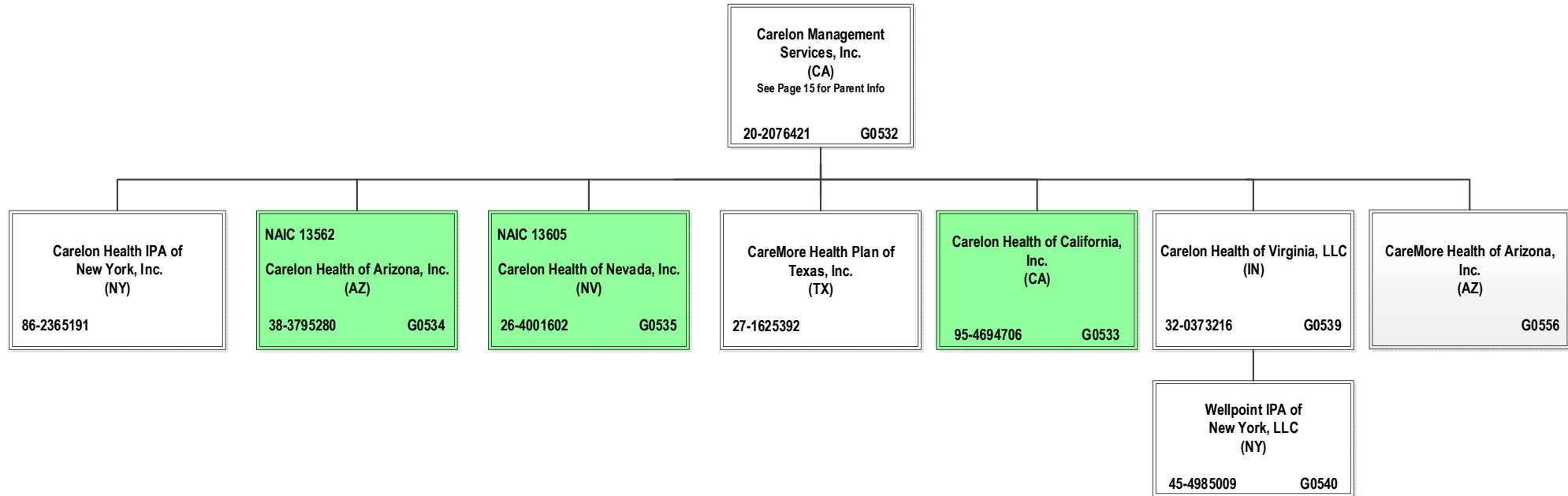
⁴ HealthKeepers, Inc. is owned 92.51% by Anthem Southeast, Inc. and 7.49% by Wellpoint National Services, Inc.

SCHEDULE Y – INFORMATION CONCERNING ACTIVITIES OF INSURER MEMBERS OF A HOLDING COMPANY GROUP

PART 1 – ORGANIZATIONAL CHART

BCBSA Licensee
Regulated Insurance Company
Regulated BCBSA Licensee

ALL SUBSIDIARIES 100% OWNED AND LLC'S ARE CONTROLLED BY MEMBERS UNLESS OTHERWISE NOTED

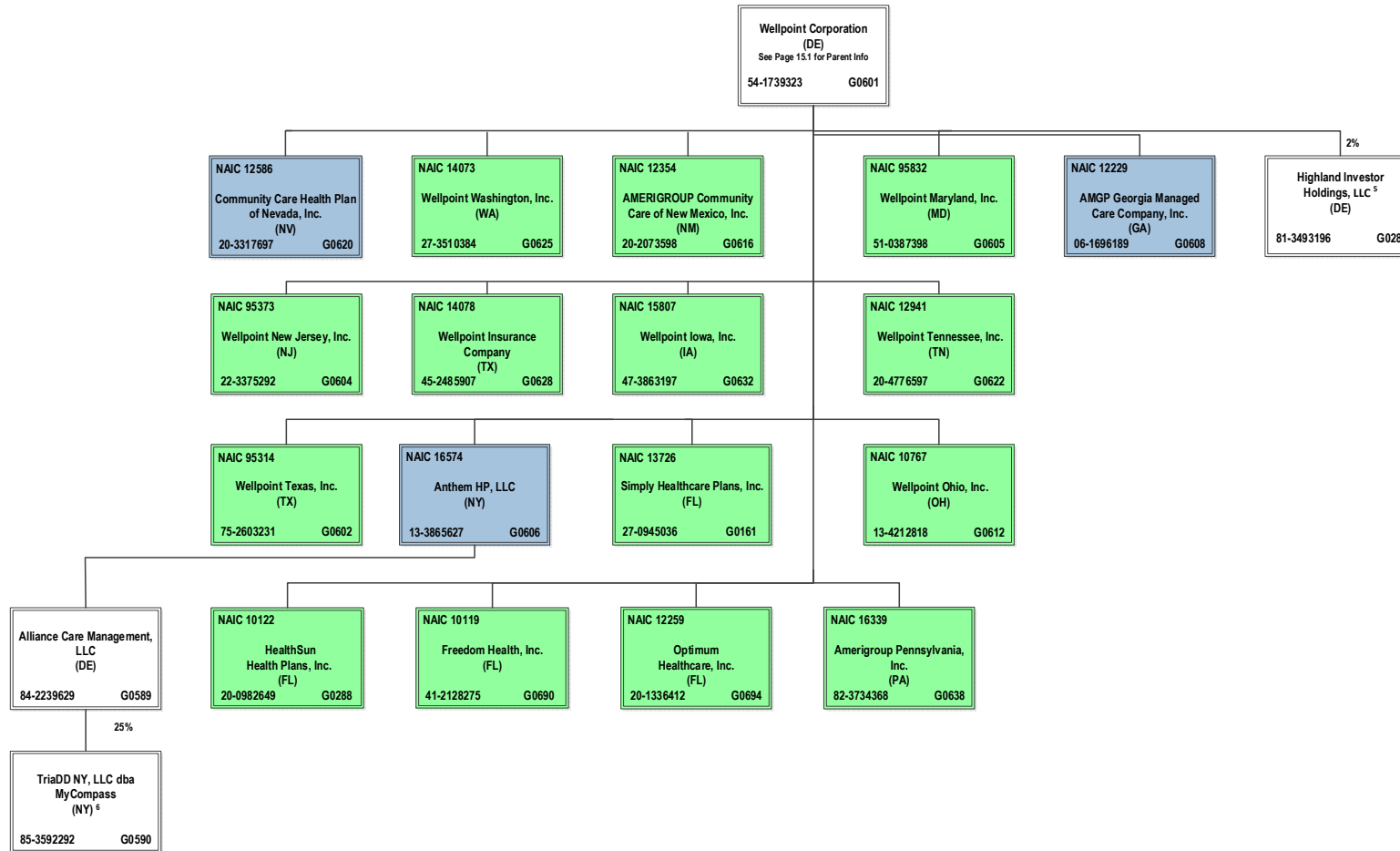


SCHEDULE Y – INFORMATION CONCERNING ACTIVITIES OF INSURER MEMBERS OF A HOLDING COMPANY GROUP

PART 1 – ORGANIZATIONAL CHART

ALL SUBSIDIARIES 100% OWNED AND LLC'S ARE CONTROLLED BY MEMBERS UNLESS OTHERWISE NOTED

BCBSA Licensee
Regulated Insurance Company
Regulated BCBSA Licensee



15.7

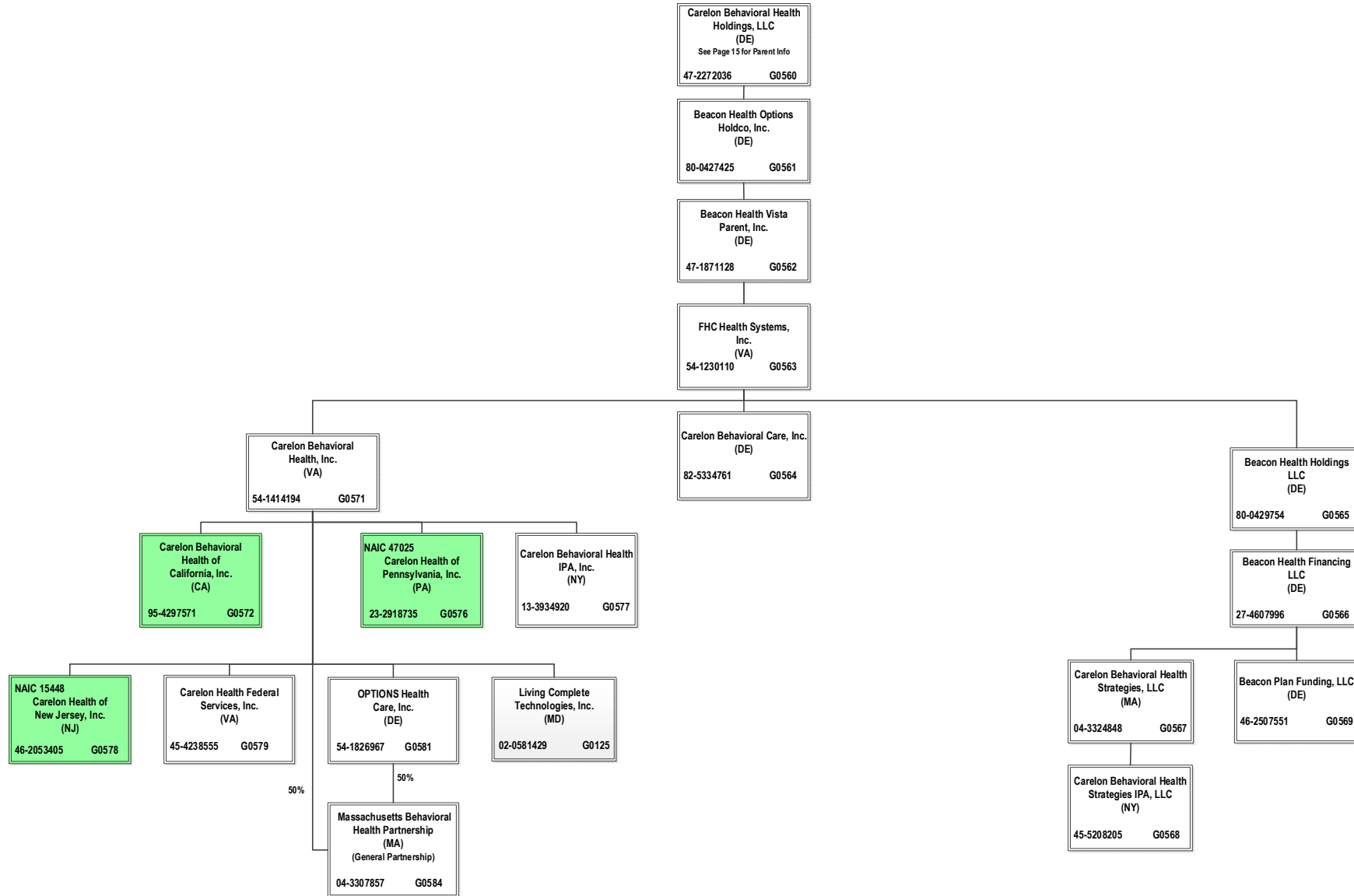
⁵ Wellpoint Corporation holds a 2% interest in Highland Investor Holdings, LLC, and ATH Holding Company, LLC holds the remaining 98% interest.
⁶ TriaDD NY, LLC dba MyCompass is 25% owned by Alliance Care Management, LLC and the remaining 75% interest is owned by unaffiliated investors.

SCHEDULE Y – INFORMATION CONCERNING ACTIVITIES OF INSURER MEMBERS OF A HOLDING COMPANY GROUP

PART 1 – ORGANIZATIONAL CHART

BCBSA Licensee
Regulated Insurance Company
Regulated BCBSA Licensee

ALL SUBSIDIARIES 100% OWNED AND LLC'S ARE CONTROLLED BY MEMBERS UNLESS OTHERWISE NOTED

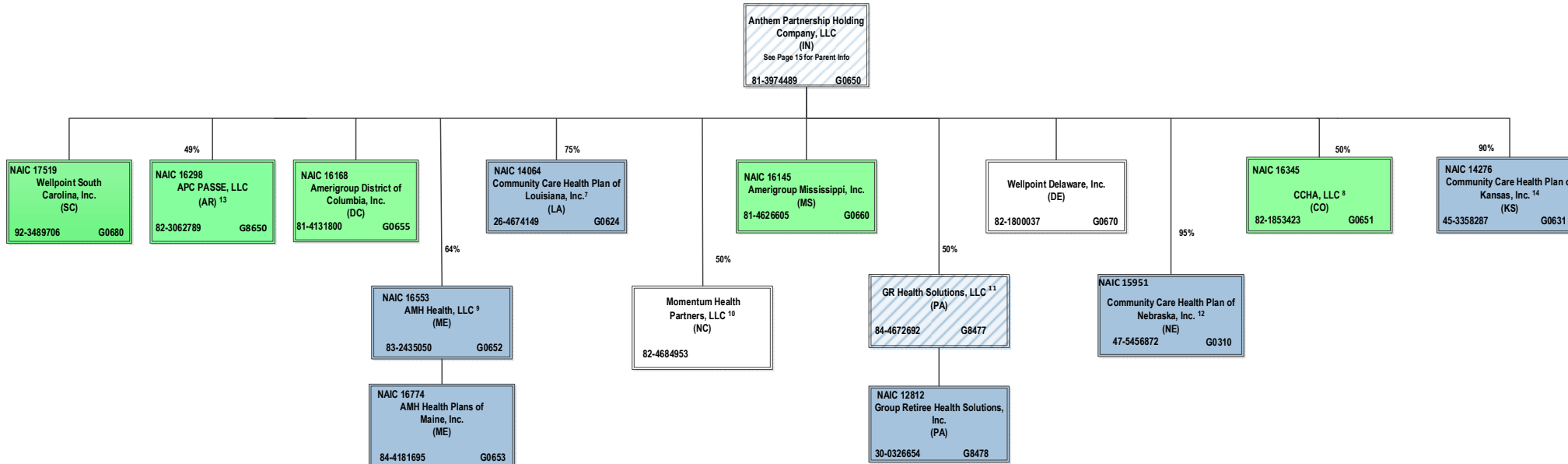


SCHEDULE Y – INFORMATION CONCERNING ACTIVITIES OF INSURER MEMBERS OF A HOLDING COMPANY GROUP

PART 1 – ORGANIZATIONAL CHART



ALL SUBSIDIARIES 100% OWNED AND LLC'S ARE CONTROLLED BY MEMBERS UNLESS OTHERWISE NOTED



⁷ Community Care Health Plan of Louisiana, Inc. is a joint venture 75% owned by Anthem Partnership Holding Company, LLC and 25% owned by Louisiana Health Service & Indemnity Company d/b/a Blue Cross and Blue Shield of Louisiana (non-affiliate)

⁸ CCHA, LLC is a joint venture 50% owned by Anthem Partnership Holding Company, LLC and 50% owned by Colorado Community Health Alliance, LLC (non-affiliate)

⁹ AMH Health, LLC is a joint venture 36% owned by MaineHealth (non-affiliate) and 64% owned by Anthem Partnership Holding Company, LLC

¹⁰ Momentum Health Partners, LLC is a joint venture 50% owned by Anthem Partnership Holding Company, LLC and 50% owned by Blue Cross and Blue Shield of North Carolina (non-affiliate)

¹¹ GR Health Solutions, LLC is a joint venture 50% owned by Anthem Partnership Holding Company, LLC and 50% owned by Independence Blue Cross, LLC (non-affiliate)

¹² Community Care Health Plan of Nebraska, Inc. is a joint venture 95% owned by Anthem Partnership Holding Company, LLC and 5% owned by Blue Cross and Blue Shield of Nebraska, Inc. (non-affiliate).

¹³ APC PASSE, LLC (regulated entity) is a joint venture 49% owned by Anthem Partnership Holding Company, LLC and 51% owned by Arkansas Provider Coalition, LLC (non-affiliate).

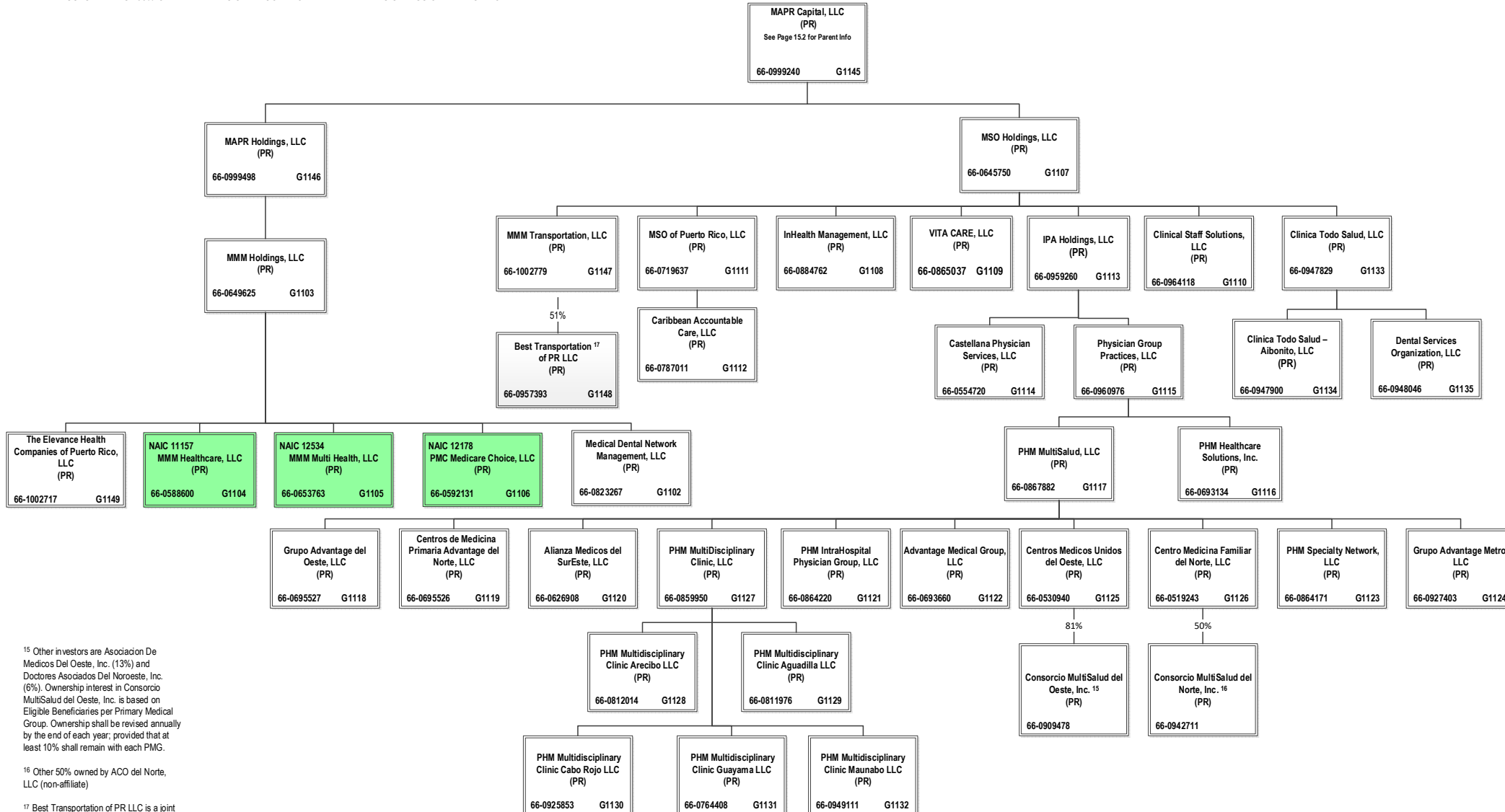
¹⁴ Community Care Health Plan of Kansas, Inc. is a joint venture 90% owned by Anthem Partnership Holding Company, LLC, 5% owned by Blue Cross and Blue Shield of Kansas (non-affiliate) and 5% owned by Blue Cross and Blue Shield of Kansas City (non-affiliate).

SCHEDULE Y – INFORMATION CONCERNING ACTIVITIES OF INSURER MEMBERS OF A HOLDING COMPANY GROUP

PART 1 – ORGANIZATIONAL CHART

BCBSA Licensee
Regulated Insurance Company
Regulated BCBSA Licensee

ALL SUBSIDIARIES 100% OWNED AND LLC'S ARE CONTROLLED BY MEMBERS UNLESS OTHERWISE NOTED



¹⁵ Other investors are Asociacion De Medicos Del Oeste, Inc. (13%) and Doctores Asociados Del Noroeste, Inc. (6%). Ownership interest in Consorcio MultiSalud del Oeste, Inc. is based on Eligible Beneficiaries per Primary Medical Group. Ownership shall be revised annually by the end of each year; provided that at least 10% shall remain with each PMG.

¹⁶ Other 50% owned by ACO del Norte, LLC (non-affiliate)

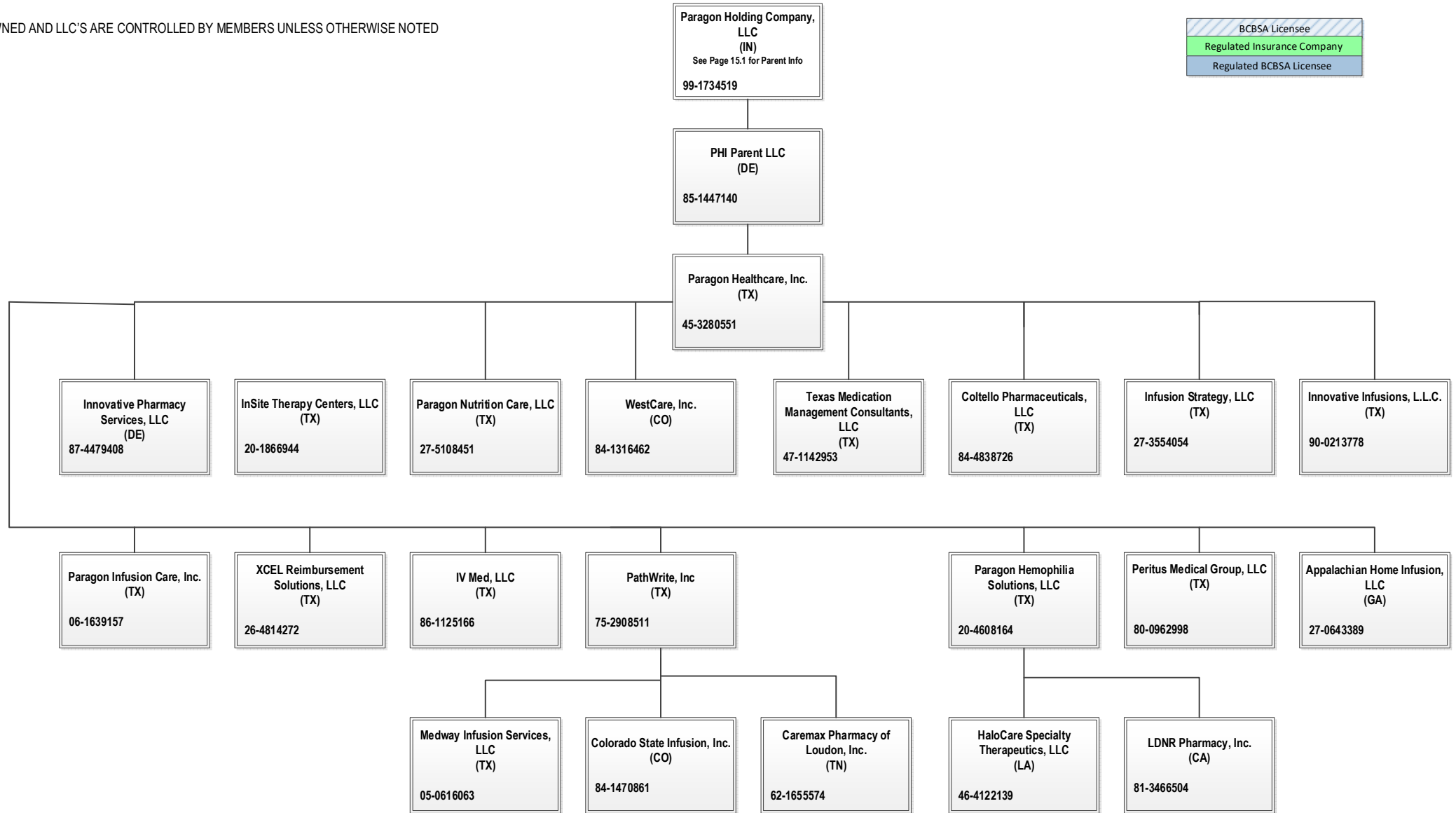
¹⁷ Best Transportation of PR LLC is a joint venture 51% owned by MMM Transportation, LLC and 49% owned by Best Transportation of PR LLC

SCHEDULE Y – INFORMATION CONCERNING ACTIVITIES OF INSURER MEMBERS OF A HOLDING COMPANY GROUP

PART 1 – ORGANIZATIONAL CHART

ALL SUBSIDIARIES 100% OWNED AND LLC'S ARE CONTROLLED BY MEMBERS UNLESS OTHERWISE NOTED

BCBSA Licensee
Regulated Insurance Company
Regulated BCBSA Licensee



STATEMENT AS OF MARCH 31, 2024 OF THE Wellpoint Iowa, Inc.

SCHEDULE Y
PART 1A - DETAIL OF INSURANCE HOLDING COMPANY SYSTEM

1	2	3	4	5	6	7	8	9	10	11	12	13	14	15	16
Group Code	Group Name	NAIC Company Code	ID Number	Federal RSSD	CIK	Name of Securities Exchange if Publicly Traded (U.S. or International)	Names of Parent, Subsidiaries Or Affiliates	Domiciliary Location	Relationship to Reporting Entity	Directly Controlled by (Name of Entity/Person)	Type of Control (Ownership, Board, Management, Attorney-in-Fact, Influence, Other)	If Control is Ownership Provide Percentage	Ultimate Controlling Entity(ies)/Person(s)	Is an SCA Filing Required? (Yes/No)	*
.0671	Elevance Health, Inc.		66-0693660		0001156039		Advantage Medical Group, LLC	..PRNIA	PHM MultiSalud, LLC	Ownership	100.000	Elevance Health, Inc.NO	
.0671	Elevance Health, Inc.		66-0626908		0001156039		Alianza Medicos del SurEste, LLC	..PRNIA	PHM MultiSalud, LLC	Ownership	100.000	Elevance Health, Inc.NO	
.0671	Elevance Health, Inc.		84-2239629		0001156039		Alliance Care Management, LLC	..DENIA	Anthem HP, LLC	Ownership	100.000	Elevance Health, Inc.NO	
							AMERIGROUP Community Care of New Mexico, Inc.								
.0671	Elevance Health, Inc.	12354	20-2073598		0001156039			..NMIA	Wellpoint Corporation	Ownership	100.000	Elevance Health, Inc.NO	
.0671	Elevance Health, Inc.	16168	81-4131800		0001156039		Amerigroup District of Columbia, Inc.	..DCIA	Anthem Partnership Holding Company, LLC	Ownership	100.000	Elevance Health, Inc.NO	
.0671	Elevance Health, Inc.	16145	81-4626605		0001156039		Amerigroup Mississippi, Inc.	..MSIA	Anthem Partnership Holding Company, LLC	Ownership	100.000	Elevance Health, Inc.NO	
.0671	Elevance Health, Inc.	16339	82-3734368		0001156039		Amerigroup Pennsylvania, Inc.	..PAIA	Wellpoint Corporation	Ownership	100.000	Elevance Health, Inc.NO	
.0671	Elevance Health, Inc.	12229	06-1696189		0001156039		AMGP Georgia Managed Care Company, Inc.	..GAIA	Wellpoint Corporation	Ownership	100.000	Elevance Health, Inc.NO	
.0671	Elevance Health, Inc.	16774	84-4181695		0001156039		AMH Health Plans of Maine, Inc.	..MEIA	AMH Health, LLC	Ownership	100.000	Elevance Health, Inc.NO	
.0671	Elevance Health, Inc.	16553	83-2435050		0001156039		AMH Health, LLC	..MEIA	Anthem Partnership Holding Company, LLC	Ownership	64.000	Elevance Health, Inc.NO	0104
.0671	Elevance Health, Inc.		13-3934328		0001156039		Anthem Benefits Agency, Inc.	..NYNIA	WellPoint Holding Corp	Ownership	100.000	Elevance Health, Inc.NO	
							Anthem Blue Cross Life and Health Insurance Company								
.0671	Elevance Health, Inc.	62825	95-4331852		0001156039			..CAIA	WellPoint California Services, Inc.	Ownership	100.000	Elevance Health, Inc.NO	
.0671	Elevance Health, Inc.		35-1898945		0001156039		Anthem Financial, Inc.	..DENIA	Associated Group, Inc.	Ownership	100.000	Elevance Health, Inc.NO	
.0671	Elevance Health, Inc.	95120	61-1237516		0001156039		Anthem Health Plans of Kentucky, Inc.	..KYIA	ATH Holding Company, LLC	Ownership	100.000	Elevance Health, Inc.NO	
.0671	Elevance Health, Inc.	52618	31-1705652		0001156039		Anthem Health Plans of Maine, Inc.	..MEIA	ATH Holding Company, LLC	Ownership	100.000	Elevance Health, Inc.NO	
.0671	Elevance Health, Inc.	53759	02-0510530		0001156039		Anthem Health Plans of New Hampshire, Inc.	..NHIA	ATH Holding Company, LLC	Ownership	100.000	Elevance Health, Inc.NO	
.0671	Elevance Health, Inc.	71835	54-0357120	40003317	0001156039		Anthem Health Plans of Virginia, Inc.	..VAIA	Anthem Southeast, Inc.	Ownership	100.000	Elevance Health, Inc.NO	
.0671	Elevance Health, Inc.	60217	06-1475928		0001156039		Anthem Health Plans, Inc.	..CTIA	ATH Holding Company, LLC	Ownership	100.000	Elevance Health, Inc.NO	
.0671	Elevance Health, Inc.	55093	23-7391136		0001156039		Anthem HealthChoice Assurance, Inc.	..NYIA	WellPoint Holding Corp	Ownership	100.000	Elevance Health, Inc.NO	
.0671	Elevance Health, Inc.	95433	13-3874803		0001156039		Anthem HealthChoice HMO, Inc.	..NYIA	Empire HealthChoice Assurance, Inc.	Ownership	100.000	Elevance Health, Inc.NO	
.0671	Elevance Health, Inc.		11-1459939		0001156039		Anthem Holding Corp.	..INNIA	Elevance Health, Inc.	Ownership	100.000	Elevance Health, Inc.NO	
.0671	Elevance Health, Inc.	16574	13-3865627		0001156039		Anthem HP, LLC	..NYIA	Wellpoint Corporation	Ownership	100.000	Elevance Health, Inc.NO	0100
.0671	Elevance Health, Inc.	28207	35-0781558		0001156039		Anthem Insurance Companies, Inc.	..INIA	Elevance Health, Inc.	Ownership	100.000	Elevance Health, Inc.NO	
.0671	Elevance Health, Inc.	15543	47-0992859		0001156039		Anthem Kentucky Managed Care Plan, Inc.	..KYIA	ATH Holding Company, LLC	Ownership	100.000	Elevance Health, Inc.NO	
.0671	Elevance Health, Inc.	13573	20-5876774		0001156039		Anthem Life & Disability Insurance Company	..NYIA	WellPoint Acquisition, LLC	Ownership	100.000	Elevance Health, Inc.NO	
							Anthem Life Insurance Company								
.0671	Elevance Health, Inc.	61069	35-0980405		0001156039			..INIA	Service, Inc.	Ownership	100.000	Elevance Health, Inc.NO	
.0671	Elevance Health, Inc.		81-3974489		0001156039		Anthem Partnership Holding Company, LLC	..INNIA	Elevance Health, Inc.	Ownership	100.000	Elevance Health, Inc.NO	
.0671	Elevance Health, Inc.		32-0031791		0001156039		Anthem Southeast, Inc.	..INNIA	Elevance Health, Inc.	Ownership	100.000	Elevance Health, Inc.NO	
.0671	Elevance Health, Inc.	16298	82-3062789		0001156039		APC Passe, LLC	..ARIA	Anthem Partnership Holding Company, LLC	Ownership	49.000	Elevance Health, Inc.NO	0111
.0671	Elevance Health, Inc.		27-0643389		0001156039		Appalachian Home Infusion, LLC	..GANIA	Paragon Healthcare, Inc.	Ownership	100.000	Elevance Health, Inc.NO	
.0671	Elevance Health, Inc.		87-4518697		0001156039		APR, LLC	..INNIA	ATH Holding Company, LLC	Ownership	100.000	Elevance Health, Inc.NO	
.0671	Elevance Health, Inc.		95-4640529		0001156039		Arcus Enterprises, Inc.	..DENIA	Anthem Holding Corp.	Ownership	100.000	Elevance Health, Inc.NO	
.0671	Elevance Health, Inc.		35-1292384		0001156039		Associated Group, Inc.	..INNIA	Anthem Insurance Companies, Inc.	Ownership	100.000	Elevance Health, Inc.NO	
.0671	Elevance Health, Inc.		11-3713086		0001156039		ATH Holding Company, LLC	..INUIP	Elevance Health, Inc.	Ownership	100.000	Elevance Health, Inc.NO	
.0671	Elevance Health, Inc.		35-2129194		0001156039		AUMSI UM Services, Inc.	..INNIA	Wellpoint Specialty Services, Inc.	Ownership	100.000	Elevance Health, Inc.NO	
.0671	Elevance Health, Inc.		27-4607996		0001156039		Beacon Health Financing LLC	..DENIA	Beacon Health Holdings, LLC	Ownership	100.000	Elevance Health, Inc.NO	
.0671	Elevance Health, Inc.		80-0429754		0001156039		Beacon Health Holdings, LLC	..DENIA	FHC Health Systems, Inc.	Ownership	100.000	Elevance Health, Inc.NO	
.0671	Elevance Health, Inc.		80-0427425		0001156039		Beacon Health Options Holdco, Inc.	..DENIA	Carelon Behavioral Health Holdings, LLC	Ownership	100.000	Elevance Health, Inc.NO	
.0671	Elevance Health, Inc.		47-1871128		0001156039		Beacon Health Vista Parent, Inc.	..DENIA	Beacon Health Options Holdco, Inc.	Ownership	100.000	Elevance Health, Inc.NO	
.0671	Elevance Health, Inc.		46-2507551		0001156039		Beacon Plan Funding, LLC	..DENIA	Beacon Health Financing LLC	Ownership	100.000	Elevance Health, Inc.NO	
.0671	Elevance Health, Inc.		66-0957393		0001156039		Best Transportation, LLC	..PRNIA	MM Transportation, LLC	Ownership	51.000	Elevance Health, Inc.NO	
.0671	Elevance Health, Inc.		85-0609453		0001156039		BioPlus Parent, LLC	..DENIA	ATH Holding Company, LLC	Ownership	100.000	Elevance Health, Inc.NO	
.0671	Elevance Health, Inc.		59-2920860		0001156039		BioPlus Specialty Pharmacy Services, LLC	..FLNIA	BioPlus Parent, LLC	Ownership	100.000	Elevance Health, Inc.NO	
							Blue Cross Blue Shield Healthcare Plan of Georgia, Inc.								
.0671	Elevance Health, Inc.	96962	58-1638390		0001156039			..GAIA	Cerulean Companies, Inc.	Ownership	100.000	Elevance Health, Inc.NO	
.0671	Elevance Health, Inc.	54003	39-0138065		0001156039		Blue Cross Blue Shield of Wisconsin	..WIIA	Crossroads Acquisition Corp.	Ownership	100.000	Elevance Health, Inc.NO	

STATEMENT AS OF MARCH 31, 2024 OF THE Wellpoint Iowa, Inc.

SCHEDULE Y
PART 1A - DETAIL OF INSURANCE HOLDING COMPANY SYSTEM

1	2	3	4	5	6	7	8	9	10	11	12	13	14	15	16
Group Code	Group Name	NAIC Company Code	ID Number	Federal RSSD	CIK	Name of Securities Exchange if Publicly Traded (U.S. or International)	Names of Parent, Subsidiaries Or Affiliates	Domiciliary Location	Relationship to Reporting Entity	Directly Controlled by (Name of Entity/Person)	Type of Control (Ownership, Board, Management, Attorney-in-Fact, Influence, Other)	If Control is Ownership Provide Percentage	Ultimate Controlling Entity(ies)/Person(s)	Is an SCA Filing Required? (Yes/No)	*
.0671	Elevance Health, Inc.		95-3760980		0001156039		Blue Cross of California	CA	IA	WellPoint California Services, Inc.	Ownership	100.000	Elevance Health, Inc.	NO	.0100
.0671	Elevance Health, Inc.		20-2994048		0001156039		Blue Cross of California Partnership Plan, Inc.	CA	IA	Blue Cross of California	Ownership	100.000	Elevance Health, Inc.	NO	.0100
.0671	Elevance Health, Inc.		82-5334761		0001156039		Carelon Behavioral Care, Inc.	DE	NIA	FHC Health Systems, Inc.	Ownership	100.000	Elevance Health, Inc.	NO	
.0671	Elevance Health, Inc.		47-2272036		0001156039		Carelon Behavioral Health Holdings, LLC	DE	NIA	Carelon Holdings, Inc.	Ownership	100.000	Elevance Health, Inc.	NO	
.0671	Elevance Health, Inc.		13-39324920		0001156039		Carelon Behavioral Health IPA, Inc.	NY	NIA	Carelon Behavioral Health, Inc.	Ownership	100.000	Elevance Health, Inc.	NO	
.0671	Elevance Health, Inc.		95-4297571		0001156039		Carelon Behavioral Health of California, Inc.	CA	IA	Carelon Behavioral Health, Inc.	Ownership	100.000	Elevance Health, Inc.	NO	.0100
.0671	Elevance Health, Inc.		95-4297571		0001156039		Carelon Behavioral Health Strategies IPA, LLC	CA	IA	Carelon Behavioral Health, Inc.	Ownership	100.000	Elevance Health, Inc.	NO	.0100
.0671	Elevance Health, Inc.		45-5208205		0001156039		Carelon Behavioral Health Strategies, LLC	NY	NIA	Carelon Behavioral Health Strategies, LLC	Ownership	100.000	Elevance Health, Inc.	NO	
.0671	Elevance Health, Inc.		04-3324848		0001156039		Carelon Behavioral Health Strategies, LLC	MA	NIA	Beacon Health Financing LLC	Ownership	100.000	Elevance Health, Inc.	NO	
.0671	Elevance Health, Inc.		54-1414194		0001156039		Carelon Behavioral Health, Inc.	VA	NIA	FHC Health Systems, Inc.	Ownership	100.000	Elevance Health, Inc.	NO	
.0671	Elevance Health, Inc.		98-1492098		0001156039		Carelon Digital Platforms Israel Ltd.	ISR	NIA	Carelon Holdings I, Inc.	Ownership	100.000	Elevance Health, Inc.	NO	
.0671	Elevance Health, Inc.		84-1782311		0001156039		Carelon Digital Platforms, Inc.	IN	NIA	ATH Holding Company, LLC	Ownership	100.000	Elevance Health, Inc.	NO	
.0671	Elevance Health, Inc.		46-0613946		0001156039		Carelon Employment Company, LLC.	IN	NIA	The Elevance Health Companies, Inc.	Ownership	100.000	Elevance Health, Inc.	NO	
.0671	Elevance Health, Inc.		98-1397080		0001156039		Carelon Global Solutions India LLP	IN	NIA	Carelon Holdings I, Inc.	Ownership	99.000	Elevance Health, Inc.	NO	
.0671	Elevance Health, Inc.		98-1397080		0001156039		Carelon Global Solutions India LLP	IN	NIA	Carelon Holdings II, LLC	Ownership	1.000	Elevance Health, Inc.	NO	
.0671	Elevance Health, Inc.		98-1397080		0001156039		Carelon Global Solutions Ireland Limited	IRL	NIA	Carelon Holdings I, Inc.	Ownership	100.000	Elevance Health, Inc.	NO	
.0671	Elevance Health, Inc.		98-1490582		0001156039		Carelon Global Solutions Philippines, Inc.	PHL	NIA	Carelon Holdings I, Inc.	Ownership	100.000	Elevance Health, Inc.	NO	
.0671	Elevance Health, Inc.		98-1490582		0001156039		Carelon Global Solutions Puerto Rico, L.L.C.	PHL	NIA	Carelon Holdings I, Inc.	Ownership	100.000	Elevance Health, Inc.	NO	
.0671	Elevance Health, Inc.		66-0976533		0001156039		Carelon Global Solutions U.S., Inc.	PR	NIA	Carelon Holdings I, Inc.	Ownership	100.000	Elevance Health, Inc.	NO	
.0671	Elevance Health, Inc.		87-2164713		0001156039		Carelon Health Federal Services, Inc.	IN	NIA	Carelon Holdings I, Inc.	Ownership	100.000	Elevance Health, Inc.	NO	
.0671	Elevance Health, Inc.		45-4238555		0001156039		Carelon Health Federal Services, Inc.	VA	NIA	Carelon Behavioral Health, Inc.	Ownership	100.000	Elevance Health, Inc.	NO	
.0671	Elevance Health, Inc.		86-2365191		0001156039		Carelon Health IPA of New York, Inc.	NY	NIA	Carelon Management Services, Inc.	Ownership	100.000	Elevance Health, Inc.	NO	
.0671	Elevance Health, Inc.		95-4694706		0001156039		Carelon Health of California, Inc.	CA	IA	Carelon Management Services, Inc.	Ownership	100.000	Elevance Health, Inc.	NO	.0100
.0671	Elevance Health, Inc.	15448	46-2053405		0001156039		Carelon Health of New Jersey, Inc.	NJ	IA	Carelon Behavioral Health, Inc.	Ownership	100.000	Elevance Health, Inc.	NO	
.0671	Elevance Health, Inc.	47025	23-2918735		0001156039		Carelon Health of Pennsylvania, Inc.	PA	IA	Carelon Behavioral Health, Inc.	Ownership	100.000	Elevance Health, Inc.	NO	
.0671	Elevance Health, Inc.		81-4603181		0001156039		Carelon Health of Texas	TX	NIA	Carelon Post Acute Solutions, Inc.	Ownership	100.000	Elevance Health, Inc.	NO	
.0671	Elevance Health, Inc.		32-0373216		0001156039		Carelon Health of Virginia, LLC	IN	NIA	Carelon Management Services, Inc.	Ownership	100.000	Elevance Health, Inc.	NO	
.0671	Elevance Health, Inc.	13562	38-3795280		0001156039		Carelon Health of Arizona, Inc.	AZ	IA	Carelon Management Services, Inc.	Ownership	100.000	Elevance Health, Inc.	NO	
.0671	Elevance Health, Inc.	13605	26-4001602		0001156039		Carelon Health of Nevada, Inc.	NV	IA	Carelon Management Services, Inc.	Ownership	100.000	Elevance Health, Inc.	NO	
.0671	Elevance Health, Inc.		54-1237939		0001156039		Carelon Health Solutions, Inc.	VA	NIA	Southeast Services, Inc.	Ownership	100.000	Elevance Health, Inc.	NO	
.0671	Elevance Health, Inc.		82-3030791		0001156039		Carelon Holdings I, Inc.	IN	NIA	Elevance Health, Inc.	Ownership	100.000	Elevance Health, Inc.	NO	
.0671	Elevance Health, Inc.		82-3031178		0001156039		Carelon Holdings II, LLC	IN	NIA	Carelon Holdings I, Inc.	Ownership	100.000	Elevance Health, Inc.	NO	
.0671	Elevance Health, Inc.		82-3027094		0001156039		Carelon Holdings, Inc.	IN	NIA	Elevance Health, Inc.	Ownership	100.000	Elevance Health, Inc.	NO	
.0671	Elevance Health, Inc.		85-0541810		0001156039		Carelon Insights IPA of New York, LLC	NY	NIA	Carelon Post Acute Solutions, Inc.	Ownership	100.000	Elevance Health, Inc.	NO	
.0671	Elevance Health, Inc.		82-3300542		0001156039		Carelon Insights, Inc.	IN	NIA	Carelon Holdings, Inc.	Ownership	100.000	Elevance Health, Inc.	NO	
.0671	Elevance Health, Inc.		20-2076421		0001156039		Carelon Management Services, Inc.	CA	NIA	Carelon Holdings, Inc.	Ownership	100.000	Elevance Health, Inc.	NO	
.0671	Elevance Health, Inc.		36-3692630		0001156039		Carelon Medical Benefits Management, Inc.	IL	NIA	Carelon Insights, Inc.	Ownership	100.000	Elevance Health, Inc.	NO	
.0671	Elevance Health, Inc.		90-1057454		0001156039		Carelon Palliative Care, Inc.	DE	NIA	Nash Holding Company, LLC	Ownership	100.000	Elevance Health, Inc.	NO	
.0671	Elevance Health, Inc.		47-4671638		0001156039		Carelon Post Acute Solutions, Inc.	DE	NIA	Carelon Insights, Inc.	Ownership	100.000	Elevance Health, Inc.	NO	
.0671	Elevance Health, Inc.		51-0365660		0001156039		Carelon Research, Inc.	DE	NIA	Arcus Enterprises, Inc.	Ownership	100.000	Elevance Health, Inc.	NO	
.0671	Elevance Health, Inc.		39-2013971		0001156039		Carelon Subrogation, LLC	WI	NIA	CompCare Health Services Insurance Corporation	Ownership	100.000	Elevance Health, Inc.	NO	
.0671	Elevance Health, Inc.		47-3025203		0001156039		CarelonRx Pharmacy, Inc.	DE	NIA	CarelonRx, Inc.	Ownership	100.000	Elevance Health, Inc.	NO	
.0671	Elevance Health, Inc.		82-3062245		0001156039		CarelonRx, Inc.	IN	NIA	Carelon Holdings, Inc.	Ownership	100.000	Elevance Health, Inc.	NO	
.0671	Elevance Health, Inc.		62-1655574		0001156039		Caremax Pharmacy of Loudon, Inc.	TN	NIA	PathWrite, Inc.	Ownership	100.000	Elevance Health, Inc.	NO	
.0671	Elevance Health, Inc.		92-0997812		0001156039		Caremore Health of Arizona, Inc.	AZ	NIA	Carelon Management Services, Inc.	Ownership	100.000	Elevance Health, Inc.	NO	
.0671	Elevance Health, Inc.		27-1625392		0001156039		Caremore Health Plan of Texas, Inc.	TX	NIA	Carelon Management Services, Inc.	Ownership	100.000	Elevance Health, Inc.	NO	

STATEMENT AS OF MARCH 31, 2024 OF THE Wellpoint Iowa, Inc.

SCHEDULE Y
PART 1A - DETAIL OF INSURANCE HOLDING COMPANY SYSTEM

1	2	3	4	5	6	7	8	9	10	11	12	13	14	15	16
Group Code	Group Name	NAIC Company Code	ID Number	Federal RSSD	CIK	Name of Securities Exchange if Publicly Traded (U.S. or International)	Names of Parent, Subsidiaries Or Affiliates	Domiciliary Location	Relationship to Reporting Entity	Directly Controlled by (Name of Entity/Person)	Type of Control (Ownership, Board, Management, Attorney-in-Fact, Influence, Other)	If Control is Ownership Provide Percentage	Ultimate Controlling Entity(ies)/Person(s)	Is an SCA Filing Required? (Yes/No)	*
.0671	Elevance Health, Inc.		66-0787011		0001156039		Caribbean Accountable Care, LLC	..PR	..NIA	MSO of Puerto Rico, LLC	Ownership	100.000	Elevance Health, Inc.	..NO	
.0671	Elevance Health, Inc.		66-0554720		0001156039		Castellana Physician Services, LLC	..PR	..NIA	IPA Holdings, LLC	Ownership	100.000	Elevance Health, Inc.	..NO	
.0671	Elevance Health, Inc.	16345	82-1853423		0001156039		CCHA, LLC	..CO	..IA	Anthem Partnership Holding Company, LLC	Ownership	50.000	Elevance Health, Inc.	..NO	0101
.0671	Elevance Health, Inc.		66-0695526		0001156039		Centros de Medicina Primaria Advantage del Norte, LLC	..PR	..NIA	PHM MultiSalud, LLC	Ownership	100.000	Elevance Health, Inc.	..NO	
.0671	Elevance Health, Inc.		66-0519243		0001156039		Centros Medicina Familiar del Norte, LLC	..PR	..NIA	PHM MultiSalud, LLC	Ownership	100.000	Elevance Health, Inc.	..NO	
.0671	Elevance Health, Inc.		66-0530940		0001156039		Centros Medicos Unidos del Oeste, LLC	..PR	..NIA	PHM MultiSalud, LLC	Ownership	100.000	Elevance Health, Inc.	..NO	
.0671	Elevance Health, Inc.		58-2217138		0001156039		Cerulean Companies, Inc.	..GA	..NIA	Anthem Holding Corp.	Ownership	100.000	Elevance Health, Inc.	..NO	
.0671	Elevance Health, Inc.		39-1413702		0001156039		Claim Management Services, Inc.	..WI	..NIA	Blue Cross Blue Shield of Wisconsin	Ownership	100.000	Elevance Health, Inc.	..NO	
.0671	Elevance Health, Inc.		66-0947829		0001156039		Clinica Todo Salud, LLC	..PR	..NIA	MSO Holdings, LLC	Ownership	100.000	Elevance Health, Inc.	..NO	
.0671	Elevance Health, Inc.		66-0947900		0001156039		Clinica Todo Salud-Aibonito, LLC	..PR	..NIA	Clinica Todo Salud, LLC	Ownership	100.000	Elevance Health, Inc.	..NO	
.0671	Elevance Health, Inc.		66-0964118		0001156039		Clinical Staff Solutions, LLC	..PR	..NIA	MSO Holdings, LLC	Ownership	100.000	Elevance Health, Inc.	..NO	
.0671	Elevance Health, Inc.		84-1470861		0001156039		Colorado State Infusion, Inc.	..CO	..NIA	Pathwrite, Inc.	Ownership	100.000	Elevance Health, Inc.	..NO	
.0671	Elevance Health, Inc.		84-4838726		0001156039		Coltello Pharmaceuticals, LLC	..TX	..NIA	Paragon Healthcare, Inc.	Ownership	100.000	Elevance Health, Inc.	..NO	
.0671	Elevance Health, Inc.	14276	45-3358287		0001156039		Community Care Health Plan of Kansas, Inc.	..KS	..IA	Anthem Partnership Holding Company, LLC	Ownership	90.000	Elevance Health, Inc.	..NO	0110
.0671	Elevance Health, Inc.		26-4674149		0001156039		Community Care Health Plan of Louisiana, Inc.	..LA	..IA	Anthem Partnership Holding Company, LLC	Ownership	75.000	Elevance Health, Inc.	..NO	0103
.0671	Elevance Health, Inc.	14064	26-4674149		0001156039		Community Care Health Plan of Nebraska, Inc.	..NE	..IA	Anthem Partnership Holding Company, LLC	Ownership	95.000	Elevance Health, Inc.	..NO	0108
.0671	Elevance Health, Inc.	12586	20-3317697		0001156039		Community Care Health Plan of Nevada, Inc.	..NV	..IA	Wellpoint Corporation	Ownership	100.000	Elevance Health, Inc.	..NO	
.0671	Elevance Health, Inc.	10345	31-1440175		0001156039		Community Insurance Company	..OH	..IA	ATH Holding Company, LLC	Ownership	100.000	Elevance Health, Inc.	..NO	
.0671	Elevance Health, Inc.	95693	39-1462554		0001156039		Compcore Health Services Insurance Corporation	..WI	..IA	Blue Cross Blue Shield of Wisconsin	Ownership	100.000	Elevance Health, Inc.	..NO	
.0671	Elevance Health, Inc.		66-0942711		0001156039		Consorcio MultiSalud del Norte, Inc.	..PR	..NIA	Centros Medicina Familiar del Norte, LLC	Ownership	50.000	Elevance Health, Inc.	..NO	0107
.0671	Elevance Health, Inc.		66-0909478		0001156039		Consorcio MultiSalud del Oeste, Inc.	..PR	..NIA	Centros Medicos Unidos del Oeste, LLC	Ownership	77.000	Elevance Health, Inc.	..NO	0102
.0671	Elevance Health, Inc.		20-0334650		0001156039		Crossroads Acquisition Corp.	..DE	..NIA	Anthem Holding Corp.	Ownership	100.000	Elevance Health, Inc.	..NO	
.0671	Elevance Health, Inc.		41-1905556		0001156039		DeCare Analytics, LLC	..MN	..NIA	DeCare Dental, LLC	Ownership	100.000	Elevance Health, Inc.	..NO	
.0671	Elevance Health, Inc.		02-0574609		0001156039		DeCare Dental Health International, LLC	..MN	..NIA	DeCare Dental, LLC	Ownership	100.000	Elevance Health, Inc.	..NO	
.0671	Elevance Health, Inc.		73-1665525		0001156039		DeCare Dental Insurance Ireland, Ltd.	..IRL	..NIA	DeCare Dental, LLC	Ownership	100.000	Elevance Health, Inc.	..NO	
.0671	Elevance Health, Inc.		01-0822645		0001156039		DeCare Dental Networks, LLC	..MN	..NIA	DeCare Dental, LLC	Ownership	100.000	Elevance Health, Inc.	..NO	
.0671	Elevance Health, Inc.		01-0822645		0001156039		DeCare Dental, LLC	..MN	..NIA	Anthem Holding Corp.	Ownership	100.000	Elevance Health, Inc.	..NO	
.0671	Elevance Health, Inc.		20-0660775		0001156039		DeCare Operations Ireland, Limited	..IRL	..NIA	DeCare Dental, LLC	Ownership	100.000	Elevance Health, Inc.	..NO	
.0671	Elevance Health, Inc.		66-0948046		0001156039		Delivery Network, LLC	..FL	..NIA	Highland Acquisition Holdings, LLC	Ownership	100.000	Elevance Health, Inc.	..NO	
.0671	Elevance Health, Inc.		26-2544715		0001156039		Dental Services Organization, LLC	..PR	..NIA	Clinica Todo Salud, LLC	Ownership	100.000	Elevance Health, Inc.	..NO	
.0671	Elevance Health, Inc.		45-3666871		0001156039		Designated Agent Company, Inc.	..KY	..NIA	Anthem Health Plans of Kentucky, Inc.	Ownership	100.000	Elevance Health, Inc.	..NO	
.0671	Elevance Health, Inc.		27-2844373		0001156039		Dogwood Pharmacy, LLC	..FL	..NIA	BioPlus Parent, LLC	Ownership	100.000	Elevance Health, Inc.	..NO	
.0671	Elevance Health, Inc.		26-2974996		0001156039		EasyScripts Cutler Bay, LLC	..FL	..NIA	Highland Acquisition Holdings, LLC	Ownership	100.000	Elevance Health, Inc.	..NO	
.0671	Elevance Health, Inc.		30-0478573		0001156039		EasyScripts Hialeah, LLC	..FL	..NIA	Highland Acquisition Holdings, LLC	Ownership	100.000	Elevance Health, Inc.	..NO	
.0671	Elevance Health, Inc.		46-0613819		0001156039		EasyScripts LLC	..FL	..NIA	Highland Acquisition Holdings, LLC	Ownership	100.000	Elevance Health, Inc.	..NO	
.0671	Elevance Health, Inc.		45-2736438		0001156039		EasyScripts Westchester, LLC	..FL	..NIA	Highland Acquisition Holdings, LLC	Ownership	100.000	Elevance Health, Inc.	..NO	
.0671	Elevance Health, Inc.		35-2145715		0001156039		Elevance Health Information Technology Services, Inc.	..CA	..NIA	Blue Cross of California	Ownership	100.000	Elevance Health, Inc.	..NO	
.0671	Elevance Health, Inc.		99-1735633		0001156039	New York Stock Exchange (NYSE)	Elevance Health, Inc.	..IN	..UIP				Elevance Health, Inc.	..NO	
.0671	Elevance Health, Inc.		93-3287081		0001156039		ELV Holding Company 2, LLC	..IN	..NIA	ATH Holding Company, LLC	Ownership	100.000	Elevance Health, Inc.	..NO	
.0671	Elevance Health, Inc.		26-4286154		0001156039		ELV Holding Company, LLC	..IN	..NIA	ATH Holding Company, LLC	Ownership	100.000	Elevance Health, Inc.	..NO	
.0671	Elevance Health, Inc.		54-1230110		0001156039		Federal Government Solutions, LLC	..WI	..NIA	ATH Holding Company, LLC	Ownership	100.000	Elevance Health, Inc.	..NO	
.0671	Elevance Health, Inc.		41-2128275		0001156039		FHC Health Systems, Inc.	..VA	..NIA	Beacon Health Vista Parent, Inc.	Ownership	100.000	Elevance Health, Inc.	..NO	
.0671	Elevance Health, Inc.	10119	41-2128275		0001156039		Freedom Health, Inc.	..FL	..IA	Wellpoint Corporation	Ownership	100.000	Elevance Health, Inc.	..NO	
.0671	Elevance Health, Inc.		95-2907752		0001156039		Freedom SPV, Inc.	..DE	..NIA	ATH Holding Company, LLC	Ownership	100.000	Elevance Health, Inc.	..NO	
.0671	Elevance Health, Inc.				0001156039		Golden West Health Plan, Inc.	..CA	..NIA	WellPoint California Services, Inc.	Ownership	100.000	Elevance Health, Inc.	..NO	

STATEMENT AS OF MARCH 31, 2024 OF THE Wellpoint Iowa, Inc.

SCHEDULE Y
PART 1A - DETAIL OF INSURANCE HOLDING COMPANY SYSTEM

1	2	3	4	5	6	7	8	9	10	11	12	13	14	15	16
Group Code	Group Name	NAIC Company Code	ID Number	Federal RSSD	CIK	Name of Securities Exchange if Publicly Traded (U.S. or International)	Names of Parent, Subsidiaries Or Affiliates	Domiciliary Location	Relationship to Reporting Entity	Directly Controlled by (Name of Entity/Person)	Type of Control (Ownership, Board, Management, Attorney-in-Fact, Influence, Other)	If Control is Ownership Provide Percentage	Ultimate Controlling Entity(ies)/Person(s)	Is an SCA Filing Required? (Yes/No)	*
.0671	Elevance Health, Inc.				0001156039		Government Healthcare Solutions LLC	DE	NIA	National Government Services, Inc.	Ownership	49.000	Elevance Health, Inc.	NO	.0112
.0671	Elevance Health, Inc.		84-4672692		0001156039		GR Health Solutions LLC	PA	NIA	Anthem Partnership Holding Company, LLC Blue Cross Blue Shield Healthcare Plan of Georgia, Inc.	Ownership	50.000	Elevance Health, Inc.	NO	.0106
.0671	Elevance Health, Inc.	97217	58-1473042		0001156039		Greater Georgia Life Insurance Company	GA	IA	Georgia, Inc.	Ownership	100.000	Elevance Health, Inc.	NO	
.0671	Elevance Health, Inc.	12812	30-0326654		0001156039		Group Retiree Health Solutions, Inc.	PA	IA	GR Health Solutions LLC	Ownership	100.000	Elevance Health, Inc.	NO	
.0671	Elevance Health, Inc.		66-0695527		0001156039		Grupo Advantage del Oeste, LLC	PR	NIA	PHM MultiSalud, LLC	Ownership	100.000	Elevance Health, Inc.	NO	
.0671	Elevance Health, Inc.		66-0927403		0001156039		Grupo Advantage Metro, LLC	PR	NIA	PHM MultiSalud, LLC	Ownership	100.000	Elevance Health, Inc.	NO	
.0671	Elevance Health, Inc.		46-4122139		0001156039		HaloCare Specialty Therapeutics, LLC	LA	NIA	Paragon Hemophilia Solutions, Inc.	Ownership	100.000	Elevance Health, Inc.	NO	
.0671	Elevance Health, Inc.		36-3897701		0001156039		Health Ventures Partner, L.L.C.	IL	NIA	Wellpoint National Services, Inc.	Ownership	100.000	Elevance Health, Inc.	NO	
.0671	Elevance Health, Inc.		20-8188236		0001156039		Healthcare Subrogation Group, LLC	DE	NIA	Carelon Insights, Inc.	Ownership	100.000	Elevance Health, Inc.	NO	
.0671	Elevance Health, Inc.	95169	54-1356687		0001156039		HealthKeepers, Inc.	VA	IA	Anthem Southeast, Inc.	Ownership	92.510	Elevance Health, Inc.	NO	
.0671	Elevance Health, Inc.	95169	54-1356687		0001156039		HealthKeepers, Inc.	VA	IA	Wellpoint National Services, Inc.	Ownership	7.490	Elevance Health, Inc.	NO	
.0671	Elevance Health, Inc.		43-1616135		0001156039		HealthLink Administrators, Inc.	MO	NIA	HealthLink, Inc.	Ownership	100.000	Elevance Health, Inc.	NO	
.0671	Elevance Health, Inc.		43-1364135		0001156039		HealthLink, Inc.	IL	NIA	RightCHOICE Managed Care, Inc.	Ownership	100.000	Elevance Health, Inc.	NO	
.0671	Elevance Health, Inc.	10122	20-0982649		0001156039		HealthSun Health Plans, Inc.	FL	IA	Wellpoint Corporation	Ownership	100.000	Elevance Health, Inc.	NO	
.0671	Elevance Health, Inc.		46-3434016		0001156039		HealthSun Physicians Network 1, LLC	FL	NIA	HealthSun Physicians Network, LLC	Ownership	100.000	Elevance Health, Inc.	NO	
.0671	Elevance Health, Inc.		46-5250294		0001156039		HealthSun Physicians Network, LLC	FL	NIA	Delivery Network, LLC	Ownership	100.000	Elevance Health, Inc.	NO	
.0671	Elevance Health, Inc.	78972	86-0257201		0001156039		Healthy Alliance Life Insurance Company	MO	IA	RightCHOICE Managed Care, Inc.	Ownership	100.000	Elevance Health, Inc.	NO	
.0671	Elevance Health, Inc.		81-3471305		0001156039		Highland Acquisition Holdings, LLC	DE	NIA	Highland Intermediate Holdings, LLC	Ownership	100.000	Elevance Health, Inc.	NO	
.0671	Elevance Health, Inc.		81-3487249		0001156039		Highland Intermediate Holdings, LLC	DE	NIA	Highland Investor Holdings, LLC	Ownership	100.000	Elevance Health, Inc.	NO	
.0671	Elevance Health, Inc.		81-3493196		0001156039		Highland Investor Holdings, LLC	DE	NIA	ATH Holding Company, LLC	Ownership	98.000	Elevance Health, Inc.	NO	
.0671	Elevance Health, Inc.		81-3493196		0001156039		Highland Investor Holdings, LLC	DE	NIA	Wellpoint Corporation Rocky Mountain Hospital and Medical Service, Inc.	Ownership	2.000	Elevance Health, Inc.	NO	
.0671	Elevance Health, Inc.	95473	84-1017384		0001156039		HMO Colorado, Inc.	CO	IA	Service, Inc.	Ownership	100.000	Elevance Health, Inc.	NO	
.0671	Elevance Health, Inc.	95358	37-1216698		0001156039		HMO Missouri, Inc.	MO	IA	RightCHOICE Managed Care, Inc.	Ownership	100.000	Elevance Health, Inc.	NO	
.0671	Elevance Health, Inc.		83-2158120		0001156039		IEC Group Holdings, Inc.	ID	NIA	ATH Holding Company, LLC	Ownership	100.000	Elevance Health, Inc.	NO	
.0671	Elevance Health, Inc.		82-0497661		0001156039		IEC Group, Inc. d/b/a AmeriBen	ID	NIA	IEC Group Holdings, Inc.	Ownership	100.000	Elevance Health, Inc.	NO	
.0671	Elevance Health, Inc.		27-3554054		0001156039		Infusion Strategy, LLC	TX	NIA	Paragon Healthcare, Inc.	Ownership	100.000	Elevance Health, Inc.	NO	
.0671	Elevance Health, Inc.		66-0884762		0001156039		InHealth Management, LLC	PR	NIA	MSO Holdings, LLC	Ownership	100.000	Elevance Health, Inc.	NO	
.0671	Elevance Health, Inc.		90-0213778		0001156039		Innovative Infusions, LLC	TX	NIA	Paragon Healthcare, Inc.	Ownership	100.000	Elevance Health, Inc.	NO	
.0671	Elevance Health, Inc.		87-4479408		0001156039		Innovative Pharmacy Services, LLC	TX	NIA	Paragon Healthcare, Inc.	Ownership	100.000	Elevance Health, Inc.	NO	
.0671	Elevance Health, Inc.		20-1866944		0001156039		InSite Therapy Centers, LLC	TX	NIA	Paragon Healthcare, Inc.	Ownership	100.000	Elevance Health, Inc.	NO	
.0671	Elevance Health, Inc.		66-0959260		0001156039		IPA Holdings, LLC	PR	NIA	MSO Holdings, LLC	Ownership	100.000	Elevance Health, Inc.	NO	
.0671	Elevance Health, Inc.		86-1125166		0001156039		IV Med, LLC	TX	NIA	Paragon Healthcare, Inc.	Ownership	100.000	Elevance Health, Inc.	NO	
.0671	Elevance Health, Inc.		81-3466504		0001156039		LDNR Pharmacy, Inc.	CA	NIA	Paragon Hemophilia Solutions, Inc.	Ownership	100.000	Elevance Health, Inc.	NO	
.0671	Elevance Health, Inc.		02-0581429		0001156039		Living Complete Technologies, Inc.	MD	NIA	Carelon Behavioral Health, Inc.	Ownership	100.000	Elevance Health, Inc.	NO	
.0671	Elevance Health, Inc.		66-0999240		0001156039		MAPR Capital, LLC	PR	NIA	MAPR Global, LLC	Ownership	100.000	Elevance Health, Inc.	NO	
.0671	Elevance Health, Inc.		66-0999355		0001156039		MAPR Global, LLC	PR	NIA	APR, LLC	Ownership	100.000	Elevance Health, Inc.	NO	
.0671	Elevance Health, Inc.		66-0999498		0001156039		MAPR Holdings, LLC	PR	NIA	MAPR Capital, LLC	Ownership	100.000	Elevance Health, Inc.	NO	
.0671	Elevance Health, Inc.		04-3307857		0001156039		Massachusetts Behavioral Health Partnership	MA	NIA	Carelon Behavioral Health, Inc.	Ownership	50.000	Elevance Health, Inc.	NO	
.0671	Elevance Health, Inc.		04-3307857		0001156039		Massachusetts Behavioral Health Partnership	MA	NIA	OPTIONS Health Care, Inc.	Ownership	50.000	Elevance Health, Inc.	NO	
.0671	Elevance Health, Inc.	95527	02-0494919		0001156039		Matthew Thornton Health Plan, Inc.	NH	IA	Anthem Health Plans of New Hampshire, Inc.	Ownership	100.000	Elevance Health, Inc.	NO	
.0671	Elevance Health, Inc.		66-0823267		0001156039		Medical Dental Network Management, LLC	PR	NIA	MMM Holdings, LLC	Ownership	100.000	Elevance Health, Inc.	NO	
.0671	Elevance Health, Inc.		05-0616063		0001156039		Medway Infusion Services, LLC	TX	NIA	PathWrite, Inc.	Ownership	100.000	Elevance Health, Inc.	NO	
.0671	Elevance Health, Inc.	12913	20-5862801		0001156039		Missouri Care, Incorporated	MO	IA	ATH Holding Company, LLC	Ownership	100.000	Elevance Health, Inc.	NO	
.0671	Elevance Health, Inc.	11157	66-0588600		0001156039		MMM Healthcare, LLC	PR	IA	MMM Holdings, LLC	Ownership	100.000	Elevance Health, Inc.	NO	
.0671	Elevance Health, Inc.		66-0649625		0001156039		MMM Holdings, LLC	PR	NIA	MAPR Holdings, LLC	Ownership	100.000	Elevance Health, Inc.	NO	
.0671	Elevance Health, Inc.	12534	66-0653763		0001156039		MMM Multi Health, LLC	PR	IA	MMM Holdings, LLC	Ownership	100.000	Elevance Health, Inc.	NO	

STATEMENT AS OF MARCH 31, 2024 OF THE Wellpoint Iowa, Inc.

SCHEDULE Y
PART 1A - DETAIL OF INSURANCE HOLDING COMPANY SYSTEM

1	2	3	4	5	6	7	8	9	10	11	12	13	14	15	16
Group Code	Group Name	NAIC Company Code	ID Number	Federal RSSD	CIK	Name of Securities Exchange if Publicly Traded (U.S. or International)	Names of Parent, Subsidiaries Or Affiliates	Domiciliary Location	Relationship to Reporting Entity	Directly Controlled by (Name of Entity/Person)	Type of Control (Ownership, Board, Management, Attorney-in-Fact, Influence, Other)	If Control is Ownership Provide Percentage	Ultimate Controlling Entity(ies)/Person(s)	Is an SCA Filing Required? (Yes/No)	*
.0671	Elevance Health, Inc.		66-1002779		0001156039		MMM Transportation, LLC	PR	NIA	MSO Holdings, LLC	Ownership	100.000	Elevance Health, Inc.	NO	
.0671	Elevance Health, Inc.		82-4684953		0001156039		Momentum Health Partners, LLC	NC	NIA	Anthem Partnership Holding Company, LLC	Ownership	50.000	Elevance Health, Inc.	NO	0105
.0671	Elevance Health, Inc.		66-0645750		0001156039		MSO Holdings, LLC	PR	NIA	MAPR Capital, LLC	Ownership	100.000	Elevance Health, Inc.	NO	
.0671	Elevance Health, Inc.		66-0719637		0001156039		MISO of Puerto Rico, LLC	PR	NIA	MSO Holdings, LLC	Ownership	100.000	Elevance Health, Inc.	NO	
.0671	Elevance Health, Inc.		83-0892028		0001156039		Nash Holding Company, LLC	DE	NIA	ATH Holding Company, LLC	Ownership	100.000	Elevance Health, Inc.	NO	
.0671	Elevance Health, Inc.		35-1840597		0001156039		National Government Services, Inc.	IN	NIA	Federal Government Solutions, LLC	Ownership	100.000	Elevance Health, Inc.	NO	
.0671	Elevance Health, Inc.		04-2919509		0001156039		New England Research Institute, Inc.	MA	NIA	Carelon Research, Inc.	Ownership	100.000	Elevance Health, Inc.	NO	
.0671	Elevance Health, Inc.		81-5476630		0001156039		NGS Federal, LLC	IN	NIA	Federal Government Solutions, LLC	Ownership	100.000	Elevance Health, Inc.	NO	
.0671	Elevance Health, Inc.	12259	20-1336412		0001156039		Optimum Healthcare, Inc.	FL	IA	Wellpoint Corporation	Ownership	100.000	Elevance Health, Inc.	NO	
.0671	Elevance Health, Inc.		54-1826967		0001156039		OPTIONS Health Care, Inc.	DE	NIA	Carelon Behavioral Health, Inc.	Ownership	100.000	Elevance Health, Inc.	NO	
.0671	Elevance Health, Inc.		45-3280551		0001156039		Paragon Healthcare, Inc.	TX	NIA	PHI Parent LLC	Ownership	100.000	Elevance Health, Inc.	NO	
.0671	Elevance Health, Inc.		20-4608164		0001156039		Paragon Hemophilia Solutions, Inc.	TX	NIA	Paragon Healthcare, Inc.	Ownership	100.000	Elevance Health, Inc.	NO	
.0671	Elevance Health, Inc.		20-4608164		0001156039		Paragon Hemophilia Solutions, Inc.	TX	NIA	Paragon Healthcare, Inc.	Ownership	100.000	Elevance Health, Inc.	NO	
.0671	Elevance Health, Inc.		99-1734519		0001156039		Paragon Holding Company, LLC	IN	NIA	ELV Holding Company 2, LLC	Ownership	100.000	Elevance Health, Inc.	NO	
.0671	Elevance Health, Inc.		06-1639157		0001156039		Paragon Infusion Care, Inc.	TX	NIA	Paragon Healthcare, Inc.	Ownership	100.000	Elevance Health, Inc.	NO	
.0671	Elevance Health, Inc.		27-5108451		0001156039		Paragon Nutrition Care LLC	TX	NIA	Paragon Healthcare, Inc.	Ownership	100.000	Elevance Health, Inc.	NO	
.0671	Elevance Health, Inc.		27-1991772		0001156039		Pasteur Medical Bird Road, LLC	FL	NIA	Highland Acquisition Holdings, LLC	Ownership	100.000	Elevance Health, Inc.	NO	
.0671	Elevance Health, Inc.		20-2749389		0001156039		Pasteur Medical Center, LLC	DE	NIA	Highland Acquisition Holdings, LLC	Ownership	100.000	Elevance Health, Inc.	NO	
.0671	Elevance Health, Inc.		27-1366915		0001156039		Pasteur Medical Cutler Bay, LLC	FL	NIA	Highland Acquisition Holdings, LLC	Ownership	100.000	Elevance Health, Inc.	NO	
.0671	Elevance Health, Inc.		20-0610128		0001156039		Pasteur Medical Group, LLC	FL	NIA	Highland Acquisition Holdings, LLC	Ownership	100.000	Elevance Health, Inc.	NO	
.0671	Elevance Health, Inc.		37-1668303		0001156039		Pasteur Medical Hialeah Gardens, LLC	FL	NIA	Highland Acquisition Holdings, LLC	Ownership	100.000	Elevance Health, Inc.	NO	
.0671	Elevance Health, Inc.		47-3464152		0001156039		Pasteur Medical Kendall, LLC	FL	NIA	Highland Acquisition Holdings, LLC	Ownership	100.000	Elevance Health, Inc.	NO	
.0671	Elevance Health, Inc.		27-2810478		0001156039		Pasteur Medical Management, LLC	FL	NIA	Highland Acquisition Holdings, LLC	Ownership	100.000	Elevance Health, Inc.	NO	
.0671	Elevance Health, Inc.		33-1217936		0001156039		Pasteur Medical Miami Gardens, LLC	FL	NIA	Highland Acquisition Holdings, LLC	Ownership	100.000	Elevance Health, Inc.	NO	
.0671	Elevance Health, Inc.		27-2651017		0001156039		Pasteur Medical North Miami Beach, LLC	FL	NIA	Highland Acquisition Holdings, LLC	Ownership	100.000	Elevance Health, Inc.	NO	
.0671	Elevance Health, Inc.		26-0813665		0001156039		Pasteur Medical Partners, LLC	FL	NIA	Highland Acquisition Holdings, LLC	Ownership	100.000	Elevance Health, Inc.	NO	
.0671	Elevance Health, Inc.		75-2908511		0001156039		PathWrite, Inc.	TX	NIA	Paragon Healthcare, Inc.	Ownership	100.000	Elevance Health, Inc.	NO	
.0671	Elevance Health, Inc.		80-0962998		0001156039		Peritus Medical Group, LLC	TX	NIA	Paragon Healthcare, Inc.	Ownership	100.000	Elevance Health, Inc.	NO	
.0671	Elevance Health, Inc.		85-1447140		0001156039		PHI Parent LLC	DE	NIA	Paragon Holding Company, LLC	Ownership	100.000	Elevance Health, Inc.	NO	
.0671	Elevance Health, Inc.		66-0693134		0001156039		PHM Healthcare Solutions, Inc.	PR	NIA	Physician Group Practices, LLC	Ownership	100.000	Elevance Health, Inc.	NO	
.0671	Elevance Health, Inc.		66-0864220		0001156039		PHM IntraHospital Physician Group, LLC	PR	NIA	PHM MultiSalud, LLC	Ownership	100.000	Elevance Health, Inc.	NO	
.0671	Elevance Health, Inc.		66-0811976		0001156039		PHM Multidisciplinary Clinic Aguadilla LLC	PR	NIA	PHM MultiDisciplinary Clinic, LLC	Ownership	100.000	Elevance Health, Inc.	NO	
.0671	Elevance Health, Inc.		66-0812014		0001156039		PHM Multidisciplinary Clinic Arecibo LLC	PR	NIA	PHM MultiDisciplinary Clinic, LLC	Ownership	100.000	Elevance Health, Inc.	NO	
.0671	Elevance Health, Inc.		66-0925853		0001156039		PHM Multidisciplinary Clinic Cabo Rojo LLC	PR	NIA	PHM MultiDisciplinary Clinic, LLC	Ownership	100.000	Elevance Health, Inc.	NO	
.0671	Elevance Health, Inc.		66-0764408		0001156039		PHM Multidisciplinary Clinic Guayama LLC	PR	NIA	PHM MultiDisciplinary Clinic, LLC	Ownership	100.000	Elevance Health, Inc.	NO	
.0671	Elevance Health, Inc.		66-0949111		0001156039		PHM Multidisciplinary Clinic Maunabo LLC	PR	NIA	PHM MultiDisciplinary Clinic, LLC	Ownership	100.000	Elevance Health, Inc.	NO	
.0671	Elevance Health, Inc.		66-0859950		0001156039		PHM Multidisciplinary Clinic, LLC	PR	NIA	PHM MultiSalud, LLC	Ownership	100.000	Elevance Health, Inc.	NO	
.0671	Elevance Health, Inc.		66-0867882		0001156039		PHM MultiSalud, LLC	PR	NIA	Physician Group Practices, LLC	Ownership	100.000	Elevance Health, Inc.	NO	
.0671	Elevance Health, Inc.		66-0864171		0001156039		PHM Specialty Network, LLC	PR	NIA	PHM MultiSalud, LLC	Ownership	100.000	Elevance Health, Inc.	NO	
.0671	Elevance Health, Inc.		66-0960976		0001156039		Physician Group Practices, LLC	PR	NIA	IPA Holdings, LLC	Ownership	100.000	Elevance Health, Inc.	NO	
.0671	Elevance Health, Inc.	12178	66-0592131		0001156039		PMC Medicare Choice, LLC	PR	IA	MMM Holdings, LLC	Ownership	100.000	Elevance Health, Inc.	NO	
.0671	Elevance Health, Inc.		47-5139459		0001156039		Raina Rx LLC	NY	NIA	BioPlus Parent, LLC	Ownership	100.000	Elevance Health, Inc.	NO	
.0671	Elevance Health, Inc.		47-0851593		0001156039		RightCHOICE Managed Care, Inc.	DE	NIA	Anthem Holding Corp.	Ownership	100.000	Elevance Health, Inc.	NO	
.0671	Elevance Health, Inc.		45-3667026		0001156039		River Medical Pharmacy, LLC	FL	NIA	BioPlus Parent, LLC	Ownership	100.000	Elevance Health, Inc.	NO	
.0671	Elevance Health, Inc.				0001156039		Rocky Mountain Hospital and Medical Service, Inc.	CO	IA	ATH Holding Company, LLC	Ownership	100.000	Elevance Health, Inc.	NO	
.0671	Elevance Health, Inc.		46-2787212		0001156039		Santa Barbara Specialty Pharmacy, LLC	CA	NIA	BioPlus Parent, LLC	Ownership	100.000	Elevance Health, Inc.	NO	
.0671	Elevance Health, Inc.		20-0473316		0001156039		SellCore, Inc.	DE	NIA	Elevance Health, Inc.	Ownership	100.000	Elevance Health, Inc.	NO	
.0671	Elevance Health, Inc.	13726	27-0945036		0001156039		Simply Healthcare Plans, Inc.	FL	IA	Wellpoint Corporation	Ownership	100.000	Elevance Health, Inc.	NO	

STATEMENT AS OF MARCH 31, 2024 OF THE Wellpoint Iowa, Inc.

SCHEDULE Y
PART 1A - DETAIL OF INSURANCE HOLDING COMPANY SYSTEM

1	2	3	4	5	6	7	8	9	10	11	12	13	14	15	16
Group Code	Group Name	NAIC Company Code	ID Number	Federal RSSD	CIK	Name of Securities Exchange if Publicly Traded (U.S. or International)	Names of Parent, Subsidiaries Or Affiliates	Domiciliary Location	Relationship to Reporting Entity	Directly Controlled by (Name of Entity/Person)	Type of Control (Ownership, Board, Management, Attorney-in-Fact, Influence, Other)	If Control is Ownership Provide Percentage	Ultimate Controlling Entity(ies)/Person(s)	Is an SCA Filing Required? (Yes/No)	*
.0671	Elevance Health, Inc.		55-0712302		0001156039		Southeast Services, Inc.	VA	NIA	Anthem Southeast, Inc.	Ownership	100.000	Elevance Health, Inc.	NO	
.0671	Elevance Health, Inc.		45-4071004		0001156039		State Sponsored Services, Inc.	IN	NIA	Wellpoint Specialty Services, Inc.	Ownership	100.000	Elevance Health, Inc.	NO	
.0671	Elevance Health, Inc.		47-1142953		0001156039		Texas Medication Management Consultants, LLC	TX	NIA	Paragon Healthcare, Inc.	Ownership	100.000	Elevance Health, Inc.	NO	
.0671	Elevance Health, Inc.		45-5443372		0001156039		The Elevance Health Companies of California, Inc.	CA	NIA	ATH Holding Company, LLC	Ownership	100.000	Elevance Health, Inc.	NO	
.0671	Elevance Health, Inc.		66-1002717		0001156039		The Elevance Health Companies of Puerto Rico, LLC	PR	NIA	MMH Holdings, LLC	Ownership	100.000	Elevance Health, Inc.	NO	
.0671	Elevance Health, Inc.		35-1835818		0001156039		The Elevance Health Companies, Inc.	IN	NIA	ATH Holding Company, LLC	Ownership	100.000	Elevance Health, Inc.	NO	
.0671	Elevance Health, Inc.				0001156039		TriADD NY, LLC dba MyCompass	NY	NIA	Alliance Care Management, LLC	Ownership	25.000	Elevance Health, Inc.	NO	0109
.0671	Elevance Health, Inc.		43-1967924		0001156039		TrustSolutions, LLC	WI	NIA	Federal Government Solutions, LLC	Ownership	100.000	Elevance Health, Inc.	NO	
.0671	Elevance Health, Inc.	11810	84-1620480		0001156039		UNICARE Health Plan of West Virginia, Inc.	WV	IA	Wellpoint National Services, Inc.	Ownership	100.000	Elevance Health, Inc.	NO	
.0671	Elevance Health, Inc.		66-0865037		0001156039		VITA CARE, LLC	PR	NIA	MSO Holdings, LLC	Ownership	100.000	Elevance Health, Inc.	NO	
.0671	Elevance Health, Inc.		20-0660563		0001156039		WellMax Health Medical Centers, LLC	FL	NIA	Delivery Network, LLC	Ownership	100.000	Elevance Health, Inc.	NO	
.0671	Elevance Health, Inc.		20-0660644		0001156039		WellMax Health Physicians Network, LLC	FL	NIA	Delivery Network, LLC	Ownership	100.000	Elevance Health, Inc.	NO	
.0671	Elevance Health, Inc.		20-4405193		0001156039		WellPoint Acquisition, LLC	IN	NIA	Elevance Health, Inc.	Ownership	100.000	Elevance Health, Inc.	NO	
.0671	Elevance Health, Inc.		95-4640531		0001156039		WellPoint California Services, Inc.	DE	NIA	Anthem Holding Corp.	Ownership	100.000	Elevance Health, Inc.	NO	
.0671	Elevance Health, Inc.		54-1739323		0001156039		Wellpoint Corporation	DE	UDP	ATH Holding Company, LLC	Ownership	100.000	Elevance Health, Inc.	NO	
.0671	Elevance Health, Inc.		82-1800037		0001156039		Wellpoint Delaware, Inc.	DE	NIA	Anthem Partnership Holding Company, LLC	Ownership	100.000	Elevance Health, Inc.	NO	
.0671	Elevance Health, Inc.		95-4657170		0001156039		WellPoint Dental Services, Inc.	DE	NIA	Wellpoint Specialty Services, Inc.	Ownership	100.000	Elevance Health, Inc.	NO	
.0671	Elevance Health, Inc.		47-2546820		0001156039		Wellpoint Federal Corporation	IN	NIA	Federal Government Solutions, LLC	Ownership	100.000	Elevance Health, Inc.	NO	
.0671	Elevance Health, Inc.		81-2874917		0001156039		WellPoint Health Solutions, Inc.	DE	NIA	Federal Government Solutions, LLC	Ownership	100.000	Elevance Health, Inc.	NO	
.0671	Elevance Health, Inc.		20-3620996		0001156039		WellPoint Holding Corp	DE	NIA	Elevance Health, Inc.	Ownership	100.000	Elevance Health, Inc.	NO	
.0671	Elevance Health, Inc.		36-3899137		0001156039		Wellpoint Illinois Services, Inc.	IL	NIA	Wellpoint National Services, Inc.	Ownership	100.000	Elevance Health, Inc.	NO	
.0671	Elevance Health, Inc.	14078	45-2485907		0001156039		Wellpoint Insurance Company	TX	IA	Wellpoint Corporation	Ownership	100.000	Elevance Health, Inc.	NO	
.0671	Elevance Health, Inc.		36-4595641		0001156039		WellPoint Insurance Services, Inc.	HI	IA	Elevance Health, Inc.	Ownership	100.000	Elevance Health, Inc.	NO	
.0671	Elevance Health, Inc.	15807	47-3863197		0001156039		Wellpoint Iowa, Inc.	IA	RE	Wellpoint Corporation	Ownership	100.000	Elevance Health, Inc.	NO	
.0671	Elevance Health, Inc.		45-4985009		0001156039		Wellpoint IPA of New York, LLC	NY	NIA	Carelon Health of Virginia, LLC	Ownership	100.000	Elevance Health, Inc.	NO	
.0671	Elevance Health, Inc.	80314	52-0913817		0001156039		Wellpoint Life and Health Insurance Company	IN	IA	Wellpoint National Services, Inc.	Ownership	100.000	Elevance Health, Inc.	NO	
.0671	Elevance Health, Inc.	95832	51-0387398		0001156039		Wellpoint Maryland, Inc.	MD	IA	Wellpoint Corporation	Ownership	100.000	Elevance Health, Inc.	NO	
.0671	Elevance Health, Inc.		95-4635507		0001156039		Wellpoint National Services, Inc.	DE	NIA	Anthem Holding Corp.	Ownership	100.000	Elevance Health, Inc.	NO	
.0671	Elevance Health, Inc.	95373	22-3375292		0001156039		Wellpoint New Jersey, Inc.	NJ	IA	Wellpoint Corporation	Ownership	100.000	Elevance Health, Inc.	NO	
.0671	Elevance Health, Inc.	10767	13-4212818		0001156039		Wellpoint Ohio, Inc.	OH	IA	Wellpoint Corporation	Ownership	100.000	Elevance Health, Inc.	NO	
.0671	Elevance Health, Inc.		36-3897080		0001156039		Wellpoint Partnership Plan, LLC	IL	NIA	Health Ventures Partner, L.L.C.	Ownership	75.000	Elevance Health, Inc.	NO	
.0671	Elevance Health, Inc.		36-3897080		0001156039		Wellpoint Partnership Plan, LLC	IL	NIA	Wellpoint Illinois Services, Inc.	Ownership	25.000	Elevance Health, Inc.	NO	
.0671	Elevance Health, Inc.		92-3489706		0001156039		Wellpoint South Carolina, Inc.	SC	NIA	Anthem Partnership Holding Company, LLC	Ownership	100.000	Elevance Health, Inc.	NO	
.0671	Elevance Health, Inc.		77-0494551		0001156039		Wellpoint Specialty Services, Inc.	DE	NIA	Anthem Holding Corp.	Ownership	100.000	Elevance Health, Inc.	NO	
.0671	Elevance Health, Inc.	12941	20-4776597		0001156039		Wellpoint Tennessee, Inc.	TN	IA	Wellpoint Corporation	Ownership	100.000	Elevance Health, Inc.	NO	
.0671	Elevance Health, Inc.	95314	75-2603231		0001156039		Wellpoint Texas, Inc.	TX	IA	Wellpoint Corporation	Ownership	100.000	Elevance Health, Inc.	NO	
.0671	Elevance Health, Inc.	14073	27-3510384		0001156039		Wellpoint Washington, Inc.	WA	IA	Wellpoint Corporation	Ownership	100.000	Elevance Health, Inc.	NO	
.0671	Elevance Health, Inc.		84-1316462		0001156039		WestCare, Inc.	CO	NIA	Paragon Healthcare, Inc.	Ownership	100.000	Elevance Health, Inc.	NO	
.0671	Elevance Health, Inc.	15929	47-5569628		0001156039		Wisconsin Collaborative Insurance Company	WI	IA	Crossroads Acquisition Corp.	Ownership	100.000	Elevance Health, Inc.	NO	
.0671	Elevance Health, Inc.		26-4814272		0001156039		XCEL Reimbursement Solutions, LLC	TX	NIA	Paragon Healthcare, Inc.	Ownership	100.000	Elevance Health, Inc.	NO	

Asterisk	Explanation
0100	Insurer is deemed to be an insurance affiliate in column 10. However, it does not file an NAIC statutory statement because it is regulated by the New York State Department of Health or the California Department of Managed Health Care.

STATEMENT AS OF MARCH 31, 2024 OF THE Wellpoint Iowa, Inc.

Asterisk	Explanation
0101	CCHA, LLC is a joint venture 50% owned by Anthem Partnership Holding Company, LLC and 50% owned by Colorado Community Health Alliance, LLC, a non-affiliate.
0102	Owned 77% by Centros Medicos Unidos del Oeste, LLC, 13% by Asociacion de Medicos del Oeste, Inc. (a non-affiliate) and 10% by Doctores Asociados del Noroeste, Inc. (a non-affiliate).
0103	Community Care Health Plan of Louisiana, Inc. is a joint venture 75% owned by Anthem Partnership Holding Company, LLC and 25% owned by Louisiana Health Service & Indemnity Company d/b/a Blue Cross and Blue Shield of Louisiana (a non-affiliate).
0104	AMH Health, LLC is a joint venture 64% owned by Anthem Partnership Holding Company, LLC and 36% by MaineHealth, a non-affiliate.
0105	Momentum Health Partners, LLC is a joint venture 50% owned by Anthem Partnership Holding Company, LLC and 50% owned by Blue Cross and Blue Shield of North Carolina, a non-affiliate.
0106	GR Health Solutions, LLC is a joint venture 50% owned by Anthem Partnership Holding Company, LLC and 50% owned by Independence Blue Cross, LLC, a non-affiliate.
0107	Owned 50% by Centro Medicina Familiar del Norte, LLC and 50% by ACO del Norte, LLC, a non-affiliated entity.
0108	Community Care Health Plan of Nebraska, Inc. is a joint venture 95% owned by Anthem Partnership Holding Company, LLC and 5% owned by Blue Cross and Blue Shield of Nebraska, a non-affiliate.
0109	TriADD NY, LLC dba MyCompass (NY) is owned 25% by Alliance Care Management, LLC and 75% by non-affiliates.
0110	Community Care Health Plan of Kansas, Inc. is a joint venture 90% owned by Anthem Partnership Holding Company, LLC, 5% owned by Blue Cross and Blue Shield of Kansas (a non-affiliate), and 5% owned by Blue Cross and Blue Shield of Kansas City, a non-affiliate.
0111	APC Passe, LLC is 49% owned by Anthem Partnership Holding Company, LLC and 51% owned by the Arkansas Provider Coalition, LLC, which is not affiliated with Anthem, Inc.
0112	Government Healthcare Solutions LLC. is a joint venture 49% owned by National Government Services, Inc. and 51% owned by MKS2 LLC (non-affiliate)

SUPPLEMENTAL EXHIBITS AND SCHEDULES INTERROGATORIES

The following supplemental reports are required to be filed as part of your statement filing. However, in the event that your company does not transact the type of business for which the special report must be filed, your response of NO to the specific interrogatory will be accepted in lieu of filing a "NONE" report and a bar code will be printed below. If the supplement is required of your company but is not being filed for whatever reason enter SEE EXPLANATION and provide an explanation following the interrogatory questions.

	Response
1. Will the Medicare Part D Coverage Supplement be filed with the state of domicile and the NAIC with this statement?	NO

AUGUST FILING

2. Will the regulator-only (non-public) Communication of Internal Control Related Matters Noted in Audit be filed with the state of domicile and electronically with the NAIC (as a regulator-only non-public document) by August 1? The response for 1st and 3rd quarters should be N/A. A NO response resulting with a bar code is only appropriate in the 2nd quarter.	N/A
--	-----

Explanation:

1.

Bar Code:

1. Medicare Part D Coverage Supplement [Document Identifier 365]



OVERFLOW PAGE FOR WRITE-INS

NONE

STATEMENT AS OF MARCH 31, 2024 OF THE Wellpoint Iowa, Inc.

SCHEDULE A - VERIFICATION

Real Estate

	1 Year to Date	2 Prior Year Ended December 31
1. Book/adjusted carrying value, December 31 of prior year		
2. Cost of acquired:		
2.1 Actual cost at time of acquisition		
2.2 Additional investment made after acquisition		
3. Current year change in encumbrances		
4. Total gain (loss) on disposals		
5. Deduct amounts received on disposals		
6. Total foreign exchange change in book/adjusted carrying value		
7. Deduct current year's other than temporary impairment recognized		
8. Deduct current year's depreciation		
9. Book/adjusted carrying value at the end of current period (Lines 1+2+3+4-5+6-7-8)		
10. Deduct total nonadmitted amounts		
11. Statement value at end of current period (Line 9 minus Line 10)		

NONE

SCHEDULE B - VERIFICATION

Mortgage Loans

	1 Year to Date	2 Prior Year Ended December 31
1. Book value/recorded investment excluding accrued interest, December 31 of prior year		
2. Cost of acquired:		
2.1 Actual cost at time of acquisition		
2.2 Additional investment made after acquisition		
3. Capitalized deferred interest and other		
4. Accrual of discount		
5. Unrealized valuation increase/(decrease)		
6. Total gain (loss) on disposals		
7. Deduct amounts received on disposals		
8. Deduct amortization of premium and mortgage interest paid and commitment fees		
9. Total foreign exchange change in book value/recorded investment excluding accrued interest		
10. Deduct current year's other than temporary impairment recognized		
11. Book value/recorded investment excluding accrued interest at end of current period (Lines 1+2+3+4+5+6-7-8+9-10)		
12. Total valuation allowance		
13. Subtotal (Line 11 plus Line 12)		
14. Deduct total nonadmitted amounts		
15. Statement value at end of current period (Line 13 minus Line 14)		

NONE

SCHEDULE BA - VERIFICATION

Other Long-Term Invested Assets

	1 Year to Date	2 Prior Year Ended December 31
1. Book/adjusted carrying value, December 31 of prior year		
2. Cost of acquired:		
2.1 Actual cost at time of acquisition		
2.2 Additional investment made after acquisition		
3. Capitalized deferred interest and other		
4. Accrual of discount		
5. Unrealized valuation increase/(decrease)		
6. Total gain (loss) on disposals		
7. Deduct amounts received on disposals		
8. Deduct amortization of premium and depreciation		
9. Total foreign exchange change in book/adjusted carrying value		
10. Deduct current year's other than temporary impairment recognized		
11. Book/adjusted carrying value at end of current period (Lines 1+2+3+4+5+6-7-8+9-10)		
12. Deduct total nonadmitted amounts		
13. Statement value at end of current period (Line 11 minus Line 12)		

NONE

SCHEDULE D - VERIFICATION

Bonds and Stocks

	1 Year to Date	2 Prior Year Ended December 31
1. Book/adjusted carrying value of bonds and stocks, December 31 of prior year	792,548,640	822,312,922
2. Cost of bonds and stocks acquired	103,140,670	214,313,031
3. Accrual of discount	1,083,922	3,742,032
4. Unrealized valuation increase/(decrease)	52,390	80,813
5. Total gain (loss) on disposals	(3,832,341)	(5,142,241)
6. Deduct consideration for bonds and stocks disposed of	176,477,417	240,319,458
7. Deduct amortization of premium	390,237	2,392,022
8. Total foreign exchange change in book/adjusted carrying value	0	
9. Deduct current year's other than temporary impairment recognized	0	
10. Total investment income recognized as a result of prepayment penalties and/or acceleration fees	0	(46,437)
11. Book/adjusted carrying value at end of current period (Lines 1+2+3+4+5-6-7+8-9+10)	716,125,627	792,548,640
12. Deduct total nonadmitted amounts	0	
13. Statement value at end of current period (Line 11 minus Line 12)	716,125,627	792,548,640

STATEMENT AS OF MARCH 31, 2024 OF THE Wellpoint Iowa, Inc.

SCHEDULE D - PART 1B

Showing the Acquisitions, Dispositions and Non-Trading Activity
During the Current Quarter for all Bonds and Preferred Stock by NAIC Designation

NAIC Designation	1 Book/Adjusted Carrying Value Beginning of Current Quarter	2 Acquisitions During Current Quarter	3 Dispositions During Current Quarter	4 Non-Trading Activity During Current Quarter	5 Book/Adjusted Carrying Value End of First Quarter	6 Book/Adjusted Carrying Value End of Second Quarter	7 Book/Adjusted Carrying Value End of Third Quarter	8 Book/Adjusted Carrying Value December 31 Prior Year
BONDS								
1. NAIC 1 (a)	488,230,263	72,931,439	117,212,565	1,081,756	445,030,893	0	0	488,230,263
2. NAIC 2 (a)	303,896,811	30,209,228	63,097,187	85,882	271,094,734	0	0	303,896,811
3. NAIC 3 (a)	0	0	0	0	0	0	0	0
4. NAIC 4 (a)	421,566	0	0	(421,566)	0	0	0	421,566
5. NAIC 5 (a)	0	0	0	0	0	0	0	0
6. NAIC 6 (a)	0	0	0	0	0	0	0	0
7. Total Bonds	792,548,640	103,140,667	180,309,752	746,072	716,125,627	0	0	792,548,640
PREFERRED STOCK								
8. NAIC 1	0	0	0	0	0	0	0	0
9. NAIC 2	0	0	0	0	0	0	0	0
10. NAIC 3	0	0	0	0	0	0	0	0
11. NAIC 4	0	0	0	0	0	0	0	0
12. NAIC 5	0	0	0	0	0	0	0	0
13. NAIC 6	0	0	0	0	0	0	0	0
14. Total Preferred Stock	0	0	0	0	0	0	0	0
15. Total Bonds and Preferred Stock	792,548,640	103,140,667	180,309,752	746,072	716,125,627	0	0	792,548,640

(a) Book/Adjusted Carrying Value column for the end of the current reporting period includes the following amount of short-term and cash equivalent bonds by NAIC designation:

NAIC 1 \$0 ; NAIC 2 \$0 ; NAIC 3 \$0 NAIC 4 \$0 ; NAIC 5 \$0 ; NAIC 6 \$0

S102

SCHEDULE DA - PART 1

Short-Term Investments

	1	2	3	4	5
	Book/Adjusted Carrying Value	Premium	Actual Cost	Interest Collected Year-to-Date	Paid for Accrued Interest Year-to-Date
7709999999 Totals		XX			

NONE

SCHEDULE DA - VERIFICATION

Short-Term Investments

	1	2
	Year To Date	Prior Year Ended December 31
1. Book/adjusted carrying value, December 31 of prior year	0	
2. Cost of short-term investments acquired	0	31,186,304
3. Accrual of discount	0	813,696
4. Unrealized valuation increase/(decrease)	0	0
5. Total gain (loss) on disposals	0	0
6. Deduct consideration received on disposals	0	32,000,000
7. Deduct amortization of premium	0	0
8. Total foreign exchange change in book/adjusted carrying value	0	0
9. Deduct current year's other than temporary impairment recognized	0	0
10. Book/adjusted carrying value at end of current period (Lines 1+2+3+4+5-6-7+8-9)	0	0
11. Deduct total nonadmitted amounts	0	0
12. Statement value at end of current period (Line 10 minus Line 11)	0	0

Schedule DB - Part A - Verification - Options, Caps, Floors, Collars, Swaps and Forwards

N O N E

Schedule DB - Part B - Verification - Futures Contracts

N O N E

Schedule DB - Part C - Section 1 - Replication (Synthetic Asset) Transactions (RSATs) Open

N O N E

Schedule DB-Part C-Section 2-Reconciliation of Replication (Synthetic Asset) Transactions Open

N O N E

Schedule DB - Verification - Book/Adjusted Carrying Value, Fair Value and Potential Exposure of
Derivatives

N O N E

SCHEDULE E - PART 2 - VERIFICATION

(Cash Equivalents)

	1	2
	Year To Date	Prior Year Ended December 31
1. Book/adjusted carrying value, December 31 of prior year	0	65,000,000
2. Cost of cash equivalents acquired	310,000,000	1,541,000,000
3. Accrual of discount	0	0
4. Unrealized valuation increase/(decrease)	0	0
5. Total gain (loss) on disposals	0	140,386
6. Deduct consideration received on disposals	310,000,000	1,606,140,386
7. Deduct amortization of premium	0	0
8. Total foreign exchange change in book/adjusted carrying value	0	0
9. Deduct current year's other than temporary impairment recognized	0	0
10. Book/adjusted carrying value at end of current period (Lines 1+2+3+4+5-6-7+8-9)	0	0
11. Deduct total nonadmitted amounts	0	0
12. Statement value at end of current period (Line 10 minus Line 11)	0	0

Schedule A - Part 2 - Real Estate Acquired and Additions Made

N O N E

Schedule A - Part 3 - Real Estate Disposed

N O N E

Schedule B - Part 2 - Mortgage Loans Acquired and Additions Made

N O N E

Schedule B - Part 3 - Mortgage Loans Disposed, Transferred or Repaid

N O N E

Schedule BA - Part 2 - Other Long-Term Invested Assets Acquired and Additions Made

N O N E

Schedule BA - Part 3 - Other Long-Term Invested Assets Disposed, Transferred or Repaid

N O N E

STATEMENT AS OF MARCH 31, 2024 OF THE Wellpoint Iowa, Inc.

SCHEDULE D - PART 3

Show All Long-Term Bonds and Stock Acquired During the Current Quarter

1	2	3	4	5	6	7	8	9	10
CUSIP Identification	Description	Foreign	Date Acquired	Name of Vendor	Number of Shares of Stock	Actual Cost	Par Value	Paid for Accrued Interest and Dividends	NAIC Designation, NAIC Designation Modifier and SVO Administrative Symbol
912810-SH-2	WI TREASURY SEC 2.875% 05/15/49		03/21/2024	Various		33,402,387	43,750,000	275,364	1.A
912820-HW-4	US TREASURY N B 4.125% 08/31/30		01/05/2024	Citadel Securities LLC		4,042,295	4,025,000	59,753	1.A
0109999999 Subtotal - Bonds - U.S. Governments						37,444,682	47,775,000	335,117	XXX
569356-UG-1	MARION CNTY TN 2.000% 06/01/36		01/08/2024	Citigroup Global Markets		1,175,357	1,480,000	3,207	1.C FE
0709999999 Subtotal - Bonds - U.S. Political Subdivisions of States, Territories and Possessions						1,175,357	1,480,000	3,207	XXX
3137HA-SQ-0	FREDDIE MAC MULTIFAMILY SERIES 2023-ML18 CLASS ACA 2.250% 09/25/37		03/27/2024	WELLS FARGO SECURITIES		5,473,149	6,714,202	420	1.A
45203M-WK-3	ILLINOIS ST HSG DEV AUTH REVEN 4.750% 10/01/49		02/08/2024	RBC Capital Markets		2,010,000	2,010,000	0	1.A FE
45710P-AM-2	INGLEWOOD CA JT PWRS AUTH LEAS 3.919% 08/01/35		02/12/2024	CREWS & ASSOCIATES		1,162,200	1,300,000	1,840	1.C FE
472682-ZR-7	JEFFERSON CNTY AL SWR REVENUE 5.250% 10/01/49		01/11/2024	Raymond James & Associates		4,236,000	4,000,000	0	2.A FE
664754-6W-3	NTHRIN AZ UNIV SERIES A 3.087% 08/01/39		01/16/2024	J P Morgan		1,918,721	2,420,000	34,655	1.E FE
700385-BL-0	PARK CREEK MET DIST CO LIMITED SERIES A 4.250% 12/01/47		01/24/2024	RBC Capital Markets		1,812,307	1,845,000	0	1.F FE
0909999999 Subtotal - Bonds - U.S. Special Revenues						16,612,377	18,289,202	36,915	XXX
04316J-AJ-8	ARTHUR J GALLAGHER & CO 5.750% 07/15/54		02/13/2024	Goldman Sachs & Co		171,224	175,000	0	2.B FE
06541T-BF-5	BANK SERIES 2020-BN29 CLASS A4 1.997% 11/15/53		01/11/2024	WELLS FARGO SECURITIES		4,246,095	5,330,000	4,435	1.A
09031W-AE-3	BIMBO BAKERIES USA INC SERIES 144A 5.375% 01/09/36		01/04/2024	JP Morgan		2,398,422	2,425,000	0	2.A FE
12597N-AS-2	CSAIL COMMERCIAL MORTGAGE TR SERIES 2020-C19 CLASS A3 2.561% 03/15/53		01/25/2024	J P Morgan		4,050,543	4,775,000	9,511	1.A
126650-CZ-1	CVS HEALTH CORP 5.050% 03/25/48		03/21/2024	Citigroup Global Markets		1,768,850	1,975,000	0	2.B FE
16159M-AA-4	CHASE MORTGAGE FINANCE CORPO SERIES 2024-RPL1 CLASS A1A 144 3.250% 03/25/64		02/23/2024	J P Morgan		1,839,422	2,150,000	5,241	1.A FE
16159R-AC-9	CHASE MORTGAGE FINANCE CORPORA 3.250% 03/25/63		03/26/2024	J P Morgan		1,245,961	1,409,857	3,437	1.A
16411Q-AQ-4	CHENIERE ENERGY PARTNERS 5.950% 06/30/33		02/27/2024	Tax Free Exchange		399,151	400,000	3,768	2.C FE
16411R-AL-3	CHENIERE ENERGY INC SERIES 144A 5.650% 04/15/34		03/05/2024	Goldman Sachs & Co		2,494,725	2,500,000	0	2.C FE
26441C-BU-8	DUKE ENERGY CORP 5.000% 08/15/52		03/21/2024	JEFFERIES & CO INC		2,996,810	3,350,000	18,611	2.B FE
36269K-AA-3	GM FINANCIAL REVOLVING RECEIV SERIES 2024-1 CLASS A 144A 4.900% 12/11/36		03/05/2024	BARCLAYS CAPITAL		1,424,567	1,425,000	0	1.A FE
446150-BD-5	HUNTINGTON BANCSHARES 5.709% 02/02/35		01/26/2024	Bank of America		4,000,000	4,000,000	0	2.A FE
54750A-AB-2	LOW INCOME INVESTMENT SERIES 2019 3.711% 07/01/29		02/06/2024	MARKETAXESS		113,074	125,000	477	1.F FE
64952W-FE-8	NEW YORK LIFE GLOBAL FDG SERIES 144A 5.000% 01/09/34		01/04/2024	GOLDMAN SACHS		2,249,820	2,250,000	0	1.A FE
67448M-AA-8	ONSLow BAY FINANCIAL LLC SERIES 2024-HYB1 CLASS A1 144A 3.529% 03/25/53		02/07/2024	Bank of America		2,036,165	2,125,000	7,897	1.A FE
75884R-BB-8	REGENCY CENTERS L P 5.250% 01/15/34		01/08/2024	Bank of America		1,992,340	2,000,000	0	2.A FE
91412N-AK-6	UNIVERSITY OF CHICAGO SERIES 14-B 4.411% 10/01/44		01/24/2024	MARKETAXESS EUROPE LII		705,610	795,000	11,202	1.C FE
92349K-CH-4	VERIZON MASTER TRUST SERIES 2024-2 CLASS A 144A 4.830% 12/22/31		01/09/2024	Bank of America		4,023,767	4,025,000	0	1.A FE
775109-DF-5	ROGERS COMMUNICATIONS IN 5.300% 02/15/34	A.	02/07/2024	Citigroup Global Markets		3,221,368	3,250,000	0	2.C FE
893526-BZ-9	TRANSCANADA PIPELINES 7.625% 01/15/39	A.	03/21/2024	Bank of America		1,180,340	1,000,000	14,826	2.B FE
53944Y-AX-1	LLOYDS BANKING GROUP PLC 5.679% 01/05/35	D.	01/02/2024	Lloyds Sec		2,000,000	2,000,000	0	2.A FE
83368R-BX-9	SOIETE GENERALE SERIES 144A 6.066% 01/19/35	D.	01/11/2024	SG Americas Securities LLC		3,350,000	3,350,000	0	2.B FE
1109999999 Subtotal - Bonds - Industrial and Miscellaneous (Unaffiliated)						47,908,254	50,834,857	79,405	XXX
2509999997 Total - Bonds - Part 3						103,140,670	118,379,059	454,644	XXX
2509999998 Total - Bonds - Part 5						XXX	XXX	XXX	XXX
2509999999 Total - Bonds						103,140,670	118,379,059	454,644	XXX
4509999997 Total - Preferred Stocks - Part 3						0	XXX	0	XXX
4509999998 Total - Preferred Stocks - Part 5						XXX	XXX	XXX	XXX
4509999999 Total - Preferred Stocks						0	XXX	0	XXX
5989999997 Total - Common Stocks - Part 3						0	XXX	0	XXX
5989999998 Total - Common Stocks - Part 5						XXX	XXX	XXX	XXX
5989999999 Total - Common Stocks						0	XXX	0	XXX
5999999999 Total - Preferred and Common Stocks						0	XXX	0	XXX
6009999999 - Totals						103,140,670	XXX	454,644	XXX

E04

STATEMENT AS OF MARCH 31, 2024 OF THE Wellpoint Iowa, Inc.

SCHEDULE D - PART 4

Show All Long-Term Bonds and Stock Sold, Redeemed or Otherwise Disposed of During the Current Quarter

1	2	3	4	5	6	7	8	9	10	Change In Book/Adjusted Carrying Value					16	17	18	19	20	21	22
										11	12	13	14	15							
CUSIP Identification	Description	Foreign	Disposal Date	Name of Purchaser	Number of Shares of Stock	Consideration	Par Value	Actual Cost	Prior Year Book/Adjusted Carrying Value	Unrealized Valuation Increase/(Decrease)	Current Year's (Amortization)/Accretion	Current Year's Other Than Temporary Impairment Recognized	Total Change in Book/Adjusted Carrying Value (11 + 12 - 13)	Total Foreign Exchange Change in Book /Adjusted Carrying Value	Book/Adjusted Carrying Value at Disposal Date	Foreign Exchange Gain (Loss) on Disposal	Realized Gain (Loss) on Disposal	Total Gain (Loss) on Disposal	Bond Interest/Stock Dividends Received During Year	Stated Contractual Maturity Date	NAIC Designation, NAIC Designation Modifier and SVO Administrative Symbol
..36179M-QP-8	GNMA POOL MA0462 3.500% 10/20/42		03/01/2024	Paydown		57,020	57,020	49,599	49,652	0	7,368	0	7,368	0	57,020	0	0	0	335	10/20/2042	1.A
..36179M-2X-5	GNMA POOL MA7990 4.000% 04/20/52		02/15/2024	Goldman Sachs & Co		1,445,178	1,552,520	1,561,011	1,560,694	0	4	0	4	0	1,560,698	0	(115,520)	(115,520)	13,628	04/20/2052	1.A
..36179M-2X-5	GNMA POOL MA7990 4.000% 04/20/52		02/01/2024	Paydown		18,579	18,579	18,680	18,676	0	(98)	0	(98)	0	18,579	0	0	0	94	04/20/2052	1.A
..91282C-EP-2	US TREASURY N B 2.875% 05/15/32		03/05/2024	Various		6,014,803	6,575,000	6,137,662	6,161,482	0	5,294	0	5,294	0	6,166,776	0	(151,973)	(151,973)	47,293	05/15/2032	1.A
..91282C-HW-4	US TREASURY N B 4.125% 08/31/30		02/22/2024	JP Morgan		3,976,889	4,025,000	4,042,295	0	0	(136)	0	(136)	0	4,042,159	0	(65,270)	(65,270)	80,279	08/31/2030	1.A FE
0109999999 Subtotal - Bonds - U.S. Governments						11,512,469	12,228,119	11,809,247	7,790,504	0	12,432	0	12,432	0	11,845,232	0	(332,763)	(332,763)	141,629	XXX	XXX
..169583-JC-6	CHINO VLY CA UNIF SCH DIST SERIES C 0.000%		01/11/2024	Bank of Oklahoma		172,898	200,000	162,740	171,291	0	224	0	224	0	171,515	0	1,383	1,383	0	08/01/2028	1.D FE
..745401-EE-5	PULASKI CNTY AR SPL SCH DIST 2.400%		01/23/2024	JP Morgan		2,820,060	3,000,000	3,000,000	3,000,000	0	0	0	0	0	3,000,000	0	(179,940)	(179,940)	34,800	02/01/2027	1.C FE
..755638-ZE-6	READING PA SCH DIST 5.000% 03/01/35		01/04/2024	GOLDMAN SACHS		664,442	630,000	716,127	666,415	0	(213)	0	(213)	0	666,202	0	(1,760)	(1,760)	11,113	03/01/2035	1.E FE
..927396-3E-9	VINELAND NJ 3.043% 04/15/27		02/22/2024	Piper Jeffries & Co		1,064,678	1,125,000	1,125,000	1,125,000	0	0	0	0	1,125,000	0	(60,323)	(60,323)	12,457	04/15/2027	1.E FE	
0709999999 Subtotal - Bonds - U.S. Political Subdivisions of States, Territories and Possessions						4,722,078	4,955,000	5,003,867	4,962,706	0	11	0	11	0	4,962,717	0	(240,640)	(240,640)	58,370	XXX	XXX
..116475-3A-0	BROWNSVILLE TX UTILITY SYS REV SERIES A 1.477% 09/01/27		01/16/2024	STIFEL, NICOLAUS AND COMPANY,		1,089,121	1,210,000	1,210,000	1,210,000	0	0	0	0	1,210,000	0	(120,879)	(120,879)	6,801	09/01/2027	1.G FE	
..20774Y-J9-9	CONNECTICUT ST HLTH & EDUCTN SERIES A-2 2.000% 07/01/42		02/13/2024	JP Morgan		1,929,960	2,000,000	1,879,680	1,900,042	0	532	0	532	0	1,900,574	0	29,386	29,386	24,889	07/01/2042	1.A FE
..235036-4N-7	DALLAS FORT WORTH TX INTERNATI SERIES A 2.354% 11/01/27		01/16/2024	HILLTOP SECURITIES		1,392,150	1,500,000	1,500,000	1,500,000	0	0	0	0	1,500,000	0	(107,850)	(107,850)	7,552	11/01/2027	1.E FE	
..249182-LG-9	DENVER CITY & CNTY CO ARPT REV SERIES A 5.000% 12/01/35		02/22/2024	TRADEWEB DIRECT		791,850	750,000	855,945	807,071	0	(1,643)	0	(1,643)	0	805,428	0	(13,578)	(13,578)	8,854	12/01/2035	1.E FE
..3128MJ-2A-7	FHLIC POOL G08768 4.500% 06/01/47		02/15/2024	BNP Paribas Securities		2,697,142	2,798,137	2,871,588	2,869,127	0	47	0	47	0	2,869,173	0	(172,031)	(172,031)	27,632	06/01/2047	1.A
..3128MJ-2A-7	FHLIC POOL G08768 4.500% 06/01/47		02/01/2024	Paydown		32,707	32,707	33,566	33,537	0	(830)	0	(830)	0	32,707	0	0	0	178	06/01/2047	1.A
..3128MJ-2C-3	FHLIC POOL G08770 3.500% 07/01/47		01/05/2024	Daiwa Securities		4,025,606	4,377,145	3,878,561	3,890,354	0	(2,649)	0	(2,649)	0	3,887,705	0	137,900	137,900	16,171	07/01/2047	1.A
..3128MJ-2C-3	FHLIC POOL G08770 3.500% 07/01/47		01/01/2024	Paydown		36,286	36,286	32,153	32,926	0	4,035	0	4,035	0	36,286	0	0	0	106	07/01/2047	1.A
..3132DN-UW-1	FHLIC POOL SD1497 3.000% 04/01/43		03/01/2024	Paydown		48,645	48,645	43,142	43,326	0	5,319	0	5,319	0	48,645	0	0	0	236	04/01/2043	1.A
..3132DV-MA-0	FHLIC POOL SD7553 3.000% 03/01/52		03/01/2024	Paydown		40,183	40,183	38,362	38,414	0	1,769	0	1,769	0	40,183	0	0	0	202	03/01/2052	1.A
..3133KM-MM-4	FHLIC POOL RA5764 2.000% 09/01/51		03/01/2024	Paydown		29,461	29,461	26,264	26,372	0	3,090	0	3,090	0	29,461	0	0	0	97	09/01/2051	1.A
..3133KP-GB-8	FHLIC POOL RA7394 4.000% 05/01/52		03/01/2024	Paydown		58,819	58,819	59,214	59,199	0	(380)	0	(380)	0	58,819	0	0	0	453	05/01/2052	1.A
..3133KY-V7-1	FHLIC POOL RB5138 2.000% 12/01/41		03/01/2024	Paydown		45,055	45,055	40,395	40,661	0	4,394	0	4,394	0	45,055	0	0	0	153	12/01/2041	1.A
..3140FP-AV-1	FNMA POOL BE3619 4.000% 05/01/47		02/15/2024	Morgan Stanley		206,857	220,546	227,714	227,117	0	6	0	6	0	227,123	0	(20,266)	(20,266)	1,936	05/01/2047	1.A
..3140FP-AV-1	FNMA POOL BE3619 4.000% 05/01/47		02/01/2024	Paydown		2,054	2,054	2,120	2,115	0	(61)	0	(61)	0	2,054	0	0	0	9	05/01/2047	1.A
..3140FX-RII-4	FNMA POOL BF0500 3.000% 12/01/54		03/01/2024	Paydown		42,221	42,221	38,236	38,318	0	3,903	0	3,903	0	42,221	0	0	0	228	12/01/2054	1.A
..3140JX-RN-0	FNMA POOL B03192 3.000% 10/01/49		03/01/2024	Paydown		20,480	20,480	20,954	20,926	0	(446)	0	(446)	0	20,480	0	0	0	76	10/01/2049	1.A
..3140QE-BR-2	FNMA POOL CA6347 2.500% 07/01/50		03/01/2024	Paydown		98,102	98,102	90,699	90,699	0	7,402	0	7,402	0	98,102	0	0	0	407	07/01/2050	1.A
..3140X6-JS-1	FNMA POOL FM2972 4.000% 12/01/44		02/02/2024	J P Morgan		3,391,226	3,526,787	3,580,954	3,578,351	0	348	0	348	0	3,578,700	0	(187,474)	(187,474)	25,471	12/01/2044	1.A
..3140X6-JS-1	FNMA POOL FM2972 4.000% 12/01/44		02/01/2024	Paydown		55,245	55,245	56,052	56,052	0	808	0	808	0	55,245	0	0	0	273	12/01/2044	1.A
..3140XC-DV-7	FNMA POOL FM8215 2.500% 03/01/51		03/01/2024	Paydown		54,463	54,463	43,613	43,680	0	10,783	0	10,783	0	54,463	0	0	0	207	03/01/2051	1.A
..3140XF-A5-0	FNMA POOL FS0027 2.500% 11/01/51		03/01/2024	Paydown		44,241	44,241	40,591	40,685	0	3,556	0	3,556	0	44,241	0	0	0	163	11/01/2051	1.A
..3140XF-GA-3	FNMA POOL FS0192 2.500% 01/01/52		03/01/2024	Paydown		40,821	40,821	37,179	37,284	0	3,537	0	3,537	0	40,821	0	0	0	171	01/01/2052	1.A
..3140XG-LG-2	FNMA POOL FS1226 4.000% 05/01/49		02/15/2024	Morgan Stanley		1,159,704	1,239,341	1,255,220	1,254,694	0	46	0	46	0	1,254,740	0	(95,036)	(95,036)	10,879	05/01/2049	1.A
..3140XG-LG-2	FNMA POOL FS1226 4.000% 05/01/49		02/01/2024	Paydown		28,789	28,789	29,158	29,145	0	(357)	0	(357)	0	28,789	0	0	0	134	05/01/2049	1.A
..3140XG-QT-9	FNMA POOL FS1365 2.500% 03/01/42		03/01/2024	Paydown		50,226	50,226	46,919	46,919	0	3,307	0	3,307	0	50,226	0	0	0	235	03/01/2042	1.A
..3140XG-VI-8	FNMA POOL FS1519 3.000% 04/01/52		03/01/2024	Paydown		66,269	66,269	63,152	63,234	0	3,035	0	3,035	0	66,269	0	0	0	381	04/01/2052	1.A
..3140XG-ZJ-1	FNMA POOL FS1644 3.000% 04/01/42		03/01/2024	Paydown		38,707	38,707	36,832	36,936	0	1,771	0	1,771	0	38,707	0	0	0	185	04/01/2042	1.A
..3140XH-G4-3	FNMA POOL FS2018 4.500% 03/01/50		03/01/2024	Paydown		66,275	66,275	64,732	64,758	0	1,517	0	1,517	0	66,275	0	0	0	529	03/01/2050	1.A
..31418C-XP-4	FNMA POOL MA3385 4.500% 06/01/48		02/15/2024	BNP Paribas Securities		2,656,087	2,760,916	2,834,684	2,832,390	0	133	0	133	0	2,832,523	0	(176,436)	(176,436)	27,264	06/01/2048	1.A

E05

STATEMENT AS OF MARCH 31, 2024 OF THE Wellpoint Iowa, Inc.

SCHEDULE D - PART 4

Show All Long-Term Bonds and Stock Sold, Redeemed or Otherwise Disposed of During the Current Quarter

1	2	3	4	5	6	7	8	9	10	Change In Book/Adjusted Carrying Value					16	17	18	19	20	21	22
										11	12	13	14	15							
CUSIP Identification	Description	For- eign	Disposal Date	Name of Purchaser	Number of Shares of Stock	Consid- eration	Par Value	Actual Cost	Prior Year Book/ Adjusted Carrying Value	Unrealized Valuation Increase/ (Decrease)	Current Year's (Amor- tization)/ Accretion	Current Year's Other Than Temporary Impairment Recogn- ized	Total Change in Book/ Adjusted Carrying Value (11 + 12 - 13)	Total Foreign Exchange Change in Book /Adjusted Carrying Value	Book/ Adjusted Carrying Value at Disposal Date	Foreign Exchange Gain (Loss) on Disposal	Realized Gain (Loss) on Disposal	Total Gain (Loss) on Disposal	Bond Interest/ Stock Dividends Received During Year	Stated Con- tractual Maturity Date	NAIC Desig- nation, NAIC Desig- nation Modifier and SVO Admini- strative Symbol
..31418C-XP-4	FNMA POOL MA3385 4.500% 06/01/48		02/01/2024	Paydown		64,649	64,649	66,376	66,323	0	(1,674)	0	(1,674)	0	64,649	0	0	0	351	06/01/2048	1.A
..31418D-GL-0	FNMA POOL MA3802 3.000% 10/01/49		03/01/2024	Paydown		12,170	12,170	12,311	12,298	0	(128)	0	(128)	0	12,170	0	0	0	61	10/01/2049	1.A
..452143-FK-1	ILLINOIS ST SPORTS FACs AUTH 5.000%		06/15/29	RBC Capital Markets		1,067,580	1,000,000	1,216,600	1,127,252	0	(3,346)	0	(3,346)	0	1,123,907	0	(56,327)	(56,327)	9,861	06/15/2029	2.B FE
..452227-FQ-9	ILLINOIS ST SALES TAX REVENUE 3.431%		06/15/25	Bank of Oklahoma		1,808,967	1,850,000	1,767,176	1,804,477	0	3,722	0	3,722	0	1,808,198	0	769	769	10,579	06/15/2025	1.F FE
..452227-HA-2	ILLINOIS ST SALES TAX REVENUE 5.000%		06/15/26	Goldman Sachs & Co		750,855	750,000	799,860	750,000	0	0	0	0	0	750,000	0	855	855	6,250	06/15/2026	1.F FE
..45469N-DW-5	INDIANA CNTY PA INDL DEV AUTH 5.000%		05/01/28	HEADLANDS HOLDINGS LLC		1,009,090	950,000	1,031,349	1,011,107	0	(2,007)	0	(2,007)	0	1,009,100	0	(10)	(10)	15,174	05/01/2028	1.C FE
..47770V-BR-0	JOBSHIO BEVERAGE SYS STWID LIQ 4.433%		01/01/33	JP Morgan		2,707,595	2,750,000	2,748,735	2,748,825	0	(183)	0	(183)	0	2,748,642	0	(41,047)	(41,047)	79,579	01/01/2033	1.D FE
..47770V-BR-0	JOBSHIO BEVERAGE SYS STWID LIQ 4.433%		01/01/33	Redemption 100.0000		250,000	250,000	249,885	249,893	0	0	0	0	0	249,893	0	107	107	5,541	01/01/2033	1.D FE
..544445-BY-4	LOS ANGELES CA DEPT OF ARPTS A SERIES B 5.000% 05/15/34		02/13/2024	UBS Securities Inc		1,028,300	1,000,000	1,124,450	1,043,587	0	(2,174)	0	(2,174)	0	1,041,413	0	(13,113)	(13,113)	12,500	05/15/2034	1.D FE
..54627R-AK-6	LOUISIANA LOC GOVT ENVRNMTL F SERIES 2014- ELL CLASS A2 3.240% 08/01/28		02/13/2024	WELLS FARGO SECURITIES		560,042	575,755	589,935	583,490	0	(189)	0	(189)	0	583,301	0	(23,259)	(23,259)	10,053	08/01/2028	1.A FE
..54627R-AK-6	LOUISIANA LOC GOVT ENVRNMTL F SERIES 2014- ELL CLASS A2 3.240% 08/01/28		02/01/2024	Paydown		120,356	120,356	123,320	121,973	0	(1,617)	0	(1,617)	0	120,356	0	0	0	1,950	08/01/2028	1.A FE
..54627R-AM-2	LOUISIANA ST LOCAL GOVT ENVRNM SERIES A 4.145% 02/01/33		02/22/2024	WELLS FARGO SECURITIES		2,023,161	2,100,000	2,100,000	2,100,000	0	0	0	0	0	2,100,000	0	(76,839)	(76,839)	49,567	02/01/2033	1.A FE
..56035D-CR-1	MAIN STREET NATURAL GAS INC GA SERIES C 4.000% 03/01/50		02/13/2024	JP Morgan		2,212,232	2,205,000	2,412,932	2,297,107	0	(4,083)	0	(4,083)	0	2,293,024	0	(80,792)	(80,792)	40,180	03/01/2050	1.G FE
..57563R-SQ-3	MASSACHUSETTS ST EDUCNL FING SERIES A 4.299% 07/01/28		02/22/2024	WELLS FARGO SECURITIES		2,525,562	2,600,000	2,600,000	2,600,000	0	0	0	0	0	2,600,000	0	(74,438)	(74,438)	72,964	07/01/2028	1.C FE
..59333P-L7-1	MIAMI DADE CNTY FL AVIATION RE SERIES A 5.000% 10/01/34		02/13/2024	WELLS FARGO SECURITIES		3,009,570	3,000,000	3,104,010	3,032,976	0	(5,312)	0	(5,312)	0	3,027,664	0	(18,094)	(18,094)	55,833	10/01/2034	1.E FE
..610758-AA-2	MONROE CNTY NY INDL DEV AGY MF SERIES A 4.840% 11/01/40		03/01/2024	Redemption 100.0000		5,979	5,979	5,979	5,979	0	0	0	0	0	5,979	0	0	0	65	11/01/2040	1.A FE
..61360P-CR-9	MONTGOMERY CNTY PA INDL DEV AU SERIES D 2.600% 11/15/24		02/16/2024	STIFEL NOCOLUS		3,941,993	4,035,000	4,035,000	4,035,000	0	0	0	0	0	4,035,000	0	(93,007)	(93,007)	27,976	11/15/2024	1.G FE
..63968A-2D-6	NEBRASKA ST PUBLIC PWIR DIST RE SERIES B1 2.493% 01/01/27		02/15/2024	Goldman Sachs & Co		1,880,340	2,000,000	2,000,000	2,000,000	0	0	0	0	0	2,000,000	0	(119,660)	(119,660)	31,717	01/01/2027	1.E FE
..645913-AA-2	NEW JERSEY ECONOMIC DEV AUTH ST PENSION FDG REV SERIES A 7.425% 02/15/29		02/22/2024	TRUIST SECURITIES		1,067,900	1,000,000	1,267,380	1,126,953	0	(5,179)	0	(5,179)	0	1,121,774	0	(53,874)	(53,874)	39,394	02/15/2029	1.F FE
..677525-IV-5	OHIO ST AIR QUALITY DEV AUTH SERIES A 4.250% 11/01/39		02/21/2024	WELLS FARGO SECURITIES		4,745,496	4,700,000	4,700,000	4,700,000	0	0	0	0	0	4,700,000	0	45,496	45,496	45,499	11/01/2039	2.B FE
..67759Y-AX-5	OHIO ST PRIVATE ACTIVITY REVE 5.000%		12/31/39	STIFEL, NICOLAUS AND COMPANY		3,513,300	3,500,000	3,619,280	3,558,515	0	(5,994)	0	(5,994)	0	3,552,521	0	(39,221)	(39,221)	114,722	12/31/2039	1.G FE
..68450L-EK-7	ORANGE CNTY FL HLTH FACs AUTH SERIES A 5.000% 10/01/35		02/15/2024	BC ZIEGLER & CO		662,541	640,000	712,218	668,025	0	(1,326)	0	(1,326)	0	666,699	0	(4,158)	(4,158)	12,356	10/01/2035	1.E FE
..85732G-WIE-6	STATE PUBLIC SCH BLDG AUTH PA SERIES A-B 2.966% 04/01/27		02/15/2024	WELLS FARGO SECURITIES		1,950,272	2,075,000	2,075,000	2,075,000	0	0	0	0	0	2,075,000	0	(124,728)	(124,728)	23,763	04/01/2027	1.E FE
..939781-ZB-6	WASHINGTON ST HGR EDU FACs AUT SERIES B 2.489% 04/01/27		02/15/2024	FIFTH THIRD SECURITIES		1,414,801	1,520,000	1,520,000	1,520,000	0	0	0	0	0	1,520,000	0	(105,199)	(105,199)	14,608	04/01/2027	1.F FE
..93978T-4M-8	WASHINGTON ST HSG FIN COMMISSI SERIES 1 3.375% 04/20/37		03/27/2024	WELLS FARGO SECURITIES		3,590,782	3,989,758	3,328,495	3,337,442	0	8,649	0	8,649	0	3,346,091	0	244,691	244,691	33,664	04/20/2037	2.B FE
..93978T-4M-8	WASHINGTON ST HSG FIN COMMISSI SERIES 1 3.375% 04/20/37		03/20/2024	Redemption 100.0000		5,758	5,758	4,804	4,817	0	8	0	8	0	4,824	0	934	934	36	04/20/2037	2.B FE
..960667-AU-7	WESTMINSTER CO PUBLIC SCHs COP 5.000%		12/01/37	D.A. Davidson		804,300	750,000	857,850	808,444	0	(1,592)	0	(1,592)	0	806,851	0	(2,551)	(2,551)	8,542	12/01/2037	1.E FE

E05.1

STATEMENT AS OF MARCH 31, 2024 OF THE Wellpoint Iowa, Inc.

SCHEDULE D - PART 4

Show All Long-Term Bonds and Stock Sold, Redeemed or Otherwise Disposed of During the Current Quarter

1	2	3	4	5	6	7	8	9	10	Change In Book/Adjusted Carrying Value					16	17	18	19	20	21	22
										11	12	13	14	15							
CUSIP Identification	Description	For-foreign	Disposal Date	Name of Purchaser	Number of Shares of Stock	Consideration	Par Value	Actual Cost	Prior Year Book/Adjusted Carrying Value	Unrealized Valuation Increase/(Decrease)	Current Year's (Amortization)/Accretion	Current Year's Other Than Temporary Impairment Recognized	Total Change in Book/Adjusted Carrying Value (11 + 12 - 13)	Total Foreign Exchange Change in Book /Adjusted Carrying Value	Book/Adjusted Carrying Value at Disposal Date	Foreign Exchange Gain (Loss) on Disposal	Realized Gain (Loss) on Disposal	Total Gain (Loss) on Disposal	Bond Interest/Stock Dividends Received During Year	Stated Contractual Maturity Date	NAIC Designation, NAIC Designation Modifier and SVO Administrative Symbol
0909999999	Subtotal - Bonds - U.S. Special Revenues					62,972,343	64,731,346	65,010,233	64,303,139	0	28,931	0	28,931	0	64,332,071	0	(1,359,729)	(1,359,729)	884,657	XXX	XXX
..00834W-AA-9	AFFIRM INC SERIES 2022-A CLASS A 144A 4.300% 05/17/27		02/14/2024	WELLS FARGO SECURITIES Redemption 100.0000		1,735,576	1,750,000	1,749,804	1,749,889	0	7	0	7	0	1,749,896	0	(14,319)	(14,319)	12,751	05/17/2027	1.A FE
..02377L-AA-2	AMER AIRLINE 19 1AA PTT SERIES AA 3.150% 08/15/33		02/15/2024			40,715	40,715	40,715	40,715	0	0	0	0	0	40,715	0	0	0	641	08/15/2033	1.F FE
..038370-AA-0	AQUA FINANCE TRUST SERIES 2019-A CLASS A 144A 3.140% 07/16/40		03/15/2024	Paydown		6,984	6,984	6,982	6,983	0	1	0	1	0	6,984	0	0	0	36	07/16/2040	1.E FE
..042858-AB-6	APROYO MORTGAGE TRUST SERIES 2019-2 CLASS A2 144A 3.498% 04/25/49		03/01/2024	Paydown		8,751	8,751	8,751	8,744	0	7	0	7	0	8,751	0	0	0	53	04/25/2049	1.A
..042859-AA-6	APROYO MORTGAGE TRUST SERIES 2019-1 CLASS A1 144A 3.805% 01/25/49		03/01/2024	Paydown		5,200	5,200	5,200	5,196	0	4	0	4	0	5,200	0	0	0	36	01/25/2049	1.A
..06406R-BQ-9	BANK OF NY MELLON CORP MTN 4.947% 04/26/27		02/15/2024	BARCLAYS CAPITAL		3,862,329	3,875,000	3,875,000	3,875,000	0	0	0	0	0	3,875,000	0	(12,671)	(12,671)	60,704	04/26/2027	1.E FE
..12567N-AA-7	CIM TRUST SERIES 2022-R2 CLASS A1 144A 3.750% 12/25/61		03/01/2024	Paydown		61,287	61,287	59,952	60,110	0	1,177	0	1,177	0	61,287	0	0	0	388	12/25/2061	1.A
..12569U-AA-9	CIM TRUST SERIES 2023-R4 CLASS A1 144A 5.000% 05/25/62		03/01/2024	Paydown		102,985	102,985	101,573	101,643	0	1,341	0	1,341	0	102,985	0	0	0	869	05/25/2062	1.A
..12591U-AF-0	COMM MORTGAGE TRUST SERIES 2014-UBS2 CLASS A5 3.961% 03/10/47		02/10/2024	Paydown		864,523	864,523	923,452	923,452	0	(58,929)	0	(58,929)	0	864,523	0	0	0	3,138	03/10/2047	1.A
..14040H-CU-7	CAPITAL ONE FINANCIAL CO 4.985% 07/24/26		02/15/2024	Citadel Securities LLC		1,487,340	1,500,000	1,500,000	1,500,000	0	0	0	0	0	1,500,000	0	(12,660)	(12,660)	42,788	07/24/2026	2.A FE
..16159M-AA-4	CHASE MORTGAGE FINANCE CORPO SERIES 2024-RPL1 CLASS A1A 144 3.250% 03/25/64		03/01/2024	Paydown		14,635	14,635	12,521	0	0	2,114	0	2,114	0	14,635	0	0	0	40	03/25/2064	1.A FE
..16159R-AC-9	CHASE MORTGAGE FINANCE CORPORA 3.250% 03/25/63		03/01/2024	Paydown		34,727	34,727	29,678	29,805	0	4,922	0	4,922	0	34,727	0	0	0	185	03/25/2063	1.A
..161927-AC-2	CHASE MORTGAGE FINANCE CORPO SERIES 2023-RPL3 CLASS A1 144A 3.250% 09/25/63		03/01/2024	Paydown		45,117	45,117	37,214	37,333	0	7,784	0	7,784	0	45,117	0	0	0	249	09/25/2063	1.A
..16411Q-AP-6	CHENIERE ENERGY PARTNERS SERIES 144A 5.950% 06/30/33		02/27/2024	Tax Free Exchange		399,151	400,000	399,096	399,140	0	11	0	11	0	399,151	0	0	0	16,263	06/30/2033	2.C FE
..172967-NL-1	CITIGROUP INC 3.290% 03/17/26		01/17/2024	Goldman Sachs & Co		1,462,065	1,500,000	1,471,365	1,483,225	0	363	0	363	0	1,483,588	0	(21,523)	(21,523)	16,724	03/17/2026	1.G FE
..20268C-AA-6	COMMONBOND STUDENT LOAN T SERIES 2019-AGS CLASS A1 144A 2.540% 01/25/47		03/25/2024	Paydown		25,067	25,067	25,059	25,061	0	6	0	6	0	25,067	0	0	0	108	01/25/2047	1.A FE
..20453K-AA-3	COMPASS BANK 3.875% 04/10/25		01/17/2024	PNC Capital Market		3,982,495	4,060,000	4,123,458	4,086,798	0	(1,101)	0	(1,101)	0	4,085,697	0	(103,203)	(103,203)	43,264	04/10/2025	1.G FE
..24703T-AD-8	DELL INT LLC EMC CORP 6.020% 06/15/26		02/02/2024	Morgan Stanley		2,652,778	2,606,000	2,927,643	2,761,243	0	(6,655)	0	(6,655)	0	2,754,589	0	(101,811)	(101,811)	22,225	06/15/2026	2.B FE
..25389J-AV-8	DIGITAL REALTY TRUST LP 5.550% 01/15/28		02/15/2024	Goldman Sachs & Co		3,800,175	3,750,000	3,746,925	3,747,312	0	82	0	82	0	3,747,394	0	52,782	52,782	124,297	01/15/2028	2.B FE
..25470D-BE-8	DISCOVERY COMMUNICATIONS SERIES WI 3.950% 06/15/25		02/15/2024	JEFFERIES & CO INC		1,954,520	2,000,000	2,106,900	2,027,702	0	(2,706)	0	(2,706)	0	2,024,997	0	(70,477)	(70,477)	14,264	06/15/2025	2.C FE
..26138E-AU-3	DR PEPPER SNAPPLE GROUP 2.550% 09/15/26		01/17/2024	Bank of America		2,392,603	2,534,000	2,464,366	2,505,688	0	502	0	502	0	2,506,190	0	(113,588)	(113,588)	22,257	09/15/2026	2.B FE
..26884L-AH-2	EQT CORP 6.125% 02/01/25		03/21/2024	Morgan Stanley		3,710,225	3,707,000	3,878,189	3,773,703	0	(15,311)	0	(15,311)	0	3,758,392	0	(48,167)	(48,167)	147,585	02/01/2025	2.C FE
..32113C-BV-1	FIRST NATIONAL MASTER NOTE TRU SERIES 2023-1 CLASS A 5.130% 04/15/29		02/14/2024	WELLS FARGO SECURITIES		3,866,221	3,875,000	3,874,668	3,874,755	0	20	0	20	0	3,874,776	0	(8,555)	(8,555)	33,683	04/15/2029	1.A FE
..33768E-AA-0	FIRSTKEY HOMES TRUST SERIES 2022-SFR3 CLASS A 144A 4.250% 07/17/38		02/01/2024	Paydown		2,390	2,390	2,241	2,302	0	88	0	88	0	2,390	0	0	0	17	07/17/2038	1.A FE
..33768N-AA-0	FIRSTKEY HOMES TRUST SERIES 2022-SFR1 CLASS A 144A 4.145% 05/17/39		03/01/2024	Paydown		1,160	1,160	1,160	1,159	0	1	0	1	0	1,160	0	0	0	12	05/17/2039	1.A FE
..34528Q-HQ-0	FORD CREDIT FLOORPLAN MASTER O SERIES 2020-2 CLASS A 1.060% 09/15/27		01/17/2024	Goldman Sachs & Co		3,583,248	3,825,000	3,494,496	3,651,885	0	4,918	0	4,918	0	3,656,803	0	(73,555)	(73,555)	3,829	09/15/2027	1.A FE
..35041J-AA-3	FOUNDATION FINANCE TRUST SERIES 2019-1A CLASS A 144A 3.860% 11/15/34		03/15/2024	Paydown		12,589	12,589	12,587	12,588	0	1	0	1	0	12,589	0	0	0	80	11/15/2034	1.A FE
..35041K-AA-0	FOUNDATION FINANCE TRUST SERIES 2020-1A CLASS A 144A 3.540% 07/16/40		03/15/2024	Paydown		120,355	120,355	120,341	120,346	0	9	0	9	0	120,355	0	0	0	698	07/16/2040	1.A FE
..37940X-AA-0	GLOBAL PAYMENTS INC 2.650% 02/15/25		02/02/2024	BARCLAYS CAPITAL		3,687,938	3,800,000	3,673,308	3,747,355	0	4,443	0	4,443	0	3,751,799	0	(63,861)	(63,861)	47,833	02/15/2025	2.C FE

E05.2

STATEMENT AS OF MARCH 31, 2024 OF THE Wellpoint Iowa, Inc.

SCHEDULE D - PART 4

Show All Long-Term Bonds and Stock Sold, Redeemed or Otherwise Disposed of During the Current Quarter

1	2	3	4	5	6	7	8	9	10	Change In Book/Adjusted Carrying Value					16	17	18	19	20	21	22
										11	12	13	14	15							
CUSIP Identification	Description	For-foreign	Disposal Date	Name of Purchaser	Number of Shares of Stock	Consideration	Par Value	Actual Cost	Prior Year Book/Adjusted Carrying Value	Unrealized Valuation Increase/(Decrease)	Current Year's (Amortization)/Accretion	Current Year's Other Than Temporary Impairment Recognized	Total Change in Book/Adjusted Carrying Value (11 + 12 - 13)	Total Foreign Exchange Change in Book /Adjusted Carrying Value	Book/Adjusted Carrying Value at Disposal Date	Foreign Exchange Gain (Loss) on Disposal	Realized Gain (Loss) on Disposal	Total Gain (Loss) on Disposal	Bond Interest/Stock Dividends Received During Year	Stated Contractual Maturity Date	NAIC Designation, NAIC Designation Modifier and SVO Administrative Symbol
..42824C-AW-9	HP ENTERPRISE CO SERIES W1 4.900% 10/15/25		02/15/2024	Deutsche Bank		993	1,000	1,067	1,018	0	(2)	0	(2)	0	1,017	0	(24)	(24)	17	10/15/2025	2.B FE
..43732V-AT-3	HOME PARTNERS OF AMERICA TRUST SERIES 2021-2 CLASS A 144A 1.901% 12/17/26		03/01/2024	Paydown		56,440	56,440	50,833	52,584	0	3,856	0	3,856	0	56,440	0	0	0	117	12/17/2026	1.A FE
..44891A-BN-6	HYUNDAI CAPITAL AMERICA SERIES 144A 1.800% 10/15/25		02/15/2024	BNP Paribas Securities		2,826,810	3,000,000	2,994,330	2,997,949	0	154	0	154	0	2,998,103	0	(171,293)	(171,293)	18,750	10/15/2025	2.A FE
..45276K-AA-5	IMPERIAL FUND LLC SERIES 2022-NQM3 CLASS A1 144A 4.380% 05/25/67		03/01/2024	Paydown		149,637	149,637	149,635	149,565	0	72	0	72	0	149,637	0	0	0	1,114	05/25/2067	1.A FE
..46591F-AC-8	JP MORGAN MORTGAGE TRUST SERIES 2019-5 CLASS A3 144A 4.000% 11/25/49		03/01/2024	Paydown		273	273	280	278	0	(5)	0	(5)	0	273	0	0	0	2	11/25/2049	1.A
..46642C-BJ-8	JP MORGAN CHASE COMMERCIAL MOR SERIES 2014-C20 CLASS A5 3.805% 07/15/47		01/25/2024	BMO Capital Markets		2,290,889	2,303,758	2,300,068	2,300,269	0	56	0	56	0	2,300,325	0	(9,436)	(9,436)	14,121	07/15/2047	1.A
..46642C-BJ-8	JP MORGAN CHASE COMMERCIAL MOR SERIES 2014-C20 CLASS A5 3.805% 07/15/47		01/01/2024	Paydown		846,242	846,242	844,887	844,961	0	1,281	0	1,281	0	846,242	0	0	0	2,683	07/15/2047	1.A
..55336V-BR-0	MPLX LP 1.750% 03/01/26		02/02/2024	Morgan Stanley		3,269,420	3,500,000	3,492,475	3,496,971	0	133	0	133	0	3,497,104	0	(227,684)	(227,684)	26,372	03/01/2026	2.B FE
..610202-BN-2	MONONGAHELA POWER CO SERIES 144A 4.100% 04/15/24		02/15/2024	JP Morgan		1,993,420	2,000,000	2,010,660	2,000,237	0	(237)	0	(237)	0	2,000,000	0	(6,580)	(6,580)	28,472	04/15/2024	1.G FE
..63942E-AA-6	NAVIENT STUDENT LOAN TRUST SERIES 2021-EA CLASS A 144A 0.970% 12/16/69		03/15/2024	Paydown		133,229	133,229	117,574	119,987	0	13,242	0	13,242	0	133,229	0	0	0	217	12/16/2069	1.A FE
..64035D-AB-2	NELNET STUDENT LOAN TRUST SERIES 2021-A CLASS APT1 144A 1.360% 04/20/62		03/20/2024	Paydown		162,623	162,623	152,256	154,403	0	8,221	0	8,221	0	162,623	0	0	0	368	04/20/2062	1.A FE
..647915-AA-5	NEW RESIDENTIAL MORTGAGE LOAN SERIES 2023-1 CLASS A 144A 3.500% 01/25/63		03/01/2024	Paydown		62,086	62,086	57,311	57,620	0	4,466	0	4,466	0	62,086	0	0	0	353	01/25/2063	1.A
..67448M-AA-8	ONSLow BAY FINANCIAL LLC SERIES 2024-HYB1 CLASS A1 144A 3.529% 03/25/53		03/01/2024	Paydown		45,138	45,138	43,251	0	0	1,887	0	1,887	0	45,138	0	0	0	191	03/25/2053	1.A FE
..69335P-ET-8	PFS FINANCING CORP SERIES 2023-A CLASS A 144A 5.800% 03/15/28		02/14/2024	RBC Capital Markets		3,059,977	3,025,000	3,024,802	3,024,721	0	(3)	0	(3)	0	3,024,717	0	35,259	35,259	29,729	03/15/2028	1.A FE
..709599-AZ-7	PENSKE TRUCK LEASING PTL SERIES 144A 3.950% 03/10/25		03/21/2024	Various		1,868,783	1,900,000	1,957,129	1,911,752	0	(2,633)	0	(2,633)	0	1,909,120	0	(40,337)	(40,337)	40,652	03/10/2025	2.B FE
..709599-BG-8	PENSKE TRUCK LEASING PTL SERIES 144A 2.700% 11/01/24		02/15/2024	Goldman Sachs & Co		1,468,590	1,500,000	1,496,895	1,499,472	0	85	0	85	0	1,499,558	0	(30,968)	(30,968)	12,263	11/01/2024	2.B FE
..78355H-KQ-1	RYDER SYSTEM INC MTN SERIES MTN 4.625% 06/01/25		01/17/2024	TD Securities		1,646,981	1,661,000	1,697,708	1,677,842	0	(618)	0	(618)	0	1,677,224	0	(30,243)	(30,243)	10,243	06/01/2025	2.B FE
..80290C-AS-3	SANTANDER BANK AUTO CREDIT LI SERIES 2022-A CLASS B 144A 5.281% 05/15/32		03/15/2024	Paydown		269,937	269,937	269,937	269,937	0	0	0	0	0	269,937	0	0	0	2,361	05/15/2032	2.B FE
..85855C-AD-2	STELLANTIS FIN US INC SERIES 144A 5.625% 01/12/28		02/02/2024	BNP Paribas Securities		3,928,554	3,800,000	3,781,000	3,784,869	0	327	0	327	0	3,785,197	0	143,357	143,357	121,125	01/12/2028	2.A FE
..88240T-AA-9	TEXAS ELECTRIC MKT STABL SERIES A-1 144A 4.265% 08/01/34		02/01/2024	Redemption		78,430	78,430	78,429	78,430	0	2	0	2	0	78,432	0	(2)	(2)	1,673	08/01/2034	1.A FE
..89177L-AM-5	TOWD POINT MORTGAGE TRUST SERIES 2019-3 CLASS A1 144A 3.750% 02/25/59		03/01/2024	Paydown		105,995	105,995	105,121	105,221	0	773	0	773	0	105,995	0	0	0	665	02/25/2059	1.A
..89180H-AA-5	TOWD POINT MORTGAGE TRUST SERIES 2022-2 CLASS A1 144A 3.750% 07/01/62		03/01/2024	Paydown		103,904	103,904	99,546	100,004	0	3,900	0	3,900	0	103,904	0	0	0	595	07/01/2062	1.A
..89180N-AA-2	TOWD POINT MORTGAGE TRUST SERIES 2022-3 CLASS A1 144A 3.750% 08/01/62		03/01/2024	Paydown		111,408	111,408	106,881	107,423	0	3,984	0	3,984	0	111,408	0	0	0	668	08/01/2062	1.A
..92343V-GH-1	VERIZON COMMUNICATIONS 2.100% 03/22/28		02/02/2024	Citadel Securities LLC		1,798,220	2,000,000	1,999,100	1,999,441	0	12	0	12	0	1,999,453	0	(201,233)	(201,233)	15,633	03/22/2028	2.A FE
..95000U-2H-5	WELLS FARGO & COMPANY MTN SERIES MTN 2.406% 10/30/25		02/02/2024	Bank of America		4,199,337	4,300,000	4,147,092	4,217,949	0	4,235	0	4,235	0	4,222,184	0	(22,847)	(22,847)	27,589	10/30/2025	2.A FE
..31429K-AH-6	FED CAISSES DESJARDINS SERIES 144A 4.550% 08/23/27	A	02/15/2024	TD Securities		3,711,844	3,775,000	3,774,509	3,774,632	0	13	0	13	0	3,774,644	0	(62,800)	(62,800)	84,450	08/23/2027	1.E FE
..03938L-BA-1	ARCELOORMITTAL 4.550% 03/11/26	D	03/21/2024	Citigroup Global Markets		3,179,173	3,225,000	3,292,919	3,264,400	0	(3,227)	0	(3,227)	0	3,261,173	0	(82,000)	(82,000)	72,365	03/11/2026	2.C FE

E05.3

STATEMENT AS OF MARCH 31, 2024 OF THE Wellpoint Iowa, Inc.

SCHEDULE D - PART 4

Show All Long-Term Bonds and Stock Sold, Redeemed or Otherwise Disposed of During the Current Quarter

1	2	3	4	5	6	7	8	9	10	Change In Book/Adjusted Carrying Value					16	17	18	19	20	21	22		
										11	12	13	14	15									
CUSIP Identification	Description	Foreign	Disposal Date	Name of Purchaser	Number of Shares of Stock	Consideration	Par Value	Actual Cost	Prior Year Book/Adjusted Carrying Value	Unrealized Valuation Increase/(Decrease)	Current Year's (Amortization)/Accretion	Other Than Temporary Impairment Recognized	Total Change in Book/Adjusted Carrying Value (11 + 12 - 13)	Total Foreign Exchange Change in Book /Adjusted Carrying Value	Book/Adjusted Carrying Value at Disposal Date	Foreign Exchange Gain (Loss) on Disposal	Realized Gain (Loss) on Disposal	Total Gain (Loss) on Disposal	Bond Interest/Stock Dividends Received During Year	Stated Contractual Maturity Date	NAIC Designation, NAIC Designation Modifier and SVO Administrative Symbol		
..22535W-AG-2	CREDIT AGRICOLE LONDON SERIES 144A 1.907% 06/16/26	D.....	03/21/2024	Morgan Stanley		3,656,968	3,825,000	3,563,179	3,664,677	0	14,654	0	14,654	0	3,679,332	0	(22,364)	(22,364)	20,059	06/16/2026	1.G FE		
..23636A-BA-8	DANSKE BANK A S SERIES 144A 0.976% 09/10/25	D.....	01/17/2024	Morgan Stanley		3,874,200	4,000,000	4,000,000	4,000,000	0	0	0	0	0	4,000,000	0	(125,800)	(125,800)	13,989	09/10/2025	1.E FE		
..60687Y-BD-0	MIZUHO FINANCIAL GROUP 2.226% 05/25/26	D.....	03/21/2024	Goldman Sachs & Co		3,506,977	3,639,000	3,459,961	3,530,534	0	10,165	0	10,165	0	3,540,698	0	(33,721)	(33,721)	27,001	05/25/2026	1.G FE		
..62954H-AZ-1	NXP BV NXP FDG NXP USA 3.875% 06/18/26	D.....	02/15/2024	Goldman Sachs & Co		4,605,078	4,750,000	5,061,611	4,935,863	0	(10,824)	0	(10,824)	0	4,925,039	0	(319,961)	(319,961)	31,700	06/18/2026	2.A FE		
..902613-AR-9	UBS GROUP AG SERIES 144A 4.490% 08/05/25	D.....	02/02/2024	Bank of America		993,690	1,000,000	1,000,000	1,000,000	0	0	0	0	0	1,000,000	0	(6,310)	(6,310)	22,575	08/05/2025	1.G FE		
..92852L-AA-7	VITERRA FINANCE BV SERIES 144A 2.000% 04/21/26	D.....	03/21/2024	MESIROW		3,342,132	3,600,000	3,291,804	3,417,083	0	17,662	0	17,662	0	3,434,746	0	(92,614)	(92,614)	30,800	04/21/2026	2.C FE		
1109999999	Subtotal - Bonds - Industrial and Miscellaneous (Unaffiliated)					97,270,527	99,458,585	99,094,894	99,099,224	0	14,730	0	14,730	0	99,169,735	0	(1,899,209)	(1,899,209)	1,273,929		XXX	XXX	
2509999997	Total - Bonds - Part 4					176,477,417	181,373,050	180,918,241	176,155,573	0	56,104	0	56,104	0	180,309,755	0	(3,832,341)	(3,832,341)	2,358,585		XXX	XXX	
2509999998	Total - Bonds - Part 5					XXX	XXX	XXX	XXX	XXX	XXX	XXX	XXX	XXX	XXX	XXX	XXX	XXX	XXX	XXX		XXX	XXX
2509999999	Total - Bonds					176,477,417	181,373,050	180,918,241	176,155,573	0	56,104	0	56,104	0	180,309,755	0	(3,832,341)	(3,832,341)	2,358,585		XXX	XXX	
4509999997	Total - Preferred Stocks - Part 4					0	XXX	0	0	0	0	0	0	0	0	0	0	0	0	0		XXX	XXX
4509999998	Total - Preferred Stocks - Part 5					XXX	XXX	XXX	XXX	XXX	XXX	XXX	XXX	XXX	XXX	XXX	XXX	XXX	XXX	XXX		XXX	XXX
4509999999	Total - Preferred Stocks					0	XXX	0	0	0	0	0	0	0	0	0	0	0	0	0		XXX	XXX
5989999997	Total - Common Stocks - Part 4					0	XXX	0	0	0	0	0	0	0	0	0	0	0	0	0		XXX	XXX
5989999998	Total - Common Stocks - Part 5					XXX	XXX	XXX	XXX	XXX	XXX	XXX	XXX	XXX	XXX	XXX	XXX	XXX	XXX	XXX		XXX	XXX
5989999999	Total - Common Stocks					0	XXX	0	0	0	0	0	0	0	0	0	0	0	0	0		XXX	XXX
5999999999	Total - Preferred and Common Stocks					0	XXX	0	0	0	0	0	0	0	0	0	0	0	0	0		XXX	XXX
6009999999	Totals					176,477,417	XXX	180,918,241	176,155,573	0	56,104	0	56,104	0	180,309,755	0	(3,832,341)	(3,832,341)	2,358,585		XXX	XXX	

E05.4

Schedule DB - Part A - Section 1 - Options, Caps, Floors, Collars, Swaps and Forwards Open

N O N E

Schedule DB - Part B - Section 1 - Futures Contracts Open

N O N E

Schedule DB - Part B - Section 1B - Brokers with whom cash deposits have been made

N O N E

Schedule DB - Part D - Section 1 - Counterparty Exposure for Derivative Instruments Open

N O N E

Schedule DB - Part D-Section 2 - Collateral for Derivative Instruments Open - Pledged By

N O N E

Schedule DB - Part D-Section 2 - Collateral for Derivative Instruments Open - Pledged To

N O N E

Schedule DB - Part E - Derivatives Hedging Variable Annuity Guarantees

N O N E

STATEMENT AS OF MARCH 31, 2024 OF THE Wellpoint Iowa, Inc.

SCHEDULE DL - PART 1
SECURITIES LENDING COLLATERAL ASSETS

Reinvested Collateral Assets Owned Current Statement Date
(Securities lending collateral assets reported in aggregate on Line 10 of the Assets page (Line 9 for Separate Accounts)
and not included on Schedules A, B, BA, D, DB and E)

1	2	3	4	5	6	7
CUSIP Identification	Description	Code	NAIC Designation, NAIC Designation Modifier and SVO Administrative Symbol	Fair Value	Book/Adjusted Carrying Value	Maturity Date
912803-GC-1	UNITED STATES OF AMERICA BOND ZERO CPN 15/NOV/2051 USD 100		1.A	72,796	72,796	11/15/2051
912803-GK-3	UNITED STATES OF AMERICA BOND ZERO CPN 15/AUG/2052 USD 100		1.A	48,240	48,240	08/15/2052
912803-GS-6	UNITED STATES OF AMERICA BOND ZERO CPN 15/MAY/2053 USD 100		1.A	26,015	26,015	05/15/2053
912810-QQ-4	UNITED STATES OF AMERICA BOND FIXED 4.375% 15/MAY/2041 USD 100		1.A	48,895	48,895	05/15/2041
912810-QM-1	UNITED STATES OF AMERICA BOND FIXED 3% 15/MAY/2042 USD 100		1.A	66,334	66,334	05/15/2042
912810-RA-8	UNITED STATES OF AMERICA BOND FIXED 0.625% 15/FEB/2043 USD 100		1.A	178,853	178,853	02/15/2043
912810-RA-8	UNITED STATES OF AMERICA BOND FIXED 0.625% 15/FEB/2043 USD 100		1.A	21,368	21,368	02/15/2043
912810-RB-6	UNITED STATES OF AMERICA BOND FIXED 2.875% 15/MAY/2043 USD 100		1.A	28,157	28,157	05/15/2043
912810-RE-0	UNITED STATES OF AMERICA BOND FIXED 3.625% 15/FEB/2044 USD 100		1.A	43,031	43,031	02/15/2044
912810-RH-3	UNITED STATES OF AMERICA BOND FIXED 3.125% 15/AUG/2044 USD 100		1.A	165,171	165,171	08/15/2044
912810-RQ-3	UNITED STATES OF AMERICA BOND FIXED 2.5% 15/FEB/2046 USD 100		1.A	32,867	32,867	02/15/2046
912810-RZ-3	UNITED STATES OF AMERICA BOND FIXED 2.75% 15/NOV/2047 USD 100		1.A	19,485	19,485	11/15/2047
912810-SA-7	UNITED STATES OF AMERICA BOND FIXED 3% 15/FEB/2048 USD 100		1.A	166,040	166,040	02/15/2048
912810-SH-2	UNITED STATES OF AMERICA BOND FIXED 2.875% 15/MAY/2049 USD 100		1.A	73,268	73,268	05/15/2049
912810-SJ-8	UNITED STATES OF AMERICA BOND FIXED 2.25% 15/AUG/2049 USD 100		1.A	57,734	57,734	08/15/2049
912810-SL-3	UNITED STATES OF AMERICA BOND FIXED 2% 15/FEB/2050 USD 100		1.A	70,870	70,870	02/15/2050
912810-SP-4	UNITED STATES OF AMERICA BOND FIXED 1.375% 15/AUG/2050 USD 100		1.A	229,656	229,656	08/15/2050
912810-SS-8	UNITED STATES OF AMERICA BOND FIXED 1.625% 15/NOV/2050 USD 100		1.A	231,333	231,333	11/15/2050
912810-SU-3	UNITED STATES OF AMERICA BOND FIXED 1.875% 15/FEB/2051 USD 100		1.A	202,563	202,563	02/15/2051
912810-SU-3	UNITED STATES OF AMERICA BOND FIXED 1.875% 15/FEB/2051 USD 100		1.A	29,047	29,047	02/15/2051
912810-SX-7	UNITED STATES OF AMERICA BOND FIXED 2.375% 15/MAY/2051 USD 100		1.A	69,627	69,627	05/15/2051
912810-SZ-2	UNITED STATES OF AMERICA BOND FIXED 2% 15/AUG/2051 USD 100		1.A	60,364	60,364	08/15/2051
912810-TB-4	UNITED STATES OF AMERICA BOND FIXED 1.875% 15/NOV/2051 USD 100		1.A	249,598	249,598	11/15/2051
912810-TD-0	UNITED STATES OF AMERICA BOND FIXED 2.25% 15/FEB/2052 USD 100		1.A	198,123	198,123	02/15/2052
912810-TD-0	UNITED STATES OF AMERICA BOND FIXED 2.25% 15/FEB/2052 USD 100		1.A	31,756	31,756	02/15/2052
912810-TF-5	UNITED STATES OF AMERICA BOND FIXED 2.375% 15/FEB/2042 USD 100		1.A	222,172	222,172	02/15/2042
912810-TG-3	UNITED STATES OF AMERICA BOND FIXED 2.875% 15/MAY/2052 USD 100		1.A	73,985	73,985	05/15/2052
912810-TH-1	UNITED STATES OF AMERICA BOND FIXED 3.25% 15/MAY/2042 USD 100		1.A	149,632	149,632	05/15/2042
912810-TK-4	UNITED STATES OF AMERICA BOND FIXED 3.375% 15/AUG/2042 USD 100		1.A	41,786	41,786	08/15/2042
912810-TL-2	UNITED STATES OF AMERICA BOND FIXED 4% 15/NOV/2052 USD 100		1.A	230,695	230,695	11/15/2052
912810-TP-3	UNITED STATES OF AMERICA BOND FIXED 1.5% 15/FEB/2053 USD 100		1.A	181,032	181,032	02/15/2053
912810-TQ-1	UNITED STATES OF AMERICA BOND FIXED 3.875% 15/FEB/2043 USD 100		1.A	225,786	225,786	02/15/2043
912810-TQ-1	UNITED STATES OF AMERICA BOND FIXED 3.875% 15/FEB/2043 USD 100		1.A	19,682	19,682	02/15/2043
912810-TR-9	UNITED STATES OF AMERICA BOND FIXED 3.625% 15/MAY/2053 USD 100		1.A	253,993	253,993	05/15/2053
912810-TT-5	UNITED STATES OF AMERICA BOND FIXED 4.125% 15/AUG/2053 USD 100		1.A	190,182	190,182	08/15/2053
912828-2A-7	UNITED STATES OF AMERICA NOTES FIXED 1.5% 15/AUG/2026 USD 100		1.A	21,188	21,188	08/15/2026
912828-3F-5	UNITED STATES OF AMERICA NOTES FIXED 2.25% 15/NOV/2027 USD 100		1.A	58,930	58,930	11/15/2027
912828-4N-7	UNITED STATES OF AMERICA NOTES FIXED 2.875% 15/MAY/2028 USD 100		1.A	23,110	23,110	05/15/2028
912828-6B-1	UNITED STATES OF AMERICA NOTES FIXED 2.625% 15/FEB/2029 USD 100		1.A	22,106	22,106	02/15/2029
912828-6L-9	UNITED STATES OF AMERICA NOTES FIXED 2.25% 31/MAR/2026 USD 100		1.A	37,304	37,304	03/31/2026
912828-6T-2	UNITED STATES OF AMERICA NOTES FIXED 2.375% 15/MAY/2029 USD 100		1.A	34,162	34,162	05/15/2029
912828-M5-6	UNITED STATES OF AMERICA NOTES FIXED 2.25% 15/NOV/2025 USD 100		1.A	75,764	75,764	11/15/2025
912828-23-7	UNITED STATES OF AMERICA NOTES FIXED 0.125% 15/JAN/2030 USD 100		1.A	33,196	33,196	01/15/2030
912828-29-4	UNITED STATES OF AMERICA NOTES FIXED 1.5% 15/FEB/2030 USD 100		1.A	53,222	53,222	02/15/2030
912828-2Q-6	UNITED STATES OF AMERICA NOTES FIXED 0.625% 15/MAY/2030 USD 100		1.A	220,491	220,491	05/15/2030
912828-2Q-6	UNITED STATES OF AMERICA NOTES FIXED 0.625% 15/MAY/2030 USD 100		1.A	31,277	31,277	05/15/2030
912828-ZS-2	UNITED STATES OF AMERICA NOTES FIXED 0.5% 31/MAY/2027 USD 100		1.A	18,626	18,626	05/31/2027
912828-ZL-3	UNITED STATES OF AMERICA NOTES FIXED 0.25% 30/JUN/2025 USD 100		1.A	163,549	163,549	06/30/2025
91282C-AB-7	UNITED STATES OF AMERICA NOTES FIXED 0.25% 31/JUL/2025 USD 100		1.A	173,396	173,396	07/31/2025
91282C-AE-1	UNITED STATES OF AMERICA NOTES FIXED 0.625% 15/AUG/2030 USD 100		1.A	31,340	31,340	08/15/2030
91282C-AL-5	UNITED STATES OF AMERICA NOTES FIXED 0.375% 30/SEP/2027 USD 100		1.A	71,743	71,743	09/30/2027
91282C-AM-3	UNITED STATES OF AMERICA NOTES FIXED 0.25% 30/SEP/2025 USD 100		1.A	28,665	28,665	09/30/2025
91282C-AT-8	UNITED STATES OF AMERICA NOTES FIXED 0.25% 31/OCT/2025 USD 100		1.A	37,800	37,800	10/31/2025
91282C-AV-3	UNITED STATES OF AMERICA NOTES FIXED 0.875% 15/NOV/2030 USD 100		1.A	61,978	61,978	11/15/2030
91282C-AZ-4	UNITED STATES OF AMERICA NOTES FIXED 0.375% 30/NOV/2025 USD 100		1.A	48,553	48,553	11/30/2025
91282C-BF-7	UNITED STATES OF AMERICA NOTES FIXED 0.125% 15/JAN/2031 USD 100		1.A	208,185	208,185	01/15/2031
91282C-BQ-3	UNITED STATES OF AMERICA NOTES FIXED 0.5% 28/FEB/2026 USD 100		1.A	49,100	49,100	02/28/2026
91282C-BH-0	UNITED STATES OF AMERICA NOTES FIXED 0.75% 30/APR/2026 USD 100		1.A	44,746	44,746	04/30/2026
91282C-BZ-3	UNITED STATES OF AMERICA NOTES FIXED 1.25% 30/APR/2028 USD 100		1.A	18,948	18,948	04/30/2028
91282C-CB-5	UNITED STATES OF AMERICA NOTES FIXED 1.625% 15/MAY/2031 USD 100		1.A	210,264	210,264	05/15/2031
91282C-CB-5	UNITED STATES OF AMERICA NOTES FIXED 1.625% 15/MAY/2031 USD 100		1.A	44,009	44,009	05/15/2031
91282C-CE-9	UNITED STATES OF AMERICA NOTES FIXED 1.25% 31/MAY/2028 USD 100		1.A	50,648	50,648	05/31/2028
91282C-CJ-8	UNITED STATES OF AMERICA NOTES FIXED 0.875% 30/JUN/2026 USD 100		1.A	5,097	5,097	06/30/2026
91282C-CS-8	UNITED STATES OF AMERICA NOTES FIXED 1.25% 15/AUG/2031 USD 100		1.A	130,715	130,715	08/15/2031
91282C-CS-8	UNITED STATES OF AMERICA NOTES FIXED 1.25% 15/AUG/2031 USD 100		1.A	10,899	10,899	08/15/2031
91282C-DF-5	UNITED STATES OF AMERICA NOTES FIXED 1.375% 31/OCT/2028 USD 100		1.A	187,791	187,791	10/31/2028
91282C-DG-7	UNITED STATES OF AMERICA NOTES FIXED 1.125% 31/OCT/2026 USD 100		1.A	224,631	224,631	10/31/2026
91282C-DJ-7	UNITED STATES OF AMERICA NOTES FIXED 1.375% 15/NOV/2031 USD 100		1.A	46,796	46,796	11/15/2031
91282C-DQ-1	UNITED STATES OF AMERICA NOTES FIXED 1.25% 31/DEC/2026 USD 100		1.A	248,239	248,239	12/31/2026
91282C-DW-4	UNITED STATES OF AMERICA NOTES FIXED 1.75% 31/JAN/2029 USD 100		1.A	38,937	38,937	01/31/2029
91282C-DY-4	UNITED STATES OF AMERICA NOTES FIXED 1.875% 15/FEB/2032 USD 100		1.A	77,684	77,684	02/15/2032
91282C-EF-4	UNITED STATES OF AMERICA NOTES FIXED 2.5% 31/MAR/2027 USD 100		1.A	31,039	31,039	03/31/2027
91282C-EM-9	UNITED STATES OF AMERICA NOTES FIXED 2.875% 30/APR/2029 USD 100		1.A	18,957	18,957	04/30/2029
91282C-EZ-0	UNITED STATES OF AMERICA NOTES FIXED 0.625% 15/JUL/2032 USD 100		1.A	183,722	183,722	07/15/2032
91282C-FE-6	UNITED STATES OF AMERICA NOTES FIXED 3.125% 15/AUG/2025 USD 100		1.A	47,335	47,335	08/15/2025
91282C-FF-3	UNITED STATES OF AMERICA NOTES FIXED 2.75% 15/AUG/2032 USD 100		1.A	263,931	263,931	08/15/2032
91282C-FF-3	UNITED STATES OF AMERICA NOTES FIXED 2.75% 15/AUG/2032 USD 100		1.A	78,195	78,195	08/15/2032
91282C-FV-8	UNITED STATES OF AMERICA NOTES FIXED 4.125% 15/NOV/2032 USD 100		1.A	48,654	48,654	11/15/2032
91282C-FW-6	UNITED STATES OF AMERICA NOTES FIXED 4.5% 15/NOV/2025 USD 100		1.A	18,663	18,663	11/15/2025
91282C-FZ-9	UNITED STATES OF AMERICA NOTES FIXED 3.875% 30/NOV/2027 USD 100		1.A	236,864	236,864	11/30/2027
91282C-GC-9	UNITED STATES OF AMERICA NOTES FIXED 3.875% 31/DEC/2027 USD 100		1.A	204,245	204,245	12/31/2027
91282C-GE-5	UNITED STATES OF AMERICA NOTES FIXED 3.875% 15/JAN/2026 USD 100		1.A	22,843	22,843	01/15/2026
91282C-GH-8	UNITED STATES OF AMERICA NOTES FIXED 3.5% 31/JAN/2028 USD 100		1.A	18,860	18,860	01/31/2028
91282C-GM-7	UNITED STATES OF AMERICA NOTES FIXED 3.5% 15/FEB/2033 USD 100		1.A	46,353	46,353	02/15/2033
91282C-GP-0	UNITED STATES OF AMERICA NOTES FIXED 4% 29/FEB/2028 USD 100		1.A	196,891	196,891	02/29/2028
91282C-GS-4	UNITED STATES OF AMERICA NOTES FIXED 3.625% 31/MAR/2030 USD 100		1.A	52,344	52,344	03/31/2030
91282C-GZ-8	UNITED STATES OF AMERICA NOTES FIXED 3.5% 30/APR/2030 USD 100		1.A	105,776	105,776	04/30/2030
91282C-HH-7	UNITED STATES OF AMERICA NOTES FIXED 4.125% 15/JUN/2026 USD 100		1.A	40,640	40,640	06/15/2026
91282C-HJ-3	UNITED STATES OF AMERICA NOTES FIXED 3.75% 30/JUN/2030 USD 100		1.A	81,062	81,062	06/30/2030
91282C-HR-5	UNITED STATES OF AMERICA NOTES FIXED 4% 31/JUL/2030 USD 100		1.A	51,808	51,808	07/31/2030
91282C-HT-1	UNITED STATES OF AMERICA NOTES FIXED 3.875% 15/AUG/2033 USD 100		1.A	23,497	23,497	08/15/2033
91282C-HZ-7	UNITED STATES OF AMERICA NOTES FIXED 4.625% 30/SEP/2030 USD 100		1.A	47,400	47,400	09/30/2030
91282C-JB-8	UNITED STATES OF AMERICA NOTES FIXED 5% 30/SEP/2025 USD 100		1.A	42,634	42,634	09/30/2025
91282C-JL-6	UNITED STATES OF AMERICA NOTES FIXED 4.875% 30/NOV/2025 USD 100		1.A	177,917	177,917	11/30/2025
001999999	Subtotal - Bonds - U.S. Governments - Issuer Obligations			8,892,852	8,892,852	XXX

STATEMENT AS OF MARCH 31, 2024 OF THE Wellpoint Iowa, Inc.
SCHEDULE DL - PART 1
SECURITIES LENDING COLLATERAL ASSETS

Reinvested Collateral Assets Owned Current Statement Date
 (Securities lending collateral assets reported in aggregate on Line 10 of the Assets page (Line 9 for Separate Accounts)
 and not included on Schedules A, B, BA, D, DB and E)

1	2	3	4	5	6	7
CUSIP Identification	Description	Code	NAIC Designation, NAIC Designation Modifier and SVO Administrative Symbol	Fair Value	Book/Adjusted Carrying Value	Maturity Date
0109999999. Total - U.S. Government Bonds				8,892,852	8,892,852	XXX
0309999999. Total - All Other Government Bonds				0	0	XXX
0509999999. Total - U.S. States, Territories and Possessions Bonds				0	0	XXX
0709999999. Total - U.S. Political Subdivisions Bonds				0	0	XXX
0909999999. Total - U.S. Special Revenues Bonds				0	0	XXX
000000-00-0	ING FINANCIAL MARKETS LLC RPEQ		1.B	157,178	157,178	04/10/2024
000000-00-0	ROYAL BANK CANADA TORONTO		1.B	314,356	314,356	04/08/2024
1019999999. Subtotal - Bonds - Industrial and Miscellaneous (Unaffiliated) - Issuer Obligations				471,534	471,534	XXX
1109999999. Total - Industrial and Miscellaneous (Unaffiliated) Bonds				471,534	471,534	XXX
1309999999. Total - Hybrid Securities				0	0	XXX
1509999999. Total - Parent, Subsidiaries and Affiliates Bonds				0	0	XXX
1909999999. Subtotal - Unaffiliated Bank Loans				0	0	XXX
2419999999. Total - Issuer Obligations				9,364,386	9,364,386	XXX
2429999999. Total - Residential Mortgage-Backed Securities				0	0	XXX
2439999999. Total - Commercial Mortgage-Backed Securities				0	0	XXX
2449999999. Total - Other Loan-Backed and Structured Securities				0	0	XXX
2459999999. Total - SVO Identified Funds				0	0	XXX
2469999999. Total - Affiliated Bank Loans				0	0	XXX
2479999999. Total - Unaffiliated Bank Loans				0	0	XXX
2489999999. Total - Unaffiliated Certificates of Deposit				0	0	XXX
2509999999. Total Bonds				9,364,386	9,364,386	XXX
4109999999. Total - Preferred Stocks (Schedule D, Part 2, Section 1 type) - Industrial and Miscellaneous (Unaffiliated)				0	0	XXX
4409999999. Total - Preferred Stocks (Schedule D, Part 2, Section 1 type) - Parent, Subsidiaries and Affiliates				0	0	XXX
4509999999. Total - Preferred Stocks (Schedule D, Part 2, Section 1 type)				0	0	XXX
5109999999. Total - Common Stocks (Schedule D, Part 2, Section 2 type) - Industrial and Miscellaneous (Unaffiliated)				0	0	XXX
5409999999. Total - Common Stocks (Schedule D, Part 2, Section 2 type) - Mutual Funds				0	0	XXX
5609999999. Total - Common Stocks (Schedule D, Part 2, Section 2 type) - Unit Investment Trusts				0	0	XXX
5809999999. Total - Common Stocks (Schedule D, Part 2, Section 2 type) - Closed-End Funds				0	0	XXX
5979999999. Total - Common Stocks (Schedule D, Part 2, Section 2 type) - Parent, Subsidiaries and Affiliates				0	0	XXX
5989999999. Total - Common Stocks (Schedule D, Part 2, Section 2 type)				0	0	XXX
5999999999. Total - Preferred and Common Stocks				0	0	XXX
000000-00-0	BOFA SECURITIES, INC		1.B	260,916	260,916	07/01/2024
000000-00-0	BOFA SECURITIES, INC		1.B	94,307	94,307	07/01/2024
000000-00-0	BOFA SECURITIES, INC		1.B	785,890	785,890	07/01/2024
000000-00-0	PERSHING LLC		1.B	251,485	251,485	08/01/2024
000000-00-0	PERSHING LLC		1.B	314,356	314,356	08/01/2024
000000-00-0	BANK OF MONTREAL, MONTREAL		1.B	125,776	125,742	05/09/2024
000000-00-0	AUSTRALIA AND NEW ZEALAND BK GRP LT		1.B	18,802	18,321	04/18/2024
000000-00-0	AUSTRALIA AND NEW ZEALAND BK GRP LT		1.B	18,863	18,861	04/18/2024
000000-00-0	ING (US) Funding LLC		1.B	50,297	50,297	11/20/2024
000000-00-0	ING (US) Funding LLC		1.B	125,843	125,742	06/13/2024
000000-00-0	ING FINANCIAL MARKETS LLC RPEQ		1.B	282,920	282,920	04/10/2024
000000-00-0	BANK OF NOVA SCOTIA TORONTO		1.B	62,870	62,881	01/08/2025
000000-00-0	UNITED STATES OF AMERICA BILL ZERO CPN 09/JUL/2024 USD 100		1.A	170,598	170,598	07/09/2024
000000-00-0	UNITED STATES OF AMERICA NOTES FIXED 0.375% 15/JUL/2024 USD 100		1.A	19,025	19,025	07/15/2024
000000-00-0	UNITED STATES OF AMERICA NOTES VARIABLE 31/JUL/2024 USD 100		1.A	28,937	28,937	07/31/2024
000000-00-0	UNITED STATES OF AMERICA NOTES FIXED 2.125% 31/JUL/2024 USD 100		1.A	25,368	25,368	07/31/2024
000000-00-0	UNITED STATES OF AMERICA NOTES FIXED 0.375% 15/AUG/2024 USD 100		1.A	18,940	18,940	08/15/2024
000000-00-0	UNITED STATES OF AMERICA NOTES FIXED 0.375% 15/SEP/2024 USD 100		1.A	49,288	49,288	09/15/2024
000000-00-0	UNITED STATES OF AMERICA NOTES FIXED 0.75% 15/NOV/2024 USD 100		1.A	36,692	36,692	11/15/2024
000000-00-0	UNITED STATES OF AMERICA NOTES FIXED 2.25% 15/NOV/2024 USD 100		1.A	18,619	18,619	11/15/2024
000000-00-0	UNITED STATES OF AMERICA NOTES FIXED 1% 15/DEC/2024 USD 100		1.A	20,666	20,666	12/15/2024
000000-00-0	UNITED STATES OF AMERICA NOTES FIXED 1.5% 15/FEB/2025 USD 100		1.A	29,027	29,027	02/15/2025
9509999999. Subtotal - Short-Term Invested Assets (Schedule DA type)				2,809,485	2,808,878	XXX
000000-00-0	ABN Amro Bank N.V.			157,178	152,005	04/01/2024
000000-00-0	BANCO SANTANDER SA NY			144,604	144,604	04/01/2024
000000-00-0	BANCO SANTANDER SA NY			149,633	149,633	04/01/2024
000000-00-0	CANADIAN IMPERIAL BANK TOR			81,733	81,733	04/01/2024
000000-00-0	CREDIT AGRICOLE CIB, NY			94,307	94,307	04/01/2024
000000-00-0	CREDIT AGRICOLE CIB, NY			125,742	125,742	04/01/2024
000000-00-0	DNB NOR BANK ASA NEW YORK			62,871	62,871	04/01/2024
000000-00-0	DNB NOR BANK ASA NEW YORK			207,475	207,475	04/01/2024
000000-00-0	DZ BANK AG NEW YORK			62,871	62,871	04/01/2024
000000-00-0	FIRST ABU DHABI BANK USA NY			157,178	157,178	04/01/2024
000000-00-0	LANDESBANK HESSEN THUR NY			157,178	157,178	04/01/2024
000000-00-0	RABOBANK NEW YORK			94,307	94,307	04/01/2024
000000-00-0	ROYAL BANK OF CANADA			164,694	164,694	04/01/2024
000000-00-0	SKANDI NY			157,178	157,178	04/01/2024
000000-00-0	SVENSKA NY			106,881	106,881	04/01/2024
000000-00-0	LANDESBANK BADEN-WURTEMBERG LDN			31,436	31,436	04/02/2024
000000-00-0	BANK OF AMERICA NA			94,307	94,307	04/04/2024
000000-00-0	Mitsubishi UFJ Trust & Bank Co			74,987	74,422	05/08/2024
000000-00-0	Mitsubishi UFJ Trust & Bank Co			31,240	31,009	05/09/2024
000000-00-0	BNP PARIBAS, NY			70,769	70,778	06/17/2024
000000-00-0	SUMITOMO MITSUI TRUST BANK LTD, LDN			62,759	62,011	04/09/2024
000000-00-0	Mitsubishi UFJ Trust & Bank Co			6,257	6,201	04/29/2024
000000-00-0	Mitsubishi UFJ Trust & Bank Co			31,249	31,005	05/07/2024
000000-00-0	SUMITOMO MITSUI TRUST BANK LTD, LDN			31,249	31,007	05/07/2024
000000-00-0	Mitsubishi UFJ Trust & Bank Co			31,077	31,000	06/13/2024
000000-00-0	MUFG Bank Ltd, London Branch			81,771	81,733	06/20/2024
000000-00-0	MIZUHO BANK LIMITED LONDON			62,871	62,871	05/02/2024
000000-00-0	National Westminster Bank PLC			22,016	22,189	05/03/2024
000000-00-0	MIZUHO BANK LIMITED NEW YORK			94,342	94,310	07/03/2024
000000-00-0	BANK OF AMERICA NA			157,241	157,178	07/08/2024
000000-00-0	Mitsubishi UFJ Trust & Bank Co			75,445	75,445	07/11/2024
000000-00-0	BARCLAYS NEW YORK			75,453	75,445	08/07/2024
000000-00-0	ROYAL BANK OF CANADA NY			94,335	94,307	05/31/2024
000000-00-0	SUMITOMO BK NY			157,228	157,178	07/11/2024
000000-00-0	SUMITOMO BK NY			157,225	157,178	07/16/2024
000000-00-0	BARCLAYS NEW YORK			257,099	256,969	06/20/2024
000000-00-0	CIBC NY			94,336	94,307	06/06/2024
000000-00-0	CREDIT AGRICOLE CIB, NY			62,885	62,871	04/19/2024

STATEMENT AS OF MARCH 31, 2024 OF THE Wellpoint Iowa, Inc.

SCHEDULE DL - PART 1
SECURITIES LENDING COLLATERAL ASSETS

Reinvested Collateral Assets Owned Current Statement Date
(Securities lending collateral assets reported in aggregate on Line 10 of the Assets page (Line 9 for Separate Accounts) and not included on Schedules A, B, BA, D, DB and E)

1	2	3	4	5	6	7
CUSIP Identification	Description	Code	NAIC Designation, NAIC Designation Modifier and SVO Administrative Symbol	Fair Value	Book/Adjusted Carrying Value	Maturity Date
000000-00-0	SUMITOMO BK NY			62,901	62,871	06/05/2024
000000-00-0	STANDARD CHARTERED NY			176,069	176,039	04/19/2024
000000-00-0	National Westminster Bank PLC			18,772	18,310	04/29/2024
000000-00-0	MJFG Bank Ltd, London Branch			93,273	91,669	06/10/2024
000000-00-0	CREDIT AGRICOLE CIB, NY			62,885	62,871	04/22/2024
000000-00-0	MJFG Bank Ltd, London Branch			94,307	94,307	09/23/2024
000000-00-0	BANK OF AMERICA NA			62,892	62,871	05/22/2024
000000-00-0	SUMITOMO MITSUI TRUST BANK LTD, NY			188,672	188,614	09/11/2024
000000-00-0	National Westminster Bank PLC			125,804	125,742	05/02/2024
000000-00-0	STANDARD CHARTERED NY			251,484	251,485	08/09/2024
000000-00-0	WELLS FARGO BANK SAN FRANCISCO N.A.			157,255	157,199	05/14/2024
000000-00-0	NORDEA BANK ABP, NEW YORK BRANCH			188,669	188,614	04/26/2024
000000-00-0	NORDEA BANK ABP, NEW YORK BRANCH			157,216	157,178	04/18/2024
000000-00-0	SVENSKA NY			188,661	188,614	04/19/2024
000000-00-0	ROYAL BANK OF CANADA NY			62,883	62,871	04/15/2024
000000-00-0	ROYAL BANK OF CANADA NY			125,823	125,742	05/23/2024
000000-00-0	WESTPAC BKG CORP, NEW YORK			125,979	125,742	10/11/2024
000000-00-0	BANK OF MONTREAL CHICAGO			31,435	31,436	03/12/2025
000000-00-0	BANK OF NOVA SCOTIA HOUSTON			62,871	62,871	03/19/2025
000000-00-0	ROYAL BANK OF CANADA NY			63,045	62,871	11/08/2024
000000-00-0	TORONTO DOMINION LONDON			31,435	31,436	08/14/2024
000000-00-0	BANK OF MONTREAL CHICAGO			157,423	157,178	08/01/2024
000000-00-0	BANK OF MONTREAL CHICAGO			125,939	125,742	08/07/2024
000000-00-0	BANK OF MONTREAL CHICAGO			94,500	94,307	11/08/2024
000000-00-0	BANK OF NOVA SCOTIA HOUSTON			188,609	188,614	11/06/2024
000000-00-0	BANK OF NOVA SCOTIA HOUSTON			125,739	125,742	02/06/2025
000000-00-0	CIBC NY			50,332	50,297	01/09/2025
000000-00-0	ROYAL BANK OF CANADA NY			157,487	157,178	09/20/2024
000000-00-0	SKANDI NY			62,875	62,871	02/06/2025
000000-00-0	SVENSKA NY			94,330	94,307	02/06/2025
000000-00-0	TORONTO DOMINION NY			251,482	251,485	01/08/2025
9609999999	Subtotal - Cash (Schedule E Part 1 type)			7,422,454	7,410,888	XXX
018616-74-8	ALLIANCE BERNSTEIN GOVT FD			9,431	9,431	04/01/2024
09248U-70-0	TFDXX LEX BLACKROCK FED FUND			27,183	27,183	04/01/2024
261908-10-7	DREYFUS TREASURY & AGENCY LEX			73,375	73,375	04/01/2024
44330V-48-0	HSBC US GOVT FUND LEX			34,302	34,302	04/01/2024
52470G-79-1	WESTERN ASST GOV FD			49,037	49,037	04/01/2024
61747C-70-7	MS GOVT US			60,485	60,485	04/01/2024
	NATWEST MARKETS SECURITIES INC			94,307	94,307	04/01/2024
	NOMURA SECURITIES			31,436	31,436	04/01/2024
	RBC CAPITAL MKS			62,871	62,871	04/01/2024
	BOFA SECURITIES, INC			144,408	144,408	04/01/2024
	ING FINANCIAL MARKETS LLC			314,356	314,356	04/01/2024
	METROPOLITAN LIFE INSURANCE COMPANY			78,589	78,589	04/01/2024
	METROPOLITAN LIFE INSURANCE COMPANY			282,920	282,920	04/01/2024
	SOCIETE GENERALE NY BRANCH			71,162	71,162	04/01/2024
	BANK OF AMERICA N.A.			245,198	245,198	04/01/2024
	BOFA SECURITIES, INC			31,436	31,436	04/01/2024
	TD PRIME SVCS			188,614	188,614	04/01/2024
	UNITED OF OMAHA LIFE INSURANCE			18,861	18,861	04/29/2024
	UNITED OF OMAHA LIFE INSURANCE			18,861	18,861	04/29/2024
	ROYAL BANK CANADA TORONTO			471,534	471,534	05/03/2024
	BOFA SECURITIES, INC			440,098	440,098	05/03/2024
	BOFA SECURITIES, INC			314,356	314,356	05/03/2024
	ING FINANCIAL MARKETS LLC RPEQ			157,178	157,178	05/03/2024
	ING FINANCIAL MARKETS LLC RPEQ			157,178	157,178	05/03/2024
	ROYAL BANK CANADA TORONTO			314,356	314,356	05/03/2024
	ROYAL BANK CANADA TORONTO			314,356	314,356	05/03/2024
	ROYAL BANK CANADA TORONTO			157,178	157,178	05/03/2024
	ROYAL BANK CANADA TORONTO			345,792	345,792	05/03/2024
	UNITED STATES OF AMERICA BILL ZERO CPN 11/APR/2024 USD 100			22,152	22,152	04/11/2024
	UNITED STATES OF AMERICA BILL ZERO CPN 18/APR/2024 USD 100			215,795	215,795	04/18/2024
	UNITED STATES OF AMERICA BILL ZERO CPN 11/JUN/2024 USD 100			47,731	47,731	06/11/2024
9709999999	Subtotal - Cash Equivalents (Schedule E Part 2 type)			4,794,535	4,794,535	XXX
9999999999	Totals			24,390,960	24,378,687	XXX

General Interrogatories:

- Total activity for the year Fair Value \$ (740,822) Book/Adjusted Carrying Value \$ (732,190)
- Average balance for the year Fair Value \$ 20,305,335 Book/Adjusted Carrying Value \$ 20,285,670
- Reinvested securities lending collateral assets book/adjusted carrying value included in this schedule by NAIC designation:
 NAIC 1 \$ 16,967,799 NAIC 2 \$ 0 NAIC 3 \$ 0 NAIC 4 \$ 0 NAIC 5 \$ 0 NAIC 6 \$ 0

SCHEDULE DL - PART 2
SECURITIES LENDING COLLATERAL ASSETS

Reinvested Collateral Assets Owned Current Statement Date
 (Securities lending collateral assets included on Schedules A, B, BA, D, DB and E
 and not reported in aggregate on Line 10 of the Assets page (Line 9 for Separate Accounts))

1 CUSIP Identification	2 Description	3 Code	4 NAIC Designation, NAIC Designation Modifier and SVO Administrative Symbol	5 Fair Value	6 Book/Adjusted Carrying Value	7 Maturity Date
NONE						
999999999 - Totals						XXX

General Interrogatories:

1. Total activity for the year
2. Average balance for the year

Fair Value \$ Book/Adjusted Carrying Value \$
 Fair Value \$ Book/Adjusted Carrying Value \$

Schedule E - Part 2 - Cash Equivalents - Investments Owned End of Current Quarter

N O N E